

Book of Proof

Third Edition

Richard Hammack

Richard Hammack (publisher)
Department of Mathematics & Applied Mathematics
P.O. Box 842014
Virginia Commonwealth University
Richmond, Virginia, 23284

Book of Proof

Edition 3.1

© 2018 by Richard Hammack

This work is licensed under the Creative Commons Attribution-NonCommercial-NoDerivative
4.0 International License



Typeset in 11pt \TeX Gyre Schola using PDF \LaTeX

Cover by R. Hammack. The cover diagrams are based on a geometric construction that renders a correct perspective view of an object (here an octagonal column) from its floor plan. The method was invented by Piero della Francesca 1415–1492, a Renaissance painter and mathematician.

To my students

Contents

Preface	vii
Introduction	viii
 <i>I Fundamentals</i>	
1. Sets	3
1.1. Introduction to Sets	3
1.2. The Cartesian Product	8
1.3. Subsets	12
1.4. Power Sets	15
1.5. Union, Intersection, Difference	18
1.6. Complement	20
1.7. Venn Diagrams	22
1.8. Indexed Sets	25
1.9. Sets That Are Number Systems	30
1.10. Russell's Paradox	32
2. Logic	34
2.1. Statements	35
2.2. And, Or, Not	39
2.3. Conditional Statements	42
2.4. Biconditional Statements	46
2.5. Truth Tables for Statements	48
2.6. Logical Equivalence	50
2.7. Quantifiers	53
2.8. More on Conditional Statements	56
2.9. Translating English to Symbolic Logic	57
2.10. Negating Statements	59
2.11. Logical Inference	63
2.12. An Important Note	64
3. Counting	65
3.1. Lists	65
3.2. The Multiplication Principle	67
3.3. The Addition and Subtraction Principles	74
3.4. Factorials and Permutations	78
3.5. Counting Subsets	85
3.6. Pascal's Triangle and the Binomial Theorem	90
3.7. The Inclusion-Exclusion Principle	93
3.8. Counting Multisets	96
3.9. The Division and Pigeonhole Principles	104
3.10. Combinatorial Proof	108

II How to Prove Conditional Statements

4. Direct Proof	113
4.1. Theorems	113
4.2. Definitions	115
4.3. Direct Proof	118
4.4. Using Cases	124
4.5. Treating Similar Cases	125
5. Contrapositive Proof	128
5.1. Contrapositive Proof	128
5.2. Congruence of Integers	131
5.3. Mathematical Writing	133
6. Proof by Contradiction	137
6.1. Proving Statements with Contradiction	138
6.2. Proving Conditional Statements by Contradiction	141
6.3. Combining Techniques	142
6.4. Some Words of Advice	143

III More on Proof

7. Proving Non-Conditional Statements	147
7.1. If-and-Only-If Proof	147
7.2. Equivalent Statements	149
7.3. Existence Proofs; Existence and Uniqueness Proofs	150
7.4. Constructive Versus Non-Constructive Proofs	154
8. Proofs Involving Sets	157
8.1. How to Prove $a \in A$	157
8.2. How to Prove $A \subseteq B$	159
8.3. How to Prove $A = B$	162
8.4. Examples: Perfect Numbers	165
9. Disproof	172
9.1. Counterexamples	174
9.2. Disproving Existence Statements	176
9.3. Disproof by Contradiction	178
10. Mathematical Induction	180
10.1. Proof by Induction	182
10.2. Proof by Strong Induction	187
10.3. Proof by Smallest Counterexample	191
10.4. The Fundamental Theorem of Arithmetic	192
10.5. Fibonacci Numbers	193

IV Relations, Functions and Cardinality

11. Relations	201
11.1. Relations	201
11.2. Properties of Relations	205
11.3. Equivalence Relations	210
11.4. Equivalence Classes and Partitions	215
11.5. The Integers Modulo n	218
11.6. Relations Between Sets	221
12. Functions	223
12.1. Functions	223
12.2. Injective and Surjective Functions	228
12.3. The Pigeonhole Principle Revisited	233
12.4. Composition	235
12.5. Inverse Functions	238
12.6. Image and Preimage	242
13. Proofs in Calculus	244
13.1. The Triangle Inequality	245
13.2. Definition of a Limit	246
13.3. Limits That Do Not Exist	249
13.4. Limit Laws	251
13.5. Continuity and Derivatives	256
13.6. Limits at Infinity	258
13.7. Sequences	261
13.8. Series	265
14. Cardinality of Sets	269
14.1. Sets with Equal Cardinalities	269
14.2. Countable and Uncountable Sets	275
14.3. Comparing Cardinalities	280
14.4. The Cantor-Bernstein-Schröder Theorem	284
Conclusion	291
Solutions	292

Preface to the Third Edition

My goal in writing this book has been to create a very inexpensive high-quality textbook. The book can be downloaded from my web page in PDF format for free, and the print version costs considerably less than comparable traditional textbooks.

In this third edition, Chapter 3 (on counting) has been expanded, and a new chapter on calculus proofs has been added. New examples and exercises have been added throughout. My decisions regarding revisions have been guided by both the Amazon reviews and emails from readers, and I am grateful for all comments.

I have taken pains to ensure that the third edition is compatible with the second. Exercises have not been reordered, although some have been edited for clarity and some new ones have been appended. (The one exception is that Chapter 3's reorganization shifted some exercises.) The chapter sequencing is identical between editions, with one exception: The final chapter on cardinality has become Chapter 14 in order to make way for the new Chapter 13 on calculus proofs. There has been a slight renumbering of the sections within chapters 10 and 11, but the numbering of the exercises within the sections is unchanged.

This core of this book is an expansion and refinement of lecture notes I developed while teaching proofs courses over the past 18 years at Virginia Commonwealth University (a large state university) and Randolph-Macon College (a small liberal arts college). I found the needs of these two audiences to be nearly identical, and I wrote this book for them. But I am mindful of a larger audience. I believe this book is suitable for almost any undergraduate mathematics program.

RICHARD HAMMACK

Lawrenceville, Virginia
February 14, 2018

Introduction

This is a book about how to prove theorems.

Until this point in your education, mathematics has probably been presented as a primarily computational discipline. You have learned to solve equations, compute derivatives and integrals, multiply matrices and find determinants; and you have seen how these things can answer practical questions about the real world. In this setting your primary goal in using mathematics has been to compute answers.

But there is another side of mathematics that is more theoretical than computational. Here the primary goal is to understand mathematical structures, to prove mathematical statements, and even to invent or discover new mathematical theorems and theories. The mathematical techniques and procedures that you have learned and used up until now are founded on this theoretical side of mathematics. For example, in computing the area under a curve, you use the fundamental theorem of calculus. It is because this theorem is true that your answer is correct. However, in learning calculus you were probably far more concerned with how that theorem could be applied than in understanding why it is true. But how do we *know* it is true? How can we convince ourselves or others of its validity? Questions of this nature belong to the theoretical realm of mathematics. This book is an introduction to that realm.

This book will initiate you into an esoteric world. You will learn and apply the methods of thought that mathematicians use to verify theorems, explore mathematical truth and create new mathematical theories. This will prepare you for advanced mathematics courses, for you will be better able to understand proofs, write your own proofs and think critically and inquisitively about mathematics.

The book is organized into four parts, as outlined below.

PART I Fundamentals

- Chapter 1: Sets
- Chapter 2: Logic
- Chapter 3: Counting

Chapters 1 and 2 lay out the language and conventions used in all advanced mathematics. Sets are fundamental because every mathematical structure, object, or entity can be described as a set. Logic is fundamental because it allows us to understand the meanings of statements, to deduce facts about mathematical structures and to uncover further structures. All subsequent chapters build on these first two chapters. Chapter 3 is included partly because its topics are central to many branches of mathematics, but also because it is a source of many examples and exercises that occur throughout the book. (However, the course instructor may choose to omit Chapter 3.)

PART II Proving Conditional Statements

- Chapter 4: Direct Proof
- Chapter 5: Contrapositive Proof
- Chapter 6: Proof by Contradiction

Chapters 4 through 6 are concerned with three main techniques used for proving theorems that have the “conditional” form “*If P , then Q .*”

PART III More on Proof

- Chapter 7: Proving Non-Conditional Statements
- Chapter 8: Proofs Involving Sets
- Chapter 9: Disproof
- Chapter 10: Mathematical Induction

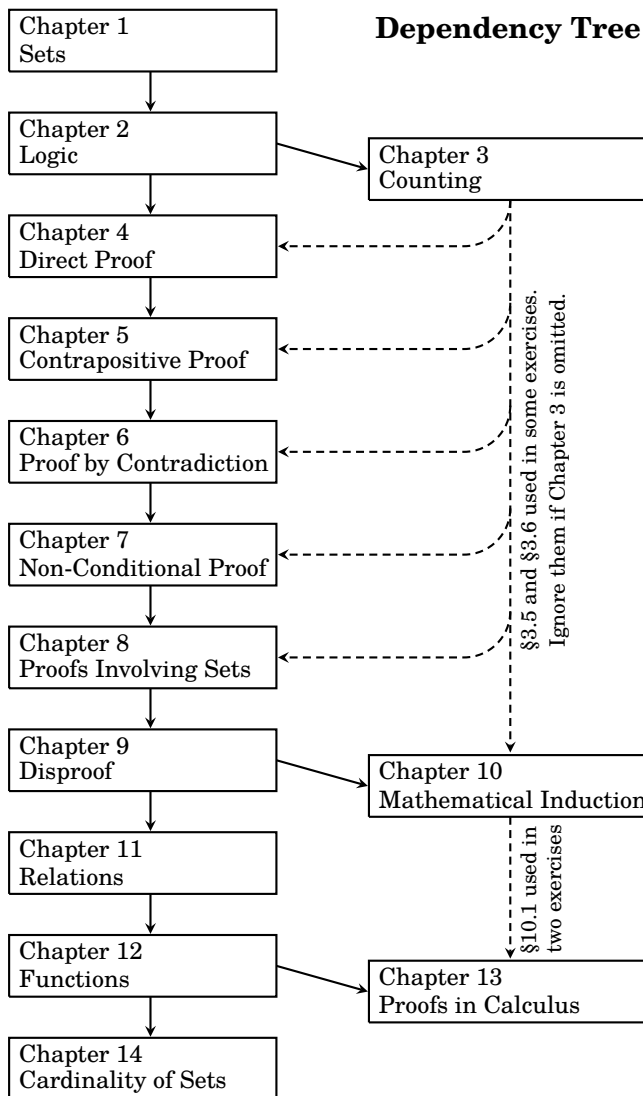
These chapters deal with useful variations, embellishments and consequences of the proof techniques introduced in Chapters 4 through 6.

PART IV Relations, Functions and Cardinality

- Chapter 11: Relations
- Chapter 12: Functions
- Chapter 13: Proofs in Calculus
- Chapter 14: Cardinality of Sets

These final chapters are mainly concerned with the idea of *functions*, which are central to all of mathematics. Upon mastering this material you will be ready for advanced mathematics courses such as abstract algebra, analysis, topology, combinatorics and theory of computation.

The chapters are organized as in the following dependency tree. The left-hand column forms the core of the book; each chapter in this column uses material from all chapters above it. Chapters 3 and 13 may be omitted without loss of continuity. But the material in Chapter 3 is a great source of exercises, and the reader who omits it should ignore the later exercises that draw from it. Chapter 10, on induction, can also be omitted with no break in continuity. However, induction is a topic that most proof courses will include.



To the instructor. The book is designed for a three or four credit course. A course emphasizing discrete mathematics could cover chapters 1–12. A course that is more of a preparation for analysis could cover all but Chapter 3. The following timetable (for a fourteen-week semester) is a hybrid of these two options. Sections marked with * may require only the briefest mention in class, or may be best left for the students to digest on their own.

Week	Monday	Wednesday	Friday
1	Section 1.1	Section 1.2	Sections 1.3, 1.4
2	Sections 1.5, 1.6, 1.7	Section 1.8	Sections 1.9*, 2.1
3	Section 2.2	Sections 2.3, 2.4	Sections 2.5, 2.6
4	Section 2.7	Sections 2.8*, 2.9	Sections 2.10, 2.11*, 2.12*
5	Sections 3.1, 3.2, 3.3	Section 3.4, 3.5	Sections 3.5, 3.6
6	EXAM	Sections 4.1, 4.2, 4.3	Sections 4.3, 4.4, 4.5*
7	Sections 5.1, 5.2, 5.3*	Section 6.1	Sections 6.2 6.3*
8	Sections 7.1, 7.2*, 7.3, 7.4	Sections 8.1, 8.2	Section 8.3
9	Section 8.4	Sections 9.1, 9.2, 9.3*	Section 10.1
10	Sections 10.1, 10.4*	Sections 10.2, 10.3	EXAM
11	Sections 11.1, 11.2	Sections 11.3, 11.4	Sections 11.5, 11.6
12	Section 12.1	Section 12.2	Section 12.2
13	Sections 12.3, 12.4*	Section 12.5	Sections 12.5, 12.6*
14	Section 14.1	Section 14.2	Sections 14.3, 14.4*

The *entire* book could be covered in a 4-credit course, or in a 3-credit course pitched to a more mature audience.

Acknowledgments. I thank my students in VCU’s MATH 300 courses for offering feedback as they read the first edition of this book. Thanks especially to Cory Colbert and Lauren Pace for rooting out typographical mistakes and inconsistencies. I am especially indebted to Cory for reading early drafts of each chapter and catching numerous mistakes before I posted the final draft on my web page. Cory also created the index, suggested some interesting exercises, and wrote some solutions. Thanks to Moa Apagodu, Sean Cox, Brent Cody and Andy Lewis for suggesting improvements while teaching from the book, and to John Ganci for proofing the entire third edition. I am indebted to Lon Mitchell, whose expertise with typesetting and on-demand publishing made the print version of this book a reality.

And thanks to countless readers all over the world who contacted me concerning errors and omissions. Because of you, this is a better book.

Part I

Fundamentals

Sets

All of mathematics can be described with sets. This becomes more and more apparent the deeper into mathematics you go. It will be apparent in most of your upper level courses, and certainly in this course. The theory of sets is a language that is perfectly suited to describing and explaining all types of mathematical structures.

1.1 Introduction to Sets

A **set** is a collection of things. The things are called **elements** of the set. We are mainly concerned with sets whose elements are mathematical entities, such as numbers, points, functions, etc.

A set is often expressed by listing its elements between commas, enclosed by braces. For example, the collection $\{2, 4, 6, 8\}$ is a set which has four elements, the numbers 2, 4, 6 and 8. Some sets have infinitely many elements. For example, consider the collection of all integers,

$$\{\dots, -4, -3, -2, -1, 0, 1, 2, 3, 4, \dots\}.$$

Here the dots indicate a pattern of numbers that continues forever in both the positive and negative directions. A set is called an **infinite** set if it has infinitely many elements; otherwise it is called a **finite** set.

Two sets are **equal** if they contain exactly the same elements. Thus $\{2, 4, 6, 8\} = \{4, 2, 8, 6\}$ because even though they are listed in a different order, the elements are identical; but $\{2, 4, 6, 8\} \neq \{2, 4, 6, 7\}$. Also

$$\{\dots - 4, -3, -2, -1, 0, 1, 2, 3, 4, \dots\} = \{0, -1, 1, -2, 2, -3, 3, -4, 4, \dots\}.$$

We often let uppercase letters stand for sets. In discussing the set $\{2, 4, 6, 8\}$ we might declare $A = \{2, 4, 6, 8\}$ and then use A to stand for $\{2, 4, 6, 8\}$. To express that 2 is an element of the set A , we write $2 \in A$, and read this as “2 is an element of A ,” or “2 is in A ,” or just “2 in A .” We also have $4 \in A$, $6 \in A$ and $8 \in A$, but $5 \notin A$. We read this last expression as “5 is not an element of A ,” or “5 not in A .” Expressions like $6, 2 \in A$ or $2, 4, 8 \in A$ are used to indicate that several things are in a set.

Some sets are so significant that we reserve special symbols for them. The set of **natural numbers** (i.e., the positive whole numbers) is denoted by \mathbb{N} , that is,

$$\mathbb{N} = \{1, 2, 3, 4, 5, 6, 7, \dots\}.$$

The set of **integers**

$$\mathbb{Z} = \{\dots, -3, -2, -1, 0, 1, 2, 3, 4, \dots\}$$

is another fundamental set. The symbol \mathbb{R} stands for the set of all **real numbers**, a set that is undoubtedly familiar to you from calculus. Other special sets will be listed later in this section.

Sets need not have just numbers as elements. The set $B = \{T, F\}$ consists of two letters, perhaps representing the values “true” and “false.” The set $C = \{a, e, i, o, u\}$ consists of the lowercase vowels in the English alphabet. The set $D = \{(0, 0), (1, 0), (0, 1), (1, 1)\}$ has as elements the four corner points of a square on the x - y coordinate plane. Thus $(0, 0) \in D$, $(1, 0) \in D$, etc., but $(1, 2) \notin D$ (for instance). It is even possible for a set to have other sets as elements. Consider $E = \{1, \{2, 3\}, \{2, 4\}\}$, which has three elements: the number 1, the set $\{2, 3\}$ and the set $\{2, 4\}$. Thus $1 \in E$ and $\{2, 3\} \in E$ and $\{2, 4\} \in E$. But note that $2 \notin E$, $3 \notin E$ and $4 \notin E$.

Consider the set $M = \left\{ \begin{bmatrix} 0 & 0 \\ 0 & 0 \end{bmatrix}, \begin{bmatrix} 1 & 0 \\ 0 & 1 \end{bmatrix}, \begin{bmatrix} 1 & 0 \\ 1 & 1 \end{bmatrix} \right\}$ of three two-by-two matrices. We have $\begin{bmatrix} 0 & 0 \\ 0 & 0 \end{bmatrix} \in M$, but $\begin{bmatrix} 1 & 0 \\ 0 & 1 \end{bmatrix} \notin M$. Letters can serve as symbols denoting a set’s elements: If $a = \begin{bmatrix} 0 & 0 \\ 0 & 0 \end{bmatrix}$, $b = \begin{bmatrix} 1 & 0 \\ 0 & 1 \end{bmatrix}$ and $c = \begin{bmatrix} 1 & 0 \\ 1 & 1 \end{bmatrix}$, then $M = \{a, b, c\}$.

If X is a finite set, its **cardinality** or **size** is the number of elements it has, and this number is denoted as $|X|$. Thus for the sets above, $|A| = 4$, $|B| = 2$, $|C| = 5$, $|D| = 4$, $|E| = 3$ and $|M| = 3$.

There is a special set that, although small, plays a big role. The **empty set** is the set $\{\}$ that has no elements. We denote it as \emptyset , so $\emptyset = \{\}$. Whenever you see the symbol \emptyset , it stands for $\{\}$. Observe that $|\emptyset| = 0$. The empty set is the only set whose cardinality is zero.

Be careful in writing the empty set. Don’t write $\{\emptyset\}$ when you mean \emptyset . These sets can’t be equal because \emptyset contains nothing while $\{\emptyset\}$ contains one thing, namely the empty set. If this is confusing, think of a set as a box with things in it, so, for example, $\{2, 4, 6, 8\}$ is a “box” containing four numbers. The empty set $\emptyset = \{\}$ is an empty box. By contrast, $\{\emptyset\}$ is a box with an empty box inside it. Obviously, there’s a difference: An empty box is not the same as a box with an empty box inside it. Thus $\emptyset \neq \{\emptyset\}$. (You might also note $|\emptyset| = 0$ and $|\{\emptyset\}| = 1$ as additional evidence that $\emptyset \neq \{\emptyset\}$.)

This box analogy can help us think about sets. The set $F = \{\emptyset, \{\emptyset\}, \{\{\emptyset\}\}$ may look strange but it is really very simple. Think of it as a box containing three things: an empty box, a box containing an empty box, and a box containing a box containing an empty box. Thus $|F| = 3$. The set $G = \{\mathbb{N}, \mathbb{Z}\}$ is a box containing two boxes, the box of natural numbers and the box of integers. Thus $|G| = 2$.

A special notation called **set-builder notation** is used to describe sets that are too big or complex to list between braces. Consider the infinite set of even integers $E = \{\dots, -6, -4, -2, 0, 2, 4, 6, \dots\}$. In set-builder notation this set is written as

$$E = \{2n : n \in \mathbb{Z}\}.$$

We read the first brace as “*the set of all things of form,*” and the colon as “*such that.*” So the expression $E = \{2n : n \in \mathbb{Z}\}$ reads as “*E equals the set of all things of form 2n, such that n is an element of Z.*” The idea is that E consists of all possible values of $2n$, where n takes on all values in \mathbb{Z} .

In general, a set X written with set-builder notation has the syntax

$$X = \{\text{expression} : \text{rule}\},$$

where the elements of X are understood to be all values of “expression” that are specified by “rule.” For example, above E is the set of all values of the expression $2n$ that satisfy the rule $n \in \mathbb{Z}$. There can be many ways to express the same set. For example, $E = \{2n : n \in \mathbb{Z}\} = \{n : n \text{ is an even integer}\} = \{n : n = 2k, k \in \mathbb{Z}\}$. Another common way of writing it is

$$E = \{n \in \mathbb{Z} : n \text{ is even}\},$$

read “*E is the set of all n in Z such that n is even.*” Some writers use a bar instead of a colon; for example, $E = \{n \in \mathbb{Z} \mid n \text{ is even}\}$. We use the colon.

Example 1.1 Here are some further illustrations of set-builder notation.

1. $\{n : n \text{ is a prime number}\} = \{2, 3, 5, 7, 11, 13, 17, \dots\}$
2. $\{n \in \mathbb{N} : n \text{ is prime}\} = \{2, 3, 5, 7, 11, 13, 17, \dots\}$
3. $\{n^2 : n \in \mathbb{Z}\} = \{0, 1, 4, 9, 16, 25, \dots\}$
4. $\{x \in \mathbb{R} : x^2 - 2 = 0\} = \{\sqrt{2}, -\sqrt{2}\}$
5. $\{x \in \mathbb{Z} : x^2 - 2 = 0\} = \emptyset$
6. $\{x \in \mathbb{Z} : |x| < 4\} = \{-3, -2, -1, 0, 1, 2, 3\}$
7. $\{2x : x \in \mathbb{Z}, |x| < 4\} = \{-6, -4, -2, 0, 2, 4, 6\}$
8. $\{x \in \mathbb{Z} : |2x| < 4\} = \{-1, 0, 1\}$

Items 6–8 above highlight a conflict of notation that we must always be alert to. The expression $|X|$ means *absolute value* if X is a number and *cardinality* if X is a set. The distinction should always be clear from context. Consider $\{x \in \mathbb{Z} : |x| < 4\}$ in Example 1.1 (6) above. Here $x \in \mathbb{Z}$, so x is a number (not a set), and thus the bars in $|x|$ must mean absolute value, not cardinality. On the other hand, suppose $A = \{\{1, 2\}, \{3, 4, 5, 6\}, \{7\}\}$ and $B = \{X \in A : |X| < 3\}$. The elements of A are sets (not numbers), so the $|X|$ in the expression for B must mean cardinality. Therefore $B = \{\{1, 2\}, \{7\}\}$.

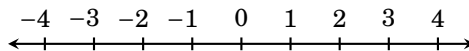
Example 1.2 Describe the set $A = \{7a + 3b : a, b \in \mathbb{Z}\}$.

Solution: This set contains all numbers of form $7a + 3b$, where a and b are integers. Each such number $7a + 3b$ is an integer, so A contains only integers. But *which* integers? If n is *any* integer, then $n = 7n + 3(-2n)$, so $n = 7a + 3b$ where $a = n$ and $b = -2n$. Therefore $n \in A$. We've now shown that A contains only integers, and also that every integer is an element of A . Consequently $A = \mathbb{Z}$.

We close this section with a summary of special sets. These are sets that are so common that they are given special names and symbols.









- The empty set: $\emptyset = \{\}$
- The natural numbers: $\mathbb{N} = \{1, 2, 3, 4, 5, \dots\}$
- The integers: $\mathbb{Z} = \{\dots, -3, -2, -1, 0, 1, 2, 3, 4, 5, \dots\}$
- The rational numbers: $\mathbb{Q} = \left\{x : x = \frac{m}{n}, \text{ where } m, n \in \mathbb{Z} \text{ and } n \neq 0\right\}$
- The real numbers: \mathbb{R}

We visualize the set \mathbb{R} of real numbers is as an infinitely long number line.



Notice that \mathbb{Q} is the set of all numbers in \mathbb{R} that can be expressed as a fraction of two integers. You may be aware that $\mathbb{Q} \neq \mathbb{R}$, as $\sqrt{2} \notin \mathbb{Q}$ but $\sqrt{2} \in \mathbb{R}$. (If not, this point will be addressed in Chapter 6.)

In calculus you encountered intervals on the number line. Like \mathbb{R} , these too are infinite sets of numbers. Any two numbers $a, b \in \mathbb{R}$ with $a < b$ give rise to various intervals. Graphically, they are represented by a darkened segment on the number line between a and b . A solid circle at an endpoint indicates that that number is included in the interval. A hollow circle indicates a point that is not included in the interval.

- Closed interval: $[a, b] = \{x \in \mathbb{R} : a \leq x \leq b\}$ 
- Open interval: $(a, b) = \{x \in \mathbb{R} : a < x < b\}$ 
- Half-open interval: $(a, b] = \{x \in \mathbb{R} : a < x \leq b\}$ 
- Half-open interval: $[a, b) = \{x \in \mathbb{R} : a \leq x < b\}$ 
- Infinite interval: $(a, \infty) = \{x \in \mathbb{R} : a < x\}$ 
- Infinite interval: $[a, \infty) = \{x \in \mathbb{R} : a \leq x\}$ 
- Infinite interval: $(-\infty, b) = \{x \in \mathbb{R} : x < b\}$ 
- Infinite interval: $(-\infty, b] = \{x \in \mathbb{R} : x \leq b\}$ 

Each of these intervals is an infinite set containing infinitely many numbers as elements. For example, though its length is short, the interval $(0.1, 0.2)$ contains infinitely many numbers, that is, all numbers between 0.1 and 0.2. It is an unfortunate notational accident that (a, b) can denote both an open interval on the line and a point on the plane. The difference is usually clear from context. In the next section we will see yet another meaning of (a, b) .

Exercises for Section 1.1

A. Write each of the following sets by listing their elements between braces.

1. $\{5x - 1 : x \in \mathbb{Z}\}$
2. $\{3x + 2 : x \in \mathbb{Z}\}$
3. $\{x \in \mathbb{Z} : -2 \leq x < 7\}$
4. $\{x \in \mathbb{N} : -2 < x \leq 7\}$
5. $\{x \in \mathbb{R} : x^2 = 3\}$
6. $\{x \in \mathbb{R} : x^2 = 9\}$
7. $\{x \in \mathbb{R} : x^2 + 5x = -6\}$
8. $\{x \in \mathbb{R} : x^3 + 5x^2 = -6x\}$
9. $\{x \in \mathbb{R} : \sin \pi x = 0\}$
10. $\{x \in \mathbb{R} : \cos x = 1\}$
11. $\{x \in \mathbb{Z} : |x| < 5\}$
12. $\{x \in \mathbb{Z} : |2x| < 5\}$
13. $\{x \in \mathbb{Z} : |6x| < 5\}$
14. $\{5x : x \in \mathbb{Z}, |2x| \leq 8\}$
15. $\{5a + 2b : a, b \in \mathbb{Z}\}$
16. $\{6a + 2b : a, b \in \mathbb{Z}\}$

B. Write each of the following sets in set-builder notation.

17. $\{2, 4, 8, 16, 32, 64, \dots\}$
18. $\{0, 4, 16, 36, 64, 100, \dots\}$
19. $\{\dots, -6, -3, 0, 3, 6, 9, 12, 15, \dots\}$
20. $\{\dots, -8, -3, 2, 7, 12, 17, \dots\}$
21. $\{0, 1, 4, 9, 16, 25, 36, \dots\}$
22. $\{3, 6, 11, 18, 27, 38, \dots\}$
23. $\{3, 4, 5, 6, 7, 8\}$
24. $\{-4, -3, -2, -1, 0, 1, 2\}$
25. $\{\dots, \frac{1}{8}, \frac{1}{4}, \frac{1}{2}, 1, 2, 4, 8, \dots\}$
26. $\{\dots, \frac{1}{27}, \frac{1}{9}, \frac{1}{3}, 1, 3, 9, 27, \dots\}$
27. $\{\dots, -\pi, -\frac{\pi}{2}, 0, \frac{\pi}{2}, \pi, \frac{3\pi}{2}, 2\pi, \frac{5\pi}{2}, \dots\}$
28. $\{\dots, -\frac{3}{2}, -\frac{3}{4}, 0, \frac{3}{4}, \frac{3}{2}, 3, \frac{15}{4}, \frac{9}{2}, \dots\}$

C. Find the following cardinalities.

29. $|\{\{1\}, \{2, \{3, 4\}\}, \emptyset\}|$

30. $|\{\{1, 4\}, a, b, \{\{3, 4\}\}, \{\emptyset\}\}|$

31. $|\{\{\{1\}, \{2, \{3, 4\}\}, \emptyset\}\}|$

32. $|\{\{\{1, 4\}, a, b, \{\{3, 4\}\}, \{\emptyset\}\}\}|$

33. $|\{x \in \mathbb{Z} : |x| < 10\}|$

34. $|\{x \in \mathbb{N} : |x| < 10\}|$

35. $|\{x \in \mathbb{Z} : x^2 < 10\}|$

36. $|\{x \in \mathbb{N} : x^2 < 10\}|$

37. $|\{x \in \mathbb{N} : x^2 < 0\}|$

38. $|\{x \in \mathbb{N} : 5x \leq 20\}|$

D. Sketch the following sets of points in the x - y plane.

39. $\{(x, y) : x \in [1, 2], y \in [1, 2]\}$

40. $\{(x, y) : x \in [0, 1], y \in [1, 2]\}$

41. $\{(x, y) : x \in [-1, 1], y = 1\}$

42. $\{(x, y) : x = 2, y \in [0, 1]\}$

43. $\{(x, y) : |x| = 2, y \in [0, 1]\}$

44. $\{(x, x^2) : x \in \mathbb{R}\}$

45. $\{(x, y) : x, y \in \mathbb{R}, x^2 + y^2 = 1\}$

46. $\{(x, y) : x, y \in \mathbb{R}, x^2 + y^2 \leq 1\}$

47. $\{(x, y) : x, y \in \mathbb{R}, y \geq x^2 - 1\}$

48. $\{(x, y) : x, y \in \mathbb{R}, x > 1\}$

49. $\{(x, x + y) : x \in \mathbb{R}, y \in \mathbb{Z}\}$

50. $\{(x, \frac{x^2}{y}) : x \in \mathbb{R}, y \in \mathbb{N}\}$

51. $\{(x, y) \in \mathbb{R}^2 : (y - x)(y + x) = 0\}$

52. $\{(x, y) \in \mathbb{R}^2 : (y - x^2)(y + x^2) = 0\}$

1.2 The Cartesian Product

Given two sets A and B , it is possible to “multiply” them to produce a new set denoted as $A \times B$. This operation is called the *Cartesian product*. To understand it, we must first understand the idea of an ordered pair.

Definition 1.1 An **ordered pair** is a list (x, y) of two things x and y , enclosed in parentheses and separated by a comma.

For example, $(2, 4)$ is an ordered pair, as is $(4, 2)$. These ordered pairs are different because even though they have the same things in them, the order is different. We write $(2, 4) \neq (4, 2)$. Right away you can see that ordered pairs can be used to describe points on the plane, as was done in calculus, but they are not limited to just that. The things in an ordered pair don't have to be numbers. You can have ordered pairs of letters, such as (ℓ, m) , ordered pairs of sets such as $(\{2, 5\}, \{3, 2\})$, even ordered pairs of ordered pairs like $((2, 4), (4, 2))$. The following are also ordered pairs: $(2, \{1, 2, 3\})$, $(\mathbb{R}, (0, 0))$. Any list of two things enclosed by parentheses is an ordered pair. Now we are ready to define the Cartesian product.

Definition 1.2 The **Cartesian product** of two sets A and B is another set, denoted as $A \times B$ and defined as $A \times B = \{(a, b) : a \in A, b \in B\}$.

Thus $A \times B$ is a set of ordered pairs of elements from A and B . For example, if $A = \{k, \ell, m\}$ and $B = \{q, r\}$, then

$$A \times B = \{(k, q), (k, r), (\ell, q), (\ell, r), (m, q), (m, r)\}.$$

Figure 1.1 shows how to make a schematic diagram of $A \times B$. Line up the elements of A horizontally and line up the elements of B vertically, as if A and B form an x - and y -axis. Then fill in the ordered pairs so that each element (x, y) is in the column headed by x and the row headed by y .

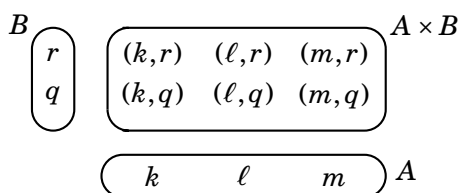



Figure 1.1. A diagram of a Cartesian product

For another example, $\{0, 1\} \times \{2, 1\} = \{(0, 2), (0, 1), (1, 2), (1, 1)\}$. If you are a visual thinker, you may wish to draw a diagram similar to Figure 1.1. The rectangular array of such diagrams give us the following general fact.

Fact 1.1 If A and B are finite sets, then $|A \times B| = |A| \cdot |B|$.

Example 1.3 Let $A = \{\square, \square, \square, \square, \square, \square\}$ be the set consisting of the six faces of a dice. The Cartesian product $A \times A$ is diagramed below. By Fact 1.1 (or by simple counting), $|A \times A| = 6 \cdot 6 = 36$. We might think of $A \times A$ as the set of possible outcomes in rolling a dice two times in a row. Each element of the product is an ordered pair of form (result of 1st roll, result of 2nd roll). Such constructions are useful in the study of probability.



The set $\mathbb{R} \times \mathbb{R} = \{(x, y) : x, y \in \mathbb{R}\}$ should be very familiar. It can be viewed as the set of points on the Cartesian plane, as drawn in Figure 1.2(a). The set $\mathbb{R} \times \mathbb{N} = \{(x, y) : x \in \mathbb{R}, y \in \mathbb{N}\}$ can be regarded as all of the points on the plane whose second coordinate is a natural number. This is illustrated in Figure 1.2(b), which shows that $\mathbb{R} \times \mathbb{N}$ looks like infinitely many horizontal lines at integer heights above the x -axis. The set $\mathbb{N} \times \mathbb{N}$ is the set of all points on the plane whose coordinates are both natural numbers. It looks like a grid of dots in the first quadrant, as illustrated in Figure 1.2(c).

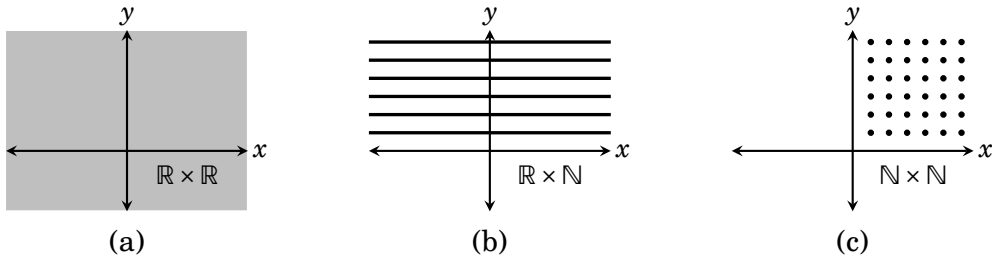


Figure 1.2. Drawings of some Cartesian products

It is even possible for one factor of a Cartesian product to be a Cartesian product itself, as in $\mathbb{R} \times (\mathbb{N} \times \mathbb{Z}) = \{(x, (y, z)) : x \in \mathbb{R}, (y, z) \in \mathbb{N} \times \mathbb{Z}\}$.

We can also define Cartesian products of three or more sets by moving beyond ordered pairs. An **ordered triple** is a list (x, y, z) . The Cartesian product of the three sets \mathbb{R} , \mathbb{N} and \mathbb{Z} is $\mathbb{R} \times \mathbb{N} \times \mathbb{Z} = \{(x, y, z) : x \in \mathbb{R}, y \in \mathbb{N}, z \in \mathbb{Z}\}$. Of course there is no reason to stop with ordered triples. In general,

$$A_1 \times A_2 \times \cdots \times A_n = \{(x_1, x_2, \dots, x_n) : x_i \in A_i \text{ for each } i = 1, 2, \dots, n\}.$$

Be mindful of parentheses. There is a slight difference between $\mathbb{R} \times (\mathbb{N} \times \mathbb{Z})$ and $\mathbb{R} \times \mathbb{N} \times \mathbb{Z}$. The first is a Cartesian product of two sets; its elements are ordered pairs $(x, (y, z))$. The second is a Cartesian product of three sets; its elements are ordered triples (x, y, z) . To be sure, in many situations there is no harm in blurring the distinction between expressions like $(x, (y, z))$ and (x, y, z) , but for now we regard them as different.

For any set A and positive integer n , the **Cartesian power** A^n is

$$A^n = A \times A \times \cdots \times A = \{(x_1, x_2, \dots, x_n) : x_1, x_2, \dots, x_n \in A\}.$$

In this way, \mathbb{R}^2 is the familiar Cartesian plane and \mathbb{R}^3 is three-dimensional space. You can visualize how, if \mathbb{R}^2 is the plane, then $\mathbb{Z}^2 = \{(m, n) : m, n \in \mathbb{Z}\}$ is a grid of points on the plane. Likewise, as \mathbb{R}^3 is 3-dimensional space, $\mathbb{Z}^3 = \{(m, n, p) : m, n, p \in \mathbb{Z}\}$ is a grid of points in space.

In other courses you may encounter sets that are very similar to \mathbb{R}^n , but yet have slightly different shades of meaning. Consider, for example, the set of all two-by-three matrices with entries from \mathbb{R} :

$$M = \left\{ \begin{bmatrix} u & v & w \\ x & y & z \end{bmatrix} : u, v, w, x, y, z \in \mathbb{R} \right\}.$$

This is not really all that different from the set

$$\mathbb{R}^6 = \{(u, v, w, x, y, z) : u, v, w, x, y, z \in \mathbb{R}\}.$$

The elements of these sets are merely certain arrangements of six real numbers. Despite their similarity, we maintain that $M \neq \mathbb{R}^6$, for two-by-three matrices are not the same things as sequences of six numbers.

Example 1.4 Represent the two sides of a coin by the set $S = \{H, T\}$. The possible outcomes of tossing the coin seven times in a row can be described with the Cartesian power S^7 . A typical element of S^7 looks like

$$(H, H, T, H, T, T, T),$$

meaning a head was tossed first, then another head, then a tail, then a head followed by three tails. Note that $|S^7| = 2^7 = 128$, so there are 128 possible outcomes. If this is not clear, then it will be explained fully in Chapter 3.

Exercises for Section 1.2

A. Write out the indicated sets by listing their elements between braces.

1. Suppose $A = \{1, 2, 3, 4\}$ and $B = \{a, c\}$.

- | | | | |
|------------------|------------------|-----------------------------|-----------------------------|
| (a) $A \times B$ | (c) $A \times A$ | (e) $\emptyset \times B$ | (g) $A \times (B \times B)$ |
| (b) $B \times A$ | (d) $B \times B$ | (f) $(A \times B) \times B$ | (h) B^3 |

2. Suppose $A = \{\pi, e, 0\}$ and $B = \{0, 1\}$.

- | | | | |
|------------------|------------------|-----------------------------|-----------------------------|
| (a) $A \times B$ | (c) $A \times A$ | (e) $A \times \emptyset$ | (g) $A \times (B \times B)$ |
| (b) $B \times A$ | (d) $B \times B$ | (f) $(A \times B) \times B$ | (h) $A \times B \times B$ |

- | | |
|---|---|
| 3. $\{x \in \mathbb{R} : x^2 = 2\} \times \{a, c, e\}$ | 6. $\{x \in \mathbb{R} : x^2 = x\} \times \{x \in \mathbb{N} : x^2 = x\}$ |
| 4. $\{n \in \mathbb{Z} : 2 < n < 5\} \times \{n \in \mathbb{Z} : n = 5\}$ | 7. $\{\emptyset\} \times \{0, \emptyset\} \times \{0, 1\}$ |
| 5. $\{x \in \mathbb{R} : x^2 = 2\} \times \{x \in \mathbb{R} : x = 2\}$ | 8. $\{0, 1\}^4$ |

B. Sketch these Cartesian products on the x - y plane \mathbb{R}^2 (or \mathbb{R}^3 for the last two).

- | | |
|---------------------------------------|--|
| 9. $\{1, 2, 3\} \times \{-1, 0, 1\}$ | 15. $\{1\} \times [0, 1]$ |
| 10. $\{-1, 0, 1\} \times \{1, 2, 3\}$ | 16. $[0, 1] \times \{1\}$ |
| 11. $[0, 1] \times [0, 1]$ | 17. $\mathbb{N} \times \mathbb{Z}$ |
| 12. $[-1, 1] \times [1, 2]$ | 18. $\mathbb{Z} \times \mathbb{Z}$ |
| 13. $\{1, 1.5, 2\} \times [1, 2]$ | 19. $[0, 1] \times [0, 1] \times [0, 1]$ |
| 14. $[1, 2] \times \{1, 1.5, 2\}$ | 20. $\{(x, y) \in \mathbb{R}^2 : x^2 + y^2 \leq 1\} \times [0, 1]$ |

1.3 Subsets

It can happen that every element of a set A is an element of another set B . For example, each element of $A = \{0, 2, 4\}$ is also an element of $B = \{0, 1, 2, 3, 4\}$. When A and B are related this way we say that A is a subset of B .

Definition 1.3 Suppose A and B are sets. If every element of A is also an element of B , then we say A is a **subset** of B , and we denote this as $A \subseteq B$. We write $A \not\subseteq B$ if A is *not* a subset of B , that is, if it is *not* true that every element of A is also an element of B . Thus $A \not\subseteq B$ means that there is at least one element of A that is *not* an element of B .

Example 1.5 Be sure you understand why each of the following is true.

1. $\{2, 3, 7\} \subseteq \{2, 3, 4, 5, 6, 7\}$
2. $\{2, 3, 7\} \not\subseteq \{2, 4, 5, 6, 7\}$
3. $\{2, 3, 7\} \subseteq \{2, 3, 7\}$
4. $\{(x, \sin(x)) : x \in \mathbb{R}\} \subseteq \mathbb{R}^2$
5. $\{1, 3, 5, 7, 11, 13, 17, \dots\} \subseteq \mathbb{N}$
6. $\mathbb{N} \subseteq \mathbb{Z} \subseteq \mathbb{Q} \subseteq \mathbb{R}$
7. $\mathbb{R} \times \mathbb{N} \subseteq \mathbb{R} \times \mathbb{R}$
8. $A \subseteq A$ for any set A
9. $\emptyset \subseteq \emptyset$.

This brings us to a significant fact: If B is any set whatsoever, then $\emptyset \subseteq B$. To see why this is true, look at the last sentence of Definition 1.3. It says that $\emptyset \not\subseteq B$ would mean that there is at least one element of \emptyset that is not an element of B . But this cannot be so because \emptyset contains no elements! Thus it is not the case that $\emptyset \not\subseteq B$, so it must be that $\emptyset \subseteq B$.

Fact 1.2 The empty set is a subset of all sets, that is, $\emptyset \subseteq B$ for any set B .

Here is another way to look at it. Imagine a subset of B as a thing you make by starting with braces $\{\}$, then filling them with selections from B . For example, to make one particular subset of $B = \{a, b, c\}$, start with $\{\}$, select b and c from B and insert them into $\{\}$ to form the subset $\{b, c\}$. Alternatively, you could have chosen just a to make $\{a\}$, and so on. But one option is to simply select nothing from B . This leaves you with the subset $\{\}$. Thus $\{\} \subseteq B$. More often we write it as $\emptyset \subseteq B$.

This idea of “making” a subset can help us list out all the subsets of a given set B . As an example, let $B = \{a, b, c\}$. Let’s list all of its subsets. One way of approaching this is to make a tree-like structure. Begin with the subset $\{\}$, which is shown on the left of Figure 1.3. Considering the element a of B , we have a choice: insert it into $\{\}$, or not. The lines from $\{\}$ point to what we get depending whether or not we insert a , either $\{\}$ or $\{a\}$. Now move on to the element b of B . For each of the sets just formed we can either insert or not insert b , and the lines on the diagram point to the resulting sets $\{\}$, $\{b\}$, $\{a\}$, or $\{a, b\}$. Finally, to each of these sets, we can either insert c or not insert it, and this gives us, on the far right-hand column, the sets $\{\}$, $\{c\}$, $\{b\}$, $\{b, c\}$, $\{a\}$, $\{a, c\}$, $\{a, b\}$ and $\{a, b, c\}$. These are the eight subsets of $B = \{a, b, c\}$.

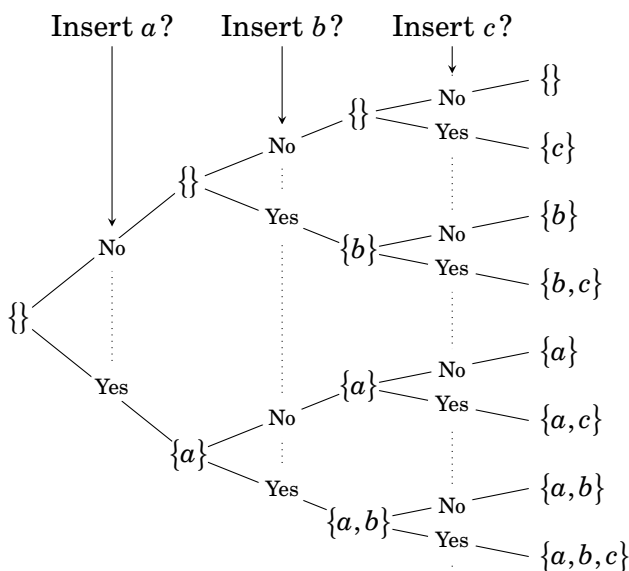


Figure 1.3. A “tree” for listing subsets

We can see from the way this tree branches that if it happened that $B = \{a\}$, then B would have just two subsets, those in the second column of the diagram. If it happened that $B = \{a, b\}$, then B would have four subsets, those in the third column, and so on. At each branching of the tree, the number of subsets doubles. So in general, if $|B| = n$, then B has 2^n subsets.

Fact 1.3 If a finite set has n elements, then it has 2^n subsets.

For a slightly more complex example, consider listing the subsets of $B = \{1, 2, \{1, 3\}\}$. This B has just three elements: 1, 2 and $\{1, 3\}$. At this point you probably don't even have to draw a tree to list out B 's subsets. You just make all the possible selections from B and put them between braces to get

$$\{\}, \{1\}, \{2\}, \{\{1, 3\}\}, \{1, 2\}, \{1, \{1, 3\}\}, \{2, \{1, 3\}\}, \{1, 2, \{1, 3\}\}.$$

These are the eight subsets of B . Exercises like this help you identify what is and isn't a subset. You know immediately that a set such as $\{1, 3\}$ is *not* a subset of B because it can't be made by inserting elements from B into $\{\}$, as the 3 is not an element of B and thus is not a valid selection. Notice that although $\{1, 3\} \notin B$, it *is* true that $\{1, 3\} \in B$. Also, $\{\{1, 3\}\} \subseteq B$.

Example 1.6 Be sure you understand why the following statements are true. Each illustrates an aspect of set theory that you've learned so far.

1. $1 \in \{1, \{1\}\}$ 1 is the first element listed in $\{1, \{1\}\}$
2. $1 \notin \{1, \{1\}\}$ because 1 is not a set
3. $\{1\} \in \{1, \{1\}\}$ $\{1\}$ is the second element listed in $\{1, \{1\}\}$
4. $\{1\} \subseteq \{1, \{1\}\}$ make subset $\{1\}$ by selecting 1 from $\{1, \{1\}\}$
5. $\{\{1\}\} \notin \{1, \{1\}\}$ because $\{1, \{1\}\}$ contains only 1 and $\{1\}$, and not $\{\{1\}\}$
6. $\{\{1\}\} \subseteq \{1, \{1\}\}$ make subset $\{\{1\}\}$ by selecting $\{1\}$ from $\{1, \{1\}\}$
7. $\mathbb{N} \notin \mathbb{N}$ \mathbb{N} is a set (not a number) and \mathbb{N} contains only numbers
8. $\mathbb{N} \subseteq \mathbb{N}$ because $X \subseteq X$ for every set X
9. $\emptyset \notin \mathbb{N}$ because the set \mathbb{N} contains only numbers and no sets
10. $\emptyset \subseteq \mathbb{N}$ because \emptyset is a subset of every set
11. $\mathbb{N} \in \{\mathbb{N}\}$ because $\{\mathbb{N}\}$ has just one element, the set \mathbb{N}
12. $\mathbb{N} \notin \{\mathbb{N}\}$ because, for instance, $1 \in \mathbb{N}$ but $1 \notin \{\mathbb{N}\}$
13. $\emptyset \notin \{\mathbb{N}\}$ note that the only element of $\{\mathbb{N}\}$ is \mathbb{N} , and $\mathbb{N} \neq \emptyset$
14. $\emptyset \subseteq \{\mathbb{N}\}$ because \emptyset is a subset of every set
15. $\emptyset \in \{\emptyset, \mathbb{N}\}$ \emptyset is the first element listed in $\{\emptyset, \mathbb{N}\}$
16. $\emptyset \subseteq \{\emptyset, \mathbb{N}\}$ because \emptyset is a subset of every set
17. $\{\mathbb{N}\} \subseteq \{\emptyset, \mathbb{N}\}$ make subset $\{\mathbb{N}\}$ by selecting \mathbb{N} from $\{\emptyset, \mathbb{N}\}$
18. $\{\mathbb{N}\} \notin \{\emptyset, \{\mathbb{N}\}\}$ because $\mathbb{N} \notin \{\emptyset, \{\mathbb{N}\}\}$
19. $\{\mathbb{N}\} \in \{\emptyset, \{\mathbb{N}\}\}$ $\{\mathbb{N}\}$ is the second element listed in $\{\emptyset, \{\mathbb{N}\}\}$
20. $\{(1, 2), (2, 2), (7, 1)\} \subseteq \mathbb{N} \times \mathbb{N}$ each of $(1, 2)$, $(2, 2)$, $(7, 1)$ is in $\mathbb{N} \times \mathbb{N}$

Though they should help you understand the concept of subset, the above examples are somewhat artificial. But in general, subsets arise very naturally. For instance, consider the unit circle $C = \{(x, y) \in \mathbb{R}^2 : x^2 + y^2 = 1\}$.

This is a subset $C \subseteq \mathbb{R}^2$. Likewise the graph of a function $y = f(x)$ is a set of points $G = \{(x, f(x)) : x \in \mathbb{R}\}$, and $G \subseteq \mathbb{R}^2$. Surely sets such as C and G are more easily understood or visualized when regarded as subsets of \mathbb{R}^2 . Mathematics is filled with such instances where it is important to regard one set as a subset of another.

Exercises for Section 1.3

A. List all the subsets of the following sets.

- | | |
|--------------------------|---|
| 1. $\{1, 2, 3, 4\}$ | 5. $\{\emptyset\}$ |
| 2. $\{1, 2, \emptyset\}$ | 6. $\{\mathbb{R}, \mathbb{Q}, \mathbb{N}\}$ |
| 3. $\{\{\mathbb{R}\}\}$ | 7. $\{\mathbb{R}, \{\mathbb{Q}, \mathbb{N}\}\}$ |
| 4. \emptyset | 8. $\{\{0, 1\}, \{0, 1, \{2\}\}, \{0\}\}$ |

B. Write out the following sets by listing their elements between braces.

- | | |
|---|--|
| 9. $\{X : X \subseteq \{3, 2, a\} \text{ and } X = 2\}$ | 11. $\{X : X \subseteq \{3, 2, a\} \text{ and } X = 4\}$ |
| 10. $\{X \subseteq \mathbb{N} : X \leq 1\}$ | 12. $\{X : X \subseteq \{3, 2, a\} \text{ and } X = 1\}$ |

C. Decide if the following statements are true or false. Explain.

- | | |
|---|---|
| 13. $\mathbb{R}^3 \subseteq \mathbb{R}^3$ | 15. $\{(x, y) : x - 1 = 0\} \subseteq \{(x, y) : x^2 - x = 0\}$ |
| 14. $\mathbb{R}^2 \subseteq \mathbb{R}^3$ | 16. $\{(x, y) : x^2 - x = 0\} \subseteq \{(x, y) : x - 1 = 0\}$ |

1.4 Power Sets

Given a set, you can form a new set with the *power set* operation.

Definition 1.4 If A is a set, the **power set** of A is another set, denoted as $\mathcal{P}(A)$ and defined to be the set of all subsets of A . In symbols, $\mathcal{P}(A) = \{X : X \subseteq A\}$.

For example, suppose $A = \{1, 2, 3\}$. The power set of A is the set of all subsets of A . We learned how to find these subsets in the previous section, and they are $\{\}$, $\{1\}$, $\{2\}$, $\{3\}$, $\{1, 2\}$, $\{1, 3\}$, $\{2, 3\}$ and $\{1, 2, 3\}$. Therefore the power set of A is

$$\mathcal{P}(A) = \left\{ \emptyset, \{1\}, \{2\}, \{3\}, \{1, 2\}, \{1, 3\}, \{2, 3\}, \{1, 2, 3\} \right\}.$$

As we saw in the previous section, if a finite set A has n elements, then it has 2^n subsets, and thus its power set has 2^n elements.

Fact 1.4 If A is a finite set, then $|\mathcal{P}(A)| = 2^{|A|}$.

Example 1.7 You should examine the following statements and make sure you understand how the answers were obtained. In particular, notice that in each instance the equation $|\mathcal{P}(A)| = 2^{|A|}$ is true.

1. $\mathcal{P}(\{0, 1, 3\}) = \{\emptyset, \{0\}, \{1\}, \{3\}, \{0, 1\}, \{0, 3\}, \{1, 3\}, \{0, 1, 3\}\}$
2. $\mathcal{P}(\{1, 2\}) = \{\emptyset, \{1\}, \{2\}, \{1, 2\}\}$
3. $\mathcal{P}(\{1\}) = \{\emptyset, \{1\}\}$
4. $\mathcal{P}(\emptyset) = \{\emptyset\}$
5. $\mathcal{P}(\{a\}) = \{\emptyset, \{a\}\}$
6. $\mathcal{P}(\{\emptyset\}) = \{\emptyset, \{\emptyset\}\}$
7. $\mathcal{P}(\{a\}) \times \mathcal{P}(\{\emptyset\}) = \{(\emptyset, \emptyset), (\emptyset, \{\emptyset\}), (\{a\}, \emptyset), (\{a\}, \{\emptyset\})\}$
8. $\mathcal{P}(\mathcal{P}(\{\emptyset\})) = \{\emptyset, \{\emptyset\}, \{\{\emptyset\}\}, \{\emptyset, \{\emptyset\}\}\}$
9. $\mathcal{P}(\{1, \{1, 2\}\}) = \{\emptyset, \{1\}, \{\{1, 2\}\}, \{1, \{1, 2\}\}\}$
10. $\mathcal{P}(\{\mathbb{Z}, \mathbb{N}\}) = \{\emptyset, \{\mathbb{Z}\}, \{\mathbb{N}\}, \{\mathbb{Z}, \mathbb{N}\}\}$

Next are some that are **wrong**. See if you can determine why they are wrong and make sure you understand the explanation on the right.

11. $\mathcal{P}(1) = \{\emptyset, \{1\}\}$ meaningless because 1 is not a set
12. $\mathcal{P}(\{1, \{1, 2\}\}) = \{\emptyset, \{1\}, \{1, 2\}, \{1, \{1, 2\}\}\}$ wrong because $\{1, 2\} \notin \{1, \{1, 2\}\}$
13. $\mathcal{P}(\{1, \{1, 2\}\}) = \{\emptyset, \{\{1\}\}, \{\{1, 2\}\}, \{1, \{1, 2\}\}\}$... wrong because $\{\{1\}\} \notin \{1, \{1, 2\}\}$

If A is finite, then it is possible (though maybe not practical) to list out $\mathcal{P}(A)$ between braces as was done in the above example. That is not possible if A is infinite. For example, consider $\mathcal{P}(\mathbb{N})$. If you start listing its elements you quickly discover that \mathbb{N} has infinitely many subsets, and it's not clear how (or if) they could be arranged in a list with a definite pattern:

$$\mathcal{P}(\mathbb{N}) = \{\emptyset, \{1\}, \{2\}, \dots, \{1, 2\}, \{1, 3\}, \dots, \{39, 47\}, \\ \dots, \{3, 87, 131\}, \dots, \{2, 4, 6, 8, \dots\}, \dots ? \dots\}.$$

The set $\mathcal{P}(\mathbb{R}^2)$ is mind boggling. Think of $\mathbb{R}^2 = \{(x, y) : x, y \in \mathbb{R}\}$ as the set of all points on the Cartesian plane. A subset of \mathbb{R}^2 (that is, an *element* of $\mathcal{P}(\mathbb{R}^2)$) is a set of points in the plane. Let's look at some of these sets. Since $\{(1, 2), (1, 1)\} \subseteq \mathbb{R}^2$, we know that $\{(1, 2), (1, 1)\} \in \mathcal{P}(\mathbb{R}^2)$. We can even draw a picture of this subset, as in Figure 1.4(a). For another example, the graph of the equation $y = x^2$ is the set of points $G = \{(x, x^2) : x \in \mathbb{R}\}$ and this is a subset of \mathbb{R}^2 , so $G \in \mathcal{P}(\mathbb{R}^2)$. Figure 1.4(b) is a picture of G . Because this can be done for any function, the graph of any imaginable function $f : \mathbb{R} \rightarrow \mathbb{R}$ is an element of $\mathcal{P}(\mathbb{R}^2)$.

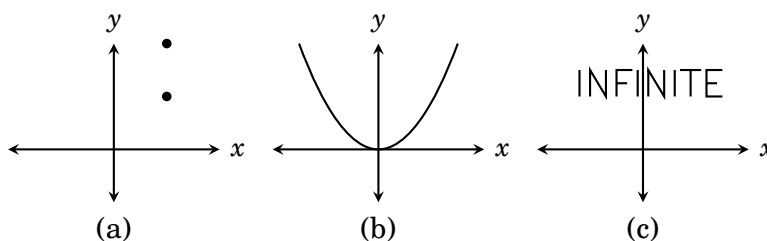


Figure 1.4. Three of the many, many sets in $\mathcal{P}(\mathbb{R}^2)$

In fact, any black-and-white image on the plane can be thought of as a subset of \mathbb{R}^2 , where the black points belong to the subset and the white points do not. So the text “INFINITE” in Figure 1.4(c) is a subset of \mathbb{R}^2 and therefore an element of $\mathcal{P}(\mathbb{R}^2)$. By that token, $\mathcal{P}(\mathbb{R}^2)$ contains a copy of the page you are reading now.

Thus, in addition to containing every imaginable function and every imaginable black-and-white image, $\mathcal{P}(\mathbb{R}^2)$ also contains the full text of every book that was ever written, those that are yet to be written and those that will never be written. Inside of $\mathcal{P}(\mathbb{R}^2)$ is a detailed biography of your life, from beginning to end, as well as the biographies of all of your unborn descendants. It is startling that the five symbols used to write $\mathcal{P}(\mathbb{R}^2)$ can express such an incomprehensibly large set.

Homework: Think about $\mathcal{P}(\mathcal{P}(\mathbb{R}^2))$.

Exercises for Section 1.4

A. Write the following sets by listing their elements between braces.

1. $\mathcal{P}(\{\{a, b\}, \{c\}\})$
2. $\mathcal{P}(\{1, 2, 3, 4\})$
3. $\mathcal{P}(\{\{\emptyset\}, 5\})$
4. $\mathcal{P}(\{\mathbb{R}, \mathbb{Q}\})$
5. $\mathcal{P}(\mathcal{P}(\{2\}))$
6. $\mathcal{P}(\{1, 2\}) \times \mathcal{P}(\{3\})$
7. $\mathcal{P}(\{a, b\}) \times \mathcal{P}(\{0, 1\})$
8. $\mathcal{P}(\{1, 2\} \times \{3\})$
9. $\mathcal{P}(\{a, b\} \times \{0\})$
10. $\{X \in \mathcal{P}(\{1, 2, 3\}) : |X| \leq 1\}$
11. $\{X \subseteq \mathcal{P}(\{1, 2, 3\}) : |X| \leq 1\}$
12. $\{X \in \mathcal{P}(\{1, 2, 3\}) : 2 \in X\}$

B. Suppose that $|A| = m$ and $|B| = n$. Find the following cardinalities.

13. $|\mathcal{P}(\mathcal{P}(\mathcal{P}(A)))|$
14. $|\mathcal{P}(\mathcal{P}(A))|$
15. $|\mathcal{P}(A \times B)|$
16. $|\mathcal{P}(A) \times \mathcal{P}(B)|$
17. $|\{X \in \mathcal{P}(A) : |X| \leq 1\}|$
18. $|\mathcal{P}(A \times \mathcal{P}(B))|$
19. $|\mathcal{P}(\mathcal{P}(\mathcal{P}(A \times \emptyset)))|$
20. $|\{X \subseteq \mathcal{P}(A) : |X| \leq 1\}|$

1.5 Union, Intersection, Difference

Just as numbers are combined with operations such as addition, subtraction and multiplication, there are various operations that can be applied to sets. The Cartesian product (defined in Section 1.2) is one such operation; given sets A and B , we can combine them with \times to get a new set $A \times B$. Here are three new operations called union, intersection and difference.

Definition 1.5 Suppose A and B are sets.

The **union** of A and B is the set $A \cup B = \{x : x \in A \text{ or } x \in B\}$.

The **intersection** of A and B is the set $A \cap B = \{x : x \in A \text{ and } x \in B\}$.

The **difference** of A and B is the set $A - B = \{x : x \in A \text{ and } x \notin B\}$.

In words, the union $A \cup B$ is the set of all things that are in A or in B (or in both). The intersection $A \cap B$ is the set of all things in both A and B . The difference $A - B$ is the set of all things that are in A but not in B .

Example 1.8 Suppose $A = \{a, b, c, d, e\}$, $B = \{d, e, f\}$ and $C = \{1, 2, 3\}$.

1. $A \cup B = \{a, b, c, d, e, f\}$
2. $A \cap B = \{d, e\}$
3. $A - B = \{a, b, c\}$
4. $B - A = \{f\}$
5. $(A - B) \cup (B - A) = \{a, b, c, f\}$
6. $A \cup C = \{a, b, c, d, e, 1, 2, 3\}$
7. $A \cap C = \emptyset$
8. $A - C = \{a, b, c, d, e\}$
9. $(A \cap C) \cup (A - C) = \{a, b, c, d, e\}$
10. $(A \cap B) \times B = \{(d, d), (d, e), (d, f), (e, d), (e, e), (e, f)\}$
11. $(A \times C) \cap (B \times C) = \{(d, 1), (d, 2), (d, 3), (e, 1), (e, 2), (e, 3)\}$

Parts 12–15 use interval notation (Section 1.1), so $[2, 5] = \{x \in \mathbb{R} : 2 \leq x \leq 5\}$, etc. Sketching these on the number line may aid your understanding.

12. $[2, 5] \cup [3, 6] = [2, 6]$
13. $[2, 5] \cap [3, 6] = [3, 5]$
14. $[2, 5] - [3, 6] = [2, 3)$
15. $[0, 3] - [1, 2] = [0, 1) \cup (2, 3]$

Observe that for any sets X and Y it is always true that $X \cup Y = Y \cup X$ and $X \cap Y = Y \cap X$, but in general $X - Y \neq Y - X$.

Example 1.9 Let $A = \{(x, x^2) : x \in \mathbb{R}\}$ be the graph of the equation $y = x^2$ and let $B = \{(x, x+2) : x \in \mathbb{R}\}$ be the graph of the equation $y = x+2$. These sets are subsets of \mathbb{R}^2 . They are sketched together in Figure 1.5(a). Figure 1.5(b) shows $A \cup B$, the set of all points (x, y) that are on one (or both) of the two graphs. Observe that $A \cap B = \{(-1, 1), (2, 4)\}$ consists of just two elements, the two points where the graphs intersect, as illustrated in Figure 1.5(c). Figure 1.5(d) shows $A - B$, which is the set A with “holes” where B crossed it. In set builder notation, we could write $A \cup B = \{(x, y) : x \in \mathbb{R}, y = x^2 \text{ or } y = x+2\}$ and $A - B = \{(x, x^2) : x \in \mathbb{R} - \{-1, 2\}\}$.

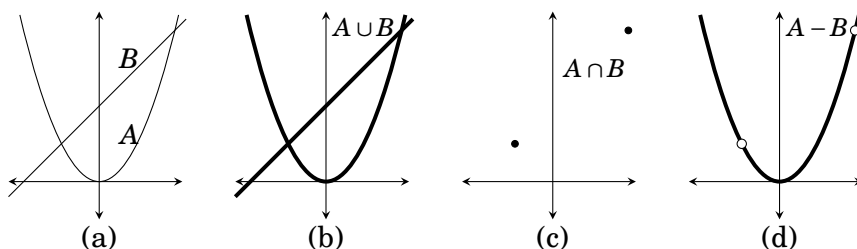


Figure 1.5. The union, intersection and difference of sets A and B

Exercises for Section 1.5

- Suppose $A = \{4, 3, 6, 7, 1, 9\}$, $B = \{5, 6, 8, 4\}$ and $C = \{5, 8, 4\}$. Find:

(a) $A \cup B$	(d) $A - C$	(g) $B \cap C$
(b) $A \cap B$	(e) $B - A$	(h) $B \cup C$
(c) $A - B$	(f) $A \cap C$	(i) $C - B$
- Suppose $A = \{0, 2, 4, 6, 8\}$, $B = \{1, 3, 5, 7\}$ and $C = \{2, 8, 4\}$. Find:

(a) $A \cup B$	(d) $A - C$	(g) $B \cap C$
(b) $A \cap B$	(e) $B - A$	(h) $C - A$
(c) $A - B$	(f) $A \cap C$	(i) $C - B$
- Suppose $A = \{0, 1\}$ and $B = \{1, 2\}$. Find:

(a) $(A \times B) \cap (B \times B)$	(d) $(A \cap B) \times A$	(g) $\mathcal{P}(A) - \mathcal{P}(B)$
(b) $(A \times B) \cup (B \times B)$	(e) $(A \times B) \cap B$	(h) $\mathcal{P}(A \cap B)$
(c) $(A \times B) - (B \times B)$	(f) $\mathcal{P}(A) \cap \mathcal{P}(B)$	(i) $\mathcal{P}(A \times B)$
- Suppose $A = \{b, c, d\}$ and $B = \{a, b\}$. Find:

(a) $(A \times B) \cap (B \times B)$	(d) $(A \cap B) \times A$	(g) $\mathcal{P}(A) - \mathcal{P}(B)$
(b) $(A \times B) \cup (B \times B)$	(e) $(A \times B) \cap B$	(h) $\mathcal{P}(A \cap B)$
(c) $(A \times B) - (B \times B)$	(f) $\mathcal{P}(A) \cap \mathcal{P}(B)$	(i) $\mathcal{P}(A) \times \mathcal{P}(B)$

5. Sketch the sets $X = [1, 3] \times [1, 3]$ and $Y = [2, 4] \times [2, 4]$ on the plane \mathbb{R}^2 . On separate drawings, shade in the sets $X \cup Y$, $X \cap Y$, $X - Y$ and $Y - X$. (Hint: X and Y are Cartesian products of intervals. You may wish to review how you drew sets like $[1, 3] \times [1, 3]$ in the exercises for Section 1.2.)
6. Sketch the sets $X = [-1, 3] \times [0, 2]$ and $Y = [0, 3] \times [1, 4]$ on the plane \mathbb{R}^2 . On separate drawings, shade in the sets $X \cup Y$, $X \cap Y$, $X - Y$ and $Y - X$.
7. Sketch the sets $X = \{(x, y) \in \mathbb{R}^2 : x^2 + y^2 \leq 1\}$ and $Y = \{(x, y) \in \mathbb{R}^2 : x \geq 0\}$ on \mathbb{R}^2 . On separate drawings, shade in the sets $X \cup Y$, $X \cap Y$, $X - Y$ and $Y - X$.
8. Sketch the sets $X = \{(x, y) \in \mathbb{R}^2 : x^2 + y^2 \leq 1\}$ and $Y = \{(x, y) \in \mathbb{R}^2 : -1 \leq y \leq 0\}$ on \mathbb{R}^2 . On separate drawings, shade in the sets $X \cup Y$, $X \cap Y$, $X - Y$ and $Y - X$.
9. Is the statement $(\mathbb{R} \times \mathbb{Z}) \cap (\mathbb{Z} \times \mathbb{R}) = \mathbb{Z} \times \mathbb{Z}$ true or false? What about the statement $(\mathbb{R} \times \mathbb{Z}) \cup (\mathbb{Z} \times \mathbb{R}) = \mathbb{R} \times \mathbb{R}$?
10. Do you think the statement $(\mathbb{R} - \mathbb{Z}) \times \mathbb{N} = (\mathbb{R} \times \mathbb{N}) - (\mathbb{Z} \times \mathbb{N})$ is true, or false? Justify.

1.6 Complement

This section introduces yet another set operation, called the *set complement*. The definition requires the idea of a *universal set*, which we now discuss.

When dealing with a set, we almost always regard it as a subset of some larger set. For example, consider the set of prime numbers $P = \{2, 3, 5, 7, 11, 13, \dots\}$. If asked to name some things that are *not* in P , we might mention some composite numbers like 4 or 6 or 423. It probably would not occur to us to say that Vladimir Putin is not in P . True, Vladimir Putin is not in P , but he lies entirely outside of the discussion of what is a prime number and what is not. We have an unstated assumption that

$$P \subseteq \mathbb{N}$$

because \mathbb{N} is the most natural setting in which to discuss prime numbers. In this context, anything not in P should still be in \mathbb{N} . This larger set \mathbb{N} is called the **universal set** or **universe** for P .

Almost every useful set in mathematics can be regarded as having some natural universal set. For instance, the unit circle is the set $C = \{(x, y) \in \mathbb{R}^2 : x^2 + y^2 = 1\}$, and since all these points are in the plane \mathbb{R}^2 it is natural to regard \mathbb{R}^2 as the universal set for C . In the absence of specifics, if A is a set, then its universal set is often denoted as U . We are now ready to define the complement operation.

Definition 1.6 Let A be a set with a universal set U . The **complement** of A , denoted \overline{A} , is the set $\overline{A} = U - A$.

Example 1.10 If P is the set of prime numbers, then

$$\overline{P} = \mathbb{N} - P = \{1, 4, 6, 8, 9, 10, 12, \dots\}.$$

Thus \overline{P} is the set of composite numbers and 1.

Example 1.11 Let $A = \{(x, x^2) : x \in \mathbb{R}\}$ be the graph of the equation $y = x^2$. Figure 1.6(a) shows A in its universal set \mathbb{R}^2 . The complement of A is $\overline{A} = \mathbb{R}^2 - A = \{(x, y) \in \mathbb{R}^2 : y \neq x^2\}$, illustrated by the shaded area in Figure 1.6(b).

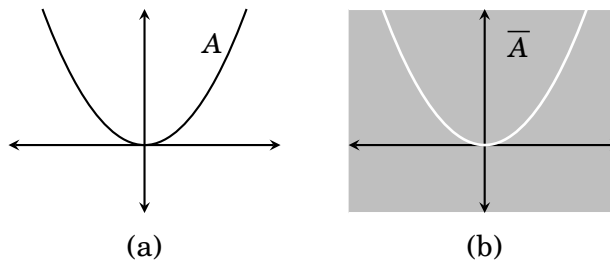


Figure 1.6. A set and its complement

Exercises for Section 1.6

- Let $A = \{4, 3, 6, 7, 1, 9\}$ and $B = \{5, 6, 8, 4\}$ have universal set $U = \{0, 1, 2, \dots, 10\}$. Find:

(a) \overline{A}	(d) $A \cup \overline{A}$	(g) $\overline{A} - \overline{B}$
(b) \overline{B}	(e) $A - \overline{A}$	(h) $\overline{A} \cap B$
(c) $A \cap \overline{A}$	(f) $A - \overline{B}$	(i) $\overline{A \cap B}$
 - Let $A = \{0, 2, 4, 6, 8\}$ and $B = \{1, 3, 5, 7\}$ have universal set $U = \{0, 1, 2, \dots, 8\}$. Find:

(a) \overline{A}	(d) $A \cup \overline{A}$	(g) $\overline{A} \cap \overline{B}$
(b) \overline{B}	(e) $A - \overline{A}$	(h) $\overline{A} \cap B$
(c) $A \cap \overline{A}$	(f) $\overline{A \cup B}$	(i) $\overline{A} \times B$
 - Sketch the set $X = [1, 3] \times [1, 2]$ on the plane \mathbb{R}^2 . On separate drawings, shade in the sets \overline{X} and $\overline{X} \cap ([0, 2] \times [0, 3])$.
 - Sketch the set $X = [-1, 3] \times [0, 2]$ on the plane \mathbb{R}^2 . On separate drawings, shade in the sets \overline{X} and $\overline{X} \cap ([-2, 4] \times [-1, 3])$.
 - Sketch the set $X = \{(x, y) \in \mathbb{R}^2 : 1 \leq x^2 + y^2 \leq 4\}$ on the plane \mathbb{R}^2 . On a separate drawing, shade in the set \overline{X} .
 - Sketch the set $X = \{(x, y) \in \mathbb{R}^2 : y < x^2\}$ on \mathbb{R}^2 . Shade in the set \overline{X} .
-

1.7 Venn Diagrams

In thinking about sets, it is sometimes helpful to draw informal, schematic diagrams of them. In doing this we often represent a set with a circle (or oval), which we regard as enclosing all the elements of the set. Such diagrams can illustrate how sets combine using various operations. For example, Figures 1.7(a–c) show two sets A and B that overlap in a middle region. The sets $A \cup B$, $A \cap B$ and $A - B$ are shaded. Such graphical representations of sets are called **Venn diagrams**, after their inventor, British logician John Venn, 1834–1923.

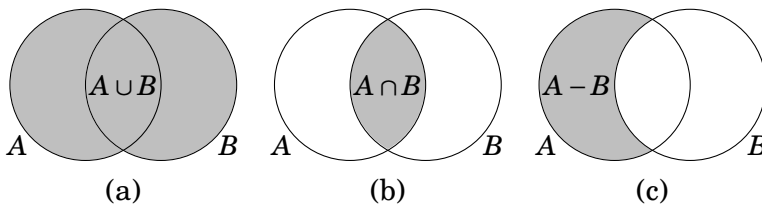


Figure 1.7. Venn diagrams for two sets

Though you are unlikely to draw Venn diagrams as a part of a proof of any theorem, you will probably find them to be useful “scratch work” devices that help you to understand how sets combine, and to develop strategies for proving certain theorems or solving certain problems. The remainder of this section uses Venn diagrams to explore how three sets can be combined using \cup and \cap .

Let’s begin with the set $A \cup B \cup C$. Our definitions suggest this should consist of all elements which are in one or more of the sets A , B and C . Figure 1.8(a) shows a Venn diagram for this. Similarly, we think of $A \cap B \cap C$ as all elements common to each of A , B and C , so in Figure 1.8(b) the region belonging to all three sets is shaded.

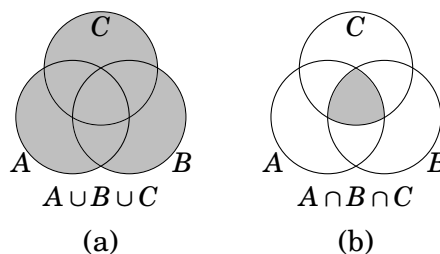


Figure 1.8. Venn diagrams for three sets

We can also think of $A \cap B \cap C$ as the two-step operation $(A \cap B) \cap C$. In this expression the set $A \cap B$ is represented by the region common to both A and B , and when we intersect *this* with C we get Figure 1.8(b). This is a visual representation of the fact that $A \cap B \cap C = (A \cap B) \cap C$. Similarly, we have $A \cap B \cap C = A \cap (B \cap C)$. Likewise, $A \cup B \cup C = (A \cup B) \cup C = A \cup (B \cup C)$.

Notice that in these examples, where the expression either contains only the symbol \cup or only the symbol \cap , the placement of the parentheses is irrelevant, so we are free to drop them. It is analogous to the situations in algebra involving expressions $(a+b)+c = a+(b+c)$ or $(a \cdot b) \cdot c = a \cdot (b \cdot c)$. We tend to drop the parentheses and write simply $a+b+c$ or $a \cdot b \cdot c$. By contrast, in an expression like $(a+b) \cdot c$ the parentheses are absolutely essential because $(a+b) \cdot c$ and $a+(b \cdot c)$ are generally not equal.

Now let's use Venn diagrams to help us understand the expressions $(A \cup B) \cap C$ and $A \cup (B \cap C)$, which use a mix of \cup and \cap . Figure 1.9 shows how to draw a Venn diagram for $(A \cup B) \cap C$. In the drawing on the left, the set $A \cup B$ is shaded with horizontal lines, while C is shaded with vertical lines. Thus the set $(A \cup B) \cap C$ is represented by the cross-hatched region where $A \cup B$ and C overlap. The superfluous shadings are omitted in the drawing on the right showing the set $(A \cup B) \cap C$.

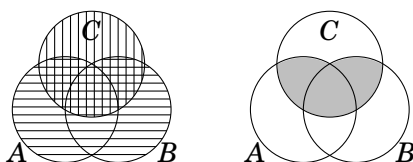


Figure 1.9. How to make a Venn diagram for $(A \cup B) \cap C$

Now think about $A \cup (B \cap C)$. In Figure 1.10 the set A is shaded with horizontal lines, and $B \cap C$ is shaded with vertical lines. The union $A \cup (B \cap C)$ is represented by the totality of all shaded regions, as shown on the right.

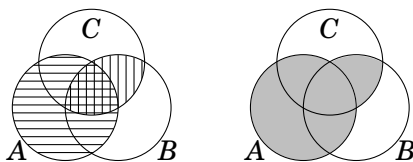


Figure 1.10. How to make a Venn diagram for $A \cup (B \cap C)$

Compare the diagrams for $(A \cup B) \cap C$ and $A \cup (B \cap C)$ in Figures 1.9 and 1.10. The fact that the diagrams are different indicates that $(A \cup B) \cap C \neq A \cup (B \cap C)$ in general. Thus an expression such as $A \cup B \cap C$ is absolutely meaningless because we can't tell whether it means $(A \cup B) \cap C$ or $A \cup (B \cap C)$. In summary, Venn diagrams have helped us understand the following.

Important Points:

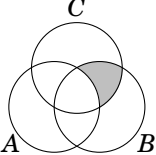
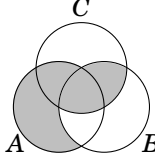
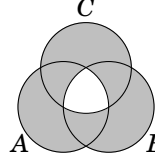
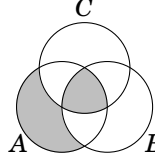
- If an expression involving sets uses only \cup , then parentheses are optional.
- If an expression involving sets uses only \cap , then parentheses are optional.
- If an expression uses both \cup and \cap , then parentheses are **essential**.

In the next section we will study types of expressions that use only \cup or only \cap . These expressions will not require the use of parentheses.

Exercises for Section 1.7

1. Draw a Venn diagram for \overline{A} , where A is a subset of a universal set U .
2. Draw a Venn diagram for $B - A$.
3. Draw a Venn diagram for $(A - B) \cap C$.
4. Draw a Venn diagram for $(A \cup B) - C$.
5. Draw Venn diagrams for $A \cup (B \cap C)$ and $(A \cup B) \cap (A \cup C)$. Based on your drawings, do you think $A \cup (B \cap C) = (A \cup B) \cap (A \cup C)$?
6. Draw Venn diagrams for $A \cap (B \cup C)$ and $(A \cap B) \cup (A \cap C)$. Based on your drawings, do you think $A \cap (B \cup C) = (A \cap B) \cup (A \cap C)$?
7. Suppose sets A and B are in a universal set U . Draw Venn diagrams for $\overline{A \cap B}$ and $\overline{A} \cup \overline{B}$. Based on your drawings, do you think it's true that $\overline{A \cap B} = \overline{A} \cup \overline{B}$?
8. Suppose sets A and B are in a universal set U . Draw Venn diagrams for $\overline{A \cup B}$ and $\overline{A} \cap \overline{B}$. Based on your drawings, do you think it's true that $\overline{A \cup B} = \overline{A} \cap \overline{B}$?
9. Draw a Venn diagram for $(A \cap B) - C$.
10. Draw a Venn diagram for $(A - B) \cup C$.

Following are Venn diagrams for expressions involving sets A , B and C . Write a corresponding expression.

11.		12.		13.		14.	
-----	---	-----	---	-----	---	-----	--

1.8 Indexed Sets

When a mathematical problem involves lots of sets, it is often convenient to keep track of them by using subscripts (also called indices). Thus instead of denoting three sets as A , B and C , we might instead write them as A_1 , A_2 and A_3 . These are called **indexed sets**.

Although we defined union and intersection to be operations that combine two sets, you by now have no difficulty forming unions and intersections of three or more sets. (For instance, in the previous section we drew Venn diagrams for the intersection and union of three sets.) But let's take a moment to write down careful definitions. Given sets A_1, A_2, \dots, A_n , the set $A_1 \cup A_2 \cup A_3 \cup \dots \cup A_n$ consists of everything that is in *at least one* of the sets A_i . Likewise $A_1 \cap A_2 \cap A_3 \cap \dots \cap A_n$ consists of everything that is common to *all* of the sets A_i . Here is a careful definition.

Definition 1.7 Suppose A_1, A_2, \dots, A_n are sets. Then

$$\begin{aligned} A_1 \cup A_2 \cup A_3 \cup \dots \cup A_n &= \{x : x \in A_i \text{ for at least one set } A_i, \text{ for } 1 \leq i \leq n\}, \\ A_1 \cap A_2 \cap A_3 \cap \dots \cap A_n &= \{x : x \in A_i \text{ for every set } A_i, \text{ for } 1 \leq i \leq n\}. \end{aligned}$$

But if the number n of sets is large, these expressions can get messy. To overcome this, we now develop some notation akin to sigma notation. You already know that sigma notation is a convenient symbolism for expressing sums of many numbers. Given numbers $a_1, a_2, a_3, \dots, a_n$, then

$$\sum_{i=1}^n a_i = a_1 + a_2 + a_3 + \dots + a_n.$$

Even if the list of numbers is infinite, the sum

$$\sum_{i=1}^{\infty} a_i = a_1 + a_2 + a_3 + \dots + a_i + \dots$$

is often still meaningful. The notation we are about to introduce is very similar to this. Given sets $A_1, A_2, A_3, \dots, A_n$, we define

$$\bigcup_{i=1}^n A_i = A_1 \cup A_2 \cup A_3 \cup \dots \cup A_n \quad \text{and} \quad \bigcap_{i=1}^n A_i = A_1 \cap A_2 \cap A_3 \cap \dots \cap A_n.$$

Example 1.12 Suppose $A_1 = \{0, 2, 5\}$, $A_2 = \{1, 2, 5\}$ and $A_3 = \{2, 5, 7\}$. Then

$$\bigcup_{i=1}^3 A_i = A_1 \cup A_2 \cup A_3 = \{0, 1, 2, 5, 7\} \quad \text{and} \quad \bigcap_{i=1}^3 A_i = A_1 \cap A_2 \cap A_3 = \{2, 5\}.$$

This notation is also used when the list of sets $A_1, A_2, A_3, A_4, \dots$ is infinite:

$$\bigcup_{i=1}^{\infty} A_i = A_1 \cup A_2 \cup A_3 \cup \dots = \{x : x \in A_i \text{ for at least one set } A_i \text{ with } 1 \leq i\}.$$

$$\bigcap_{i=1}^{\infty} A_i = A_1 \cap A_2 \cap A_3 \cap \dots = \{x : x \in A_i \text{ for every set } A_i \text{ with } 1 \leq i\}.$$

Example 1.13 This example involves the following infinite list of sets.

$$A_1 = \{-1, 0, 1\}, \quad A_2 = \{-2, 0, 2\}, \quad A_3 = \{-3, 0, 3\}, \quad \dots, \quad A_i = \{-i, 0, i\}, \quad \dots$$

Observe that $\bigcup_{i=1}^{\infty} A_i = \mathbb{Z}$, and $\bigcap_{i=1}^{\infty} A_i = \{0\}$.

Here is a useful twist on our new notation. We can write

$$\bigcup_{i=1}^3 A_i = \bigcup_{i \in \{1, 2, 3\}} A_i,$$

which is understood to be the union of the sets A_i for $i = 1, 2, 3$. Likewise:

$$\bigcap_{i=1}^3 A_i = \bigcap_{i \in \{1, 2, 3\}} A_i$$

$$\bigcup_{i=1}^{\infty} A_i = \bigcup_{i \in \mathbb{N}} A_i$$

$$\bigcap_{i=1}^{\infty} A_i = \bigcap_{i \in \mathbb{N}} A_i$$

Here we are taking the union or intersection of a collection of sets A_i where i is an element of some set, be it $\{1, 2, 3\}$ or \mathbb{N} . In general, the way this works is that we will have a collection of sets A_i for $i \in I$, where I is the set of possible subscripts. The set I is called an **index set**.

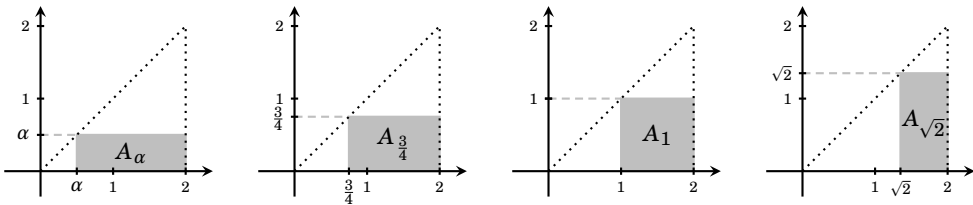
It is important to realize that the set I need not even consist of integers. (We could subscript with letters or real numbers, etc.) Since we are programmed to think of i as an integer, let's make a slight notational change: Use α , not i , to stand for an element of I . Thus we are dealing with a collection of sets A_α for $\alpha \in I$. This leads to the following definition.

Definition 1.8 If A_α is a set for every α in some index set $I \neq \emptyset$, then

$$\bigcup_{\alpha \in I} A_\alpha = \{x : x \in A_\alpha \text{ for at least one set } A_\alpha \text{ with } \alpha \in I\}$$

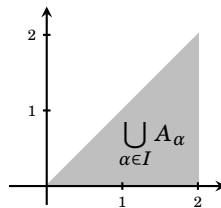
$$\bigcap_{\alpha \in I} A_\alpha = \{x : x \in A_\alpha \text{ for every set } A_\alpha \text{ with } \alpha \in I\}.$$

Example 1.14 In this example, all sets A_α are all subsets of the plane \mathbb{R}^2 . Each α belongs to the index set $I = [0, 2] = \{x \in \mathbb{R} : 0 \leq x \leq 2\}$, which is the set of all real numbers between 0 and 2. For each number $\alpha \in I$, define A_α to be the set $A_\alpha = [\alpha, 2] \times [0, \alpha]$, which is the rectangle on the xy -plane whose base runs from α to 2 on the x -axis, and whose height is α . Some of these are shown shaded below. (The dotted diagonal line $y = x$ is not a part of any of the sets, but is shown for clarity, as the upper left corner of each A_α touches it.) Note that these sets are not indexed with just integers. For example, as $\sqrt{2} \in I$, there is a set $A_{\sqrt{2}}$, which is shown below on the right.



Note that $A_0 = [0, 2] \times [0, 0] = [0, 2] \times \{0\}$ is the interval $[0, 2]$ on the x -axis (a “flat” rectangle). Also, $A_2 = [2, 2] \times [0, 2] = \{2\} \times [0, 2]$ is the vertical side of the dotted triangle in the above pictures.

Now consider the infinite union $\bigcup_{\alpha \in I} A_\alpha$. It is the shaded triangle shown below, because any point (x, y) on this triangle belongs to the set A_x , and is therefore in the union. (And any point not on the triangle is not in any A_x .)



Now let’s work out the intersection $\bigcap_{\alpha \in I} A_\alpha$. Notice that the point $(2, 0)$ on the x -axis is the lower right corner of any set A_α , so $(2, 0) \in A_\alpha$ for any $\alpha \in I$. Therefore the point $(2, 0)$ is in the intersection of all the A_α . But any *other* point $(x, y) \neq (2, 0)$ on the triangle does not belong to all of the sets A_α . The reason is that if $x < 2$, then $(x, y) \notin A_\alpha$ for any $x < \alpha \leq 2$. (Check this.) And if $x = 2$, then $(x, y) \notin A_\alpha$ for any $0 < \alpha < y$. Consequently

$$\bigcap_{\alpha \in I} A_\alpha = \{(2, 0)\}.$$

This intersection consists of only one element, the point $(2, 0)$.

Example 1.15 Here our sets are indexed by \mathbb{R}^2 . For any $(a, b) \in \mathbb{R}^2$, let $P_{(a,b)}$ be the following subset of \mathbb{R}^3 :

$$P_{(a,b)} = \{(x, y, z) \in \mathbb{R}^3 : ax + by = 0\}.$$

In words, given a point $(a, b) \in \mathbb{R}^2$, the corresponding set $P_{(a,b)}$ consists of all points (x, y, z) in \mathbb{R}^3 that satisfy the equation $ax + by = 0$. From previous math courses you will recognize this as a plane in \mathbb{R}^3 , that is, $P_{(a,b)}$ is a plane in \mathbb{R}^3 . Moreover, since any point $(0, 0, z)$ on the z -axis automatically satisfies $ax + by = 0$, each $P_{(a,b)}$ contains the z -axis.

Figure 1.11 (left) shows the set $P_{(1,2)} = \{(x, y, z) \in \mathbb{R}^3 : x + 2y = 0\}$. It is the vertical plane that intersects the xy -plane at the line $x + 2y = 0$.

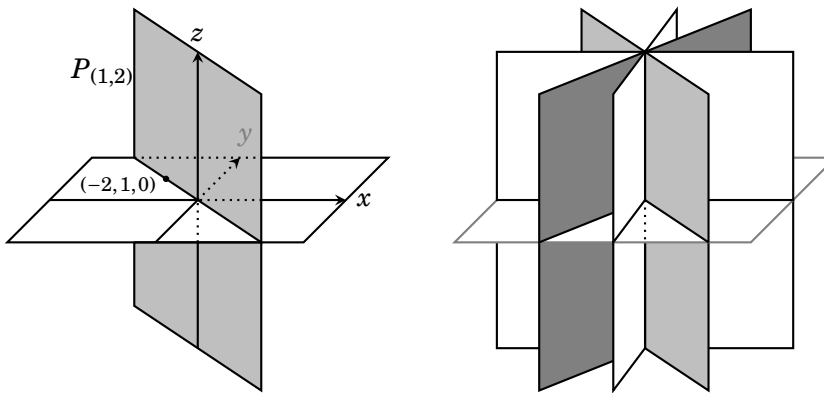


Figure 1.11. The sets $P_{(a,b)}$ are vertical planes containing the z -axis.

For any point $(a, b) \in \mathbb{R}^2$ with $(a, b) \neq (0, 0)$, we can visualize $P_{(a,b)}$ as the vertical plane that cuts the xy -plane at the line $ax + by = 0$. Figure 1.11 (right) shows a few of the $P_{(a,b)}$. Since any two such planes intersect along the z -axis, and because the z -axis is a subset of every $P_{(a,b)}$, it is immediately clear that

$$\bigcap_{(a,b) \in \mathbb{R}^2} P_{(a,b)} = \{(0, 0, z) : z \in \mathbb{R}\} = \text{“the } z\text{-axis”}.$$

For the union, note that any given point $(a, b, c) \in \mathbb{R}^3$ belongs to the set $P_{(-b,a)}$ because $(x, y, z) = (a, b, c)$ satisfies the equation $-bx + ay = 0$. (In fact, any (a, b, c) belongs to the special set $P_{(0,0)} = \mathbb{R}^3$, which is the only $P_{(a,b)}$ that is not a plane.) Since any point in \mathbb{R}^3 belongs to some $P_{(a,b)}$ we have

$$\bigcup_{(a,b) \in \mathbb{R}^2} P_{(a,b)} = \mathbb{R}^3.$$

Exercises for Section 1.8

1. Suppose $A_1 = \{a, b, d, e, g, f\}$, $A_2 = \{a, b, c, d\}$, $A_3 = \{b, d, a\}$ and $A_4 = \{a, b, h\}$.

(a) $\bigcup_{i=1}^4 A_i =$

(b) $\bigcap_{i=1}^4 A_i =$

2. Suppose $\begin{cases} A_1 = \{0, 2, 4, 8, 10, 12, 14, 16, 18, 20, 22, 24\}, \\ A_2 = \{0, 3, 6, 9, 12, 15, 18, 21, 24\}, \\ A_3 = \{0, 4, 8, 12, 16, 20, 24\}. \end{cases}$

(a) $\bigcup_{i=1}^3 A_i =$

(b) $\bigcap_{i=1}^3 A_i =$

3. For each $n \in \mathbb{N}$, let $A_n = \{0, 1, 2, 3, \dots, n\}$.

(a) $\bigcup_{i \in \mathbb{N}} A_i =$

(b) $\bigcap_{i \in \mathbb{N}} A_i =$

4. For each $n \in \mathbb{N}$, let $A_n = \{-2n, 0, 2n\}$.

(a) $\bigcup_{i \in \mathbb{N}} A_i =$

(b) $\bigcap_{i \in \mathbb{N}} A_i =$

5. (a) $\bigcup_{i \in \mathbb{N}} [i, i+1] =$

(b) $\bigcap_{i \in \mathbb{N}} [i, i+1] =$

6. (a) $\bigcup_{i \in \mathbb{N}} [0, i+1] =$

(b) $\bigcap_{i \in \mathbb{N}} [0, i+1] =$

7. (a) $\bigcup_{i \in \mathbb{N}} \mathbb{R} \times [i, i+1] =$

(b) $\bigcap_{i \in \mathbb{N}} \mathbb{R} \times [i, i+1] =$

8. (a) $\bigcup_{\alpha \in \mathbb{R}} \{\alpha\} \times [0, 1] =$

(b) $\bigcap_{\alpha \in \mathbb{R}} \{\alpha\} \times [0, 1] =$

9. (a) $\bigcup_{X \in \mathcal{P}(\mathbb{N})} X =$

(b) $\bigcap_{X \in \mathcal{P}(\mathbb{N})} X =$

10. (a) $\bigcup_{x \in [0, 1]} [x, 1] \times [0, x^2] =$

(b) $\bigcap_{x \in [0, 1]} [x, 1] \times [0, x^2] =$

11. Is $\bigcap_{\alpha \in I} A_\alpha \subseteq \bigcup_{\alpha \in I} A_\alpha$ always true for any collection of sets A_α with index set I ?

12. If $\bigcap_{\alpha \in I} A_\alpha = \bigcup_{\alpha \in I} A_\alpha$, what do you think can be said about the relationships between the sets A_α ?

13. If $J \neq \emptyset$ and $J \subseteq I$, does it follow that $\bigcup_{\alpha \in J} A_\alpha \subseteq \bigcup_{\alpha \in I} A_\alpha$? What about $\bigcap_{\alpha \in J} A_\alpha \subseteq \bigcap_{\alpha \in I} A_\alpha$?

14. If $J \neq \emptyset$ and $J \subseteq I$, does it follow that $\bigcap_{\alpha \in I} A_\alpha \subseteq \bigcap_{\alpha \in J} A_\alpha$? Explain.

1.9 Sets That Are Number Systems

In practice, the sets we tend to be most interested in often have special properties and structures. For example, the sets \mathbb{Z} , \mathbb{Q} and \mathbb{R} are familiar number systems: Given such a set, any two of its elements can be added (or multiplied, etc.) together to produce another element in the set. These operations obey the familiar commutative, associative and distributive properties that we all have dealt with for years. Such properties lead to the standard algebraic techniques for solving equations. Even though we are concerned with the idea of proof, we will not find it necessary to define, prove or verify such properties and techniques; we will accept them as the ground rules upon which our further deductions are based.

We also accept as fact the natural ordering of the elements of \mathbb{N} , \mathbb{Z} , \mathbb{Q} and \mathbb{R} , so that (for example) the meaning of “ $5 < 7$ ” is understood and does not need to be justified or explained. Similarly, if $x \leq y$ and $a \neq 0$, we know that $ax \leq ay$ or $ax \geq ay$, depending on whether a is positive or negative.

Another thing that our ingrained understanding of number order tells us is that any non-empty subset of \mathbb{N} has a smallest element. In other words, if $A \subseteq \mathbb{N}$ and $A \neq \emptyset$, then there is an element $x_0 \in A$ that is smaller than every other element of A . (To find it, start at 1, then move in increments to 2, 3, 4, etc., until you hit a number $x_0 \in A$; this is the smallest element of A .) Similarly, given $b \in \mathbb{Z}$, any non-empty subset $A \subseteq \{b, b+1, b+2, b+3, \dots\}$ has a smallest element. This fact is sometimes called the **well-ordering principle**. There is no need to remember this term, but do be aware that we will use this simple, intuitive idea often in proofs, usually without a second thought.

The well-ordering principle seems innocent enough, but it actually says something very fundamental and special about the positive integers \mathbb{N} . In fact, the corresponding statement for the positive real numbers is false: The subset $A = \{\frac{1}{n} : n \in \mathbb{N}\}$ of the positive reals has no smallest element because for any $x_0 = \frac{1}{n} \in A$ we might pick, there is a smaller element $\frac{1}{n+1} \in A$.

One consequence of the well-ordering principle (as we will see below) is the familiar fact that any integer a can be divided by a non-zero integer b , resulting in a quotient q and remainder r . For example, $b = 3$ goes into $a = 17$ $q = 5$ times with remainder $r = 2$. In symbols, $17 = 5 \cdot 3 + 2$, or $a = qb + r$. This significant fact is called the **division algorithm**.

Fact 1.5 (Division Algorithm) Given integers a and b with $b > 0$, there exist unique integers q and r for which $a = qb + r$ and $0 \leq r < b$.

Although there is no harm in accepting the division algorithm without proof, note that it does follow from the well-ordering principle. Here's how: Given integers a, b with $b > 0$, form the set

$$A = \{a - xb : x \in \mathbb{Z}, 0 \leq a - xb\} \subseteq \{0, 1, 2, 3, \dots\}.$$

This is the set of non-negative integers got by subtracting multiples of b from a . (Example: If $a = 17$ and $b = 3$, then we get $A = \{2, 5, 8, 11, 14, 17, 20, \dots\}$ by subtracting multiples of 3 from 17. Note that the remainder $r = 2$ of $17 \div 3$ is the smallest element of A .) In general, the well-ordering principle says the set $A = \{a - xb : x \in \mathbb{Z}, 0 \leq a - xb\}$ has a smallest element r . Then $r = a - qb$ for some $x = q \in \mathbb{Z}$, so $a = qb + r$. Because $r \in A \subseteq \{0, 1, 2, 3, \dots\}$, we know $0 \leq r$. In addition, it cannot happen that $r \geq b$: If this were the case, then the non-negative number $r - b = (a - qb) - b = a - (q + 1)b$ having form $a - xb$ would be a smaller element of A than r , and r was explicitly chosen as the smallest element of A . Since it is not true that $r \geq b$, it must be that $r < b$. Therefore $0 \leq r < b$. We've now produced a q and an r for which $a = qb + r$ and $0 \leq r < b$. (Exercise 28 of Chapter 7 asks you to prove q and r are *unique* in the sense that no other values of q and r have these properties.)

Moving on, it is time to clarify a small issue. This chapter asserted that all of mathematics can be described with sets. But at the same time we maintained that some mathematical entities are not sets. (For instance, our approach was to say that an individual number, such as 5, is not itself a set, though it may be an *element* of a set.) We have made this distinction because we need a place to stand as we explore sets: After all, it would appear suspiciously circular to declare that every mathematical entity is a set, and then go on to define a set as a collection whose members are sets!

But to most mathematicians, saying "The number 5 is not a set," is like saying "The number 5 is not a number."

The truth is that any number *can* itself be understood as a set. One way to do this is to begin with the identification $0 = \emptyset$. Then $1 = \{\emptyset\} = \{0\}$, and $2 = \{\emptyset, \{\emptyset\}\} = \{0, 1\}$, and $3 = \{\emptyset, \{\emptyset\}, \{\emptyset, \{\emptyset\}\}\} = \{0, 1, 2\}$. In general the natural number n is the set $n = \{0, 1, 2, \dots, n - 1\}$ of the n numbers (which are themselves sets) that come before it.

We will not undertake such a study here, but the elements of the number systems \mathbb{Z} , \mathbb{Q} and \mathbb{R} can all be defined in terms of sets. (Even the operations of addition, multiplication, etc., can be defined in set-theoretic terms.) In fact, mathematics itself can be regarded as the study of things that can be described as sets. Any mathematical entity is a set, whether or not we choose to think of it that way.

1.10 Russell's Paradox

This section contains some background information that may be interesting, but is not used in the remainder of the book.

The philosopher and mathematician Bertrand Russell (1872–1970) did groundbreaking work on the theory of sets and the foundations of mathematics. He was probably among the first to understand how the misuse of sets can lead to bizarre and paradoxical situations. He is famous for an idea that has come to be known as **Russell's paradox**.

Russell's paradox involves the following set of sets:

$$A = \{X : X \text{ is a set and } X \notin X\}. \quad (1.1)$$

In words, A is the set of all sets that do not include themselves as elements. Most sets we can think of are in A . The set \mathbb{Z} of integers is not an integer (i.e., $\mathbb{Z} \notin \mathbb{Z}$) and therefore $\mathbb{Z} \in A$. Also $\emptyset \in A$ because \emptyset is a set and $\emptyset \notin \emptyset$.

Is there a set that is not in A ? Consider $B = \{\underbrace{\{\{\{\dots\}\}\}}_B\}$. Think of B as a box containing a box, containing a box, containing a box, and so on, forever. Or a set of identical Russian dolls, nested one inside the other, endlessly. The curious thing about B is that it has just one element, namely B itself:

$$B = \{\underbrace{\{\{\{\dots\}\}\}}_B\}.$$

Thus $B \in B$. As B does not satisfy $B \notin B$, Equation (1.1) says $B \notin A$.

Russell's paradox arises from the question "*Is A an element of A ?*"

For a set X , Equation (1.1) says $X \in A$ means the same thing as $X \notin X$. So for $X = A$, the previous line says $A \in A$ means the same thing as $A \notin A$. Conclusions: If $A \in A$ is true, then it is false. If $A \in A$ is false, then it is true. This is Russell's paradox.

Initially Russell's paradox sparked a crisis among mathematicians. How could a mathematical statement be both true and false? This seemed to be in opposition to the very essence of mathematics.

The paradox instigated a very careful examination of set theory and an evaluation of what can and cannot be regarded as a set. Eventually mathematicians settled upon a collection of axioms for set theory—the so-called **Zermelo-Fraenkel axioms**. One of these axioms is the well-ordering principle of the previous section. Another, the axiom of foundation, states that no non-empty set X is allowed to have the property $X \cap x \neq \emptyset$ for all its elements x . This rules out such circularly defined "sets" as $B = \{B\}$ mentioned above. If we adhere to these axioms, then situations like Russell's

paradox disappear. Most mathematicians accept all this on faith and happily ignore the Zermelo-Fraenkel axioms. Paradoxes like Russell's do not tend to come up in everyday mathematics—you have to go out of your way to construct them.

Still, Russell's paradox reminds us that precision of thought and language is an important part of doing mathematics. The next chapter deals with the topic of logic, a codification of thought and language.

Additional Reading on Sets. For a lively account of Bertrand Russell's life and work (including his paradox), see the graphic novel *Logicomix: An Epic Search For Truth*, by Apostolos Doxiadis and Christos Papadimitriou. Also see cartoonist Jessica Hagy's online strip *Indexed*—it is based largely on Venn diagrams.

Logic

Logic is a systematic way of thinking that allows us to parse the meanings of sentences and to deduce new information from old information. You use logic informally in everyday life and certainly also in doing mathematics. For example, say you are working with a certain circle (call it “Circle X”), and suppose you have available the following two pieces of information.

1. Circle X has a radius of 3 units.
2. If any circle has radius r , then its area is πr^2 square units.

You have no trouble putting these two facts together to get:

3. Circle X has area 9π square units.

In doing this you are using logic to combine existing information to produce new information. Because deducing new information is central to mathematics, logic plays a fundamental role. This chapter is intended to give you a sufficient mastery of it.

It is important to realize that logic is a process of deducing information correctly, *not* just deducing correct information. For example, suppose we were mistaken and Circle X actually had a radius of 4, not 3. Let’s look at our exact same argument again.

1. Circle X has a radius of 3 units.
2. If any circle has radius r , then its area is πr^2 square units.

-
3. Circle X has area 9π square units.

The sentence “*Circle X has a radius of 3 units.*” is now untrue, and so is our conclusion “*Circle X has area 9π square units.*” But the logic is perfectly correct; the information was combined correctly, even if some of it was false. This distinction between correct logic and correct information is significant because it is often important to follow the consequences of an incorrect assumption. Ideally, we want both our logic *and* our information to be correct, but the point is that they are different things.

In proving theorems, we apply logic to information that is considered obviously true (such as “*Any two points determine exactly one line.*”) or is already known to be true (e.g., the Pythagorean theorem). If our logic is correct, then anything we deduce from such information will also be true (or at least as true as the “obviously true” information we began with).

2.1 Statements

The study of logic begins with statements. A **statement** is a sentence or a mathematical expression that is either definitely true or definitely false. You can think of statements as pieces of information that are either correct or incorrect. Thus statements are pieces of information that we might apply logic to in order to produce other pieces of information (which are also statements).

Example 2.1 Here are some examples of statements. They are all true.

If a circle has radius r , then its area is πr^2 square units.

Every even number is divisible by 2.

$$2 \in \mathbb{Z}$$

$$\sqrt{2} \notin \mathbb{Z}$$

$$\mathbb{N} \subseteq \mathbb{Z}$$

The set $\{0, 1, 2\}$ has three elements.

Some right triangles are isosceles.

Example 2.2 Here are some additional statements. They are all false.

All right triangles are isosceles.

$$5 = 2$$

$$\sqrt{2} \notin \mathbb{R}$$

$$\mathbb{Z} \subseteq \mathbb{N}$$

$$\{0, 1, 2\} \cap \mathbb{N} = \emptyset$$

Example 2.3 Here non-statements are paired with similar statements.

NOT a statement:	Statement:
Add 5 to both sides.	Adding 5 to both sides of $x - 5 = 37$ gives $x = 42$.
\mathbb{Z}	$42 \in \mathbb{Z}$
42	42 is not a number.
What is the solution of $2x = 84$?	The solution of $2x = 84$ is 42.

Example 2.4 We will often use the letters P , Q , R and S to stand for specific statements. When more letters are needed we can use subscripts. Here are more statements, designated with letters. You decide which of them are true and which are false.

P : For every integer $n > 1$, the number $2^n - 1$ is prime.

Q : Every polynomial of degree n has at most n roots.

R : The function $f(x) = x^2$ is continuous.

S_1 : $\mathbb{Z} \subseteq \emptyset$

S_2 : $\{0, -1, -2\} \cap \mathbb{N} = \emptyset$

Designating statements with letters (as was done above) is a very useful shorthand. In discussing a particular statement, such as “*The function $f(x) = x^2$ is continuous,*” it is convenient to just refer to it as R to avoid having to write or say it many times.

Statements can contain variables. Here is an example.

P : If an integer x is a multiple of 6, then x is even.

This is a sentence that is true. (All multiples of 6 are even, so no matter which multiple of 6 the integer x happens to be, it is even.) Since the sentence P is definitely true, it is a statement. When a sentence or statement P contains a variable such as x , we sometimes denote it as $P(x)$ to indicate that it is saying something about x . Thus the above statement can be denoted as

$P(x)$: If an integer x is a multiple of 6, then x is even.

A statement or sentence involving two variables might be denoted $P(x, y)$, and so on.

It is quite possible for a sentence containing variables to not be a statement. Consider the following example.

$Q(x)$: The integer x is even.

Is this a statement? Whether it is true or false depends on just which integer x is. It is true if $x = 4$ and false if $x = 7$, etc. But without any stipulations on the value of x it is impossible to say whether $Q(x)$ is true or false. Since it is neither definitely true nor definitely false, $Q(x)$ cannot be a statement. A sentence such as this, whose truth depends on the value of one or more variables, is called an **open sentence**. The variables in an open sentence (or statement) can represent any type of entity, not just numbers. Here is an open sentence where the variables are functions:

$R(f, g)$: The function f is the derivative of the function g .

This open sentence is true if $f(x) = 2x$ and $g(x) = x^2$. It is false if $f(x) = x^3$ and $g(x) = x^2$, etc. A sentence such as $R(f, g)$ (that involves variables) can be denoted either as $R(f, g)$ or just R . We use the expression $R(f, g)$ when we want to emphasize that the sentence involves variables.

We will have more to say about open sentences later, but for now let's return to statements.

Statements are everywhere in mathematics. Any result or theorem that has been proved true is a statement. The quadratic formula and the Pythagorean theorem are both statements:

$$P: \text{ The solutions of the equation } ax^2 + bx + c = 0 \text{ are } x = \frac{-b \pm \sqrt{b^2 - 4ac}}{2a}.$$

Q : If a right triangle has legs of lengths a and b and hypotenuse of length c , then $a^2 + b^2 = c^2$.

Here is a very famous statement, so famous, in fact, that it has a name. It is called **Fermat's last theorem** after Pierre Fermat, a seventeenth-century French mathematician who scribbled it in the margin of a book.

R : For all numbers $a, b, c, n \in \mathbb{N}$ with $n > 2$, it is the case that $a^n + b^n \neq c^n$.

Fermat believed this statement to be true. He noted that he could prove it was true, except the book's margin was too narrow to contain his proof. It is doubtful that he really had a correct proof in mind, for after his death many generations of brilliant mathematicians tried unsuccessfully to prove that his statement was true (or false). Finally, in 1993, Andrew Wiles of Princeton University announced that he had devised a proof. Wiles had worked on the problem for over seven years, and his proof runs through hundreds of pages. The moral of this story is that some true statements are not obviously true.

Here is another statement famous enough to be named. It was first posed in the eighteenth century by the German mathematician Christian Goldbach, and thus is called the **Goldbach conjecture**:

S : Every even integer greater than 2 is a sum of two prime numbers.

You must agree that S is either true or false. It appears to be true, because when you examine even numbers that are bigger than 2, they seem to be sums of two primes: $4 = 2 + 2$, $6 = 3 + 3$, $8 = 3 + 5$, $10 = 5 + 5$, $12 = 5 + 7$, $100 = 17 + 83$ and so on. But that's not to say there isn't some large even

number that's not the sum of two primes. If such a number exists, then S is false. The thing is, in the over 260 years since Goldbach first posed this problem, no one has been able to determine whether it's true or false. But since it is clearly either true or false, S is a statement.

This book is about the methods that can be used to prove that S (or any other statement) is true or false. To prove that S is true, start with obvious statements (or other statements that have been proven true) and use logic to deduce more and more complex statements until finally we obtain the statement S . Of course some statements are more difficult to prove than others, and S appears to be notoriously difficult; we will concentrate on statements that are easier to prove.

But the point is this: In proving that statements are true, we use logic to help us understand statements and to combine pieces of information to produce new pieces of information. In the next several sections we explore some standard ways that statements can be combined to form new statements, or broken down into simpler statements.

Exercises for Section 2.1

Decide whether or not the following are statements. In the case of a statement, say if it is true or false, if possible.

1. Every real number is an even integer.
2. Every even integer is a real number.
3. If x and y are real numbers and $5x = 5y$, then $x = y$.
4. Sets \mathbb{Z} and \mathbb{N} .
5. Sets \mathbb{Z} and \mathbb{N} are infinite.
6. Some sets are finite.
7. The derivative of any polynomial of degree 5 is a polynomial of degree 6.
8. $\mathbb{N} \notin \mathcal{P}(\mathbb{N})$.
9. $\cos(x) = -1$.
10. $(\mathbb{R} \times \mathbb{N}) \cap (\mathbb{N} \times \mathbb{R}) = \mathbb{N} \times \mathbb{N}$.
11. The integer x is a multiple of 7.
12. If the integer x is a multiple of 7, then it is divisible by 7.
13. Either x is a multiple of 7, or it is not.
14. Call me Ishmael.
15. In the beginning, God created the heaven and the earth.

2.2 And, Or, Not

The word “and” can be used to combine two statements to form a new statement. Consider for example the following sentence.

R_1 : The number 2 is even **and** the number 3 is odd.

We recognize this as a true statement, based on our ingrained understanding of the meaning of the word “and.” Notice that R_1 is made up of two simpler statements:

P : The number 2 is even.

Q : The number 3 is odd.

These are joined together by the word “and” to form the more complex statement R_1 . The statement R_1 asserts that P and Q are both true. Since both P and Q are in fact true, the statement R_1 is also true.

Had one or both of P and Q been false, then R_1 would be false. For instance, each of the following statements is false.

R_2 : The number 1 is even **and** the number 3 is odd.

R_3 : The number 2 is even **and** the number 4 is odd.

R_4 : The number 3 is even **and** the number 2 is odd.

From these examples we see that any two statements P and Q can be combined to form a new statement “ P **and** Q .” In the spirit of using letters to denote statements, we now introduce the special symbol \wedge to stand for the word “and.” Thus if P and Q are statements, $P \wedge Q$ stands for the statement “ P **and** Q .” The statement $P \wedge Q$ is true if both P and Q are true; otherwise it is false. This is summarized in the following table, called a **truth table**.

P	Q	$P \wedge Q$
T	T	T
T	F	F
F	T	F
F	F	F

In this table, T stands for “True,” and F stands for “False.” (T and F are called **truth values**.) Each line lists one of the four possible combinations or truth values for P and Q , and the column headed by $P \wedge Q$ tells whether the statement $P \wedge Q$ is true or false in each case.

Statements can also be combined using the word “or.” Consider the following four statements.

S_1 : The number 2 is even **or** the number 3 is odd.

S_2 : The number 1 is even **or** the number 3 is odd.

S_3 : The number 2 is even **or** the number 4 is odd.

S_4 : The number 3 is even **or** the number 2 is odd.

In mathematics, the assertion “ P **or** Q ” is always understood to mean that one *or both* of P and Q is true. Thus statements S_1, S_2, S_3 are all true, while S_4 is false. The symbol \vee is used to stand for the word “or.” So if P and Q are statements, $P \vee Q$ represents the statement “ P **or** Q .” Here is the truth table.

P	Q	$P \vee Q$
T	T	T
T	F	T
F	T	T
F	F	F

It is important to be aware that the meaning of “or” expressed in the above table differs from the way it is often used in everyday conversation. For example, suppose a university official makes the following threat:

You pay your tuition **or** you will be withdrawn from school.

You understand that this means that either you pay your tuition *or* you will be withdrawn from school, *but not both*. In mathematics we never use the word “or” in such a sense. For us “or” means exactly what is stated in the table for \vee . Thus $P \vee Q$ being true means *one or both* of P and Q is true. If we ever need to express the fact that exactly one of P and Q is true, we use one of the following constructions:

P or Q , but not both.

Either P or Q .

Exactly one of P or Q .

If the university official were a mathematician, he might have qualified his statement in one of the following ways.

Pay your tuition **or** you will be withdrawn from school, **but not both**.

Either you pay your tuition **or** you will be withdrawn from school.

To conclude this section, we mention another way of obtaining new statements from old ones. Given any statement P , we can form the new statement “**It is not true that P .**” For example, consider the following statement.

The number 2 is even.

This statement is true. Now change it by inserting the words “It is not true that” at the beginning:

It is not true that the number 2 is even.

This new statement is false.

For another example, starting with the false statement “ $2 \in \emptyset$,” we get the true statement “It is not true that $2 \in \emptyset$.”

We use the symbol \sim to stand for the words “It’s not true that,” so $\sim P$ means “**It’s not true that P .**” We can read $\sim P$ simply as “not P .” Unlike \wedge and \vee , which combine two statements, the symbol \sim just alters a single statement. Thus its truth table has just two lines, one for each possible value of P .

P	$\sim P$
T	F
F	T

The statement $\sim P$ is called the **negation** of P . The negation of a specific statement can be expressed in numerous ways. Consider

P : The number 2 is even.

Here are several ways of expressing its negation.

$\sim P$: It’s not true that the number 2 is even.

$\sim P$: It is false that the number 2 is even.

$\sim P$: The number 2 is not even.

In this section we’ve learned how to combine or modify statements with the operations \wedge , \vee and \sim . Of course we can also apply these operations to open sentences or a mixture of open sentences and statements. For example, $(x \text{ is an even integer}) \wedge (3 \text{ is an odd integer})$ is an open sentence that is a combination of an open sentence and a statement.

Exercises for Section 2.2

Express each statement or open sentence in one of the forms $P \wedge Q$, $P \vee Q$, or $\sim P$. Be sure to also state exactly what statements P and Q stand for.

1. The number 8 is both even and a power of 2.
 2. The matrix A is not invertible.
 3. $x \neq y$ 4. $x < y$ 5. $y \geq x$
 6. There is a quiz scheduled for Wednesday or Friday.
 7. The number x equals zero, but the number y does not.
 8. At least one of the numbers x and y equals 0.
 9. $x \in A - B$ 10. $x \in A \cup B$ 11. $A \in \{X \in \mathcal{P}(\mathbb{N}) : |\bar{X}| < \infty\}$
 12. Happy families are all alike, but each unhappy family is unhappy in its own way.
(Leo Tolstoy, *Anna Karenina*)
 13. Human beings want to be good, but not too good, and not all the time.
(George Orwell)
 14. A man should look for what is, and not for what he thinks should be.
(Albert Einstein)
-

2.3 Conditional Statements

There is yet another way to combine two statements. Suppose we have in mind a specific integer a . Consider the following statement about a .

R : If the integer a is a multiple of 6, then a is divisible by 2.

We immediately spot this as a true statement based on our knowledge of integers and the meanings of the words “if” and “then.” If integer a is a multiple of 6, then a is even, so therefore a is divisible by 2. Notice that R is built up from two simpler statements:

P : The integer a is a multiple of 6.

Q : The integer a is divisible by 2.

R : If P , then Q .

In general, given any two statements P and Q whatsoever, we can form the new statement “If P , then Q .” This is written symbolically as $P \Rightarrow Q$ which we read as “If P , then Q ,” or “ P implies Q .” Like \wedge and \vee , the symbol \Rightarrow has a very specific meaning. When we assert that the statement $P \Rightarrow Q$ is true, we mean that if P is true then Q must also be true. (In other words we mean that the condition P being true forces Q to be true.) A statement of form $P \Rightarrow Q$ is called a **conditional** statement because it means Q will be true *under the condition* that P is true.

Think of $P \Rightarrow Q$ as a promise that whenever P is true, Q will be true also. There is only one way this promise can be broken (i.e., be false), namely if P is true but Q is false. So the truth table for the promise $P \Rightarrow Q$ is as follows:

P	Q	$P \Rightarrow Q$
T	T	T
T	F	F
F	T	T
F	F	T

Perhaps you are bothered by how $P \Rightarrow Q$ is true in the last two lines. Here is an example to explain it. Suppose your professor makes this promise:

If you pass the final exam, **then** you will pass the course.

Your professor is making the promise

(You pass the exam) \Rightarrow (You pass the course).

Under what circumstances did she lie? There are four possible scenarios, depending on whether or not you passed the exam and whether or not you passed the course. These scenarios are tallied in the following table.

You pass exam	You pass course	(You pass exam) \Rightarrow (You pass course)
T	T	T
T	F	F
F	T	T
F	F	T

The first row is the scenario in which you pass the exam and you pass the course. Clearly the professor kept her promise, so the T in the third column indicates that she told the truth. In the second row, you passed the exam but failed the course. In this case your professor broke her promise, and the F in the third column indicates that what she said was untrue.

The third row describes the scenario in which you failed the exam but still passed the course. How could that happen? Maybe your professor felt sorry for you. But that doesn't make her a liar. Her only promise was that if you passed the exam then you would pass the course. She did not say passing the exam was the *only way* to pass the course. Since she didn't lie, then she told the truth, so there is a T in the third column.

Finally look at the fourth row: you failed the exam and failed the course. Your professor certainly **did not** lie to you. Hence the T in the third column.

For another example, consider this statement:

If this month is September, **then** there is an equinox this month.

An *equinox* is a day for which there are equal hours of darkness and light. There are two equinoxes per year, one in September and the other in March. The above statement is thus unquestionably true, for it asserts correctly that if the current month is September, then an equinox will occur this month. In symbolic form, our statement is

$$(\text{This month is September}) \Rightarrow (\text{There is an equinox this month}).$$

This statement is true, but the open sentences P : “*This month is September,*” and Q : “*There is an equinox this month,*” are either true or false, depending on what month it is. But $P \Rightarrow Q$ is always true. This is shown below for three (out of 12) months. Notice how $P \Rightarrow Q$ is true, even when P is false.

	This month is September	There is an equinox this month	$(\text{This month is September}) \Rightarrow (\text{There is an equinox this month})$
Sept.	<i>T</i>	<i>T</i>	<i>T</i>
March	<i>F</i>	<i>T</i>	<i>T</i>
May	<i>F</i>	<i>F</i>	<i>T</i>

As $P \Rightarrow Q$ is a true statement in this particular example, there is no month with P true and Q false. (Unless we imagine that Earth is destroyed by an asteroid before September 21, a possibility that we shall not entertain.)

In mathematics, whenever we encounter the construction “*If P, then Q,*” it means exactly what the truth table for \Rightarrow expresses. Of course there are other grammatical constructions that also mean $P \Rightarrow Q$. Here is a summary of the main ones. The meaning of each is encapsulated by the table for \Rightarrow .

<p>If P, then Q. Q if P. Q whenever P. Q, provided that P. Whenever P, then also Q. P is a sufficient condition for Q. For Q, it is sufficient that P. Q is a necessary condition for P. For P, it is necessary that Q. P only if Q.</p>	}	$P \Rightarrow Q$	<table border="1" style="border-collapse: collapse; text-align: center;"> <tr> <td>P</td> <td>Q</td> <td>$P \Rightarrow Q$</td> </tr> <tr> <td><i>T</i></td> <td><i>T</i></td> <td><i>T</i></td> </tr> <tr> <td><i>T</i></td> <td><i>F</i></td> <td><i>F</i></td> </tr> <tr> <td><i>F</i></td> <td><i>T</i></td> <td><i>T</i></td> </tr> <tr> <td><i>F</i></td> <td><i>F</i></td> <td><i>T</i></td> </tr> </table>	P	Q	$P \Rightarrow Q$	<i>T</i>	<i>T</i>	<i>T</i>	<i>T</i>	<i>F</i>	<i>F</i>	<i>F</i>	<i>T</i>	<i>T</i>	<i>F</i>	<i>F</i>	<i>T</i>
P	Q	$P \Rightarrow Q$																
<i>T</i>	<i>T</i>	<i>T</i>																
<i>T</i>	<i>F</i>	<i>F</i>																
<i>F</i>	<i>T</i>	<i>T</i>																
<i>F</i>	<i>F</i>	<i>T</i>																

These can all be used in the place of (and mean exactly the same thing as) “*If P, then Q.*” You should analyze the meaning of each one and convince yourself that it captures the meaning of $P \Rightarrow Q$. For example, $P \Rightarrow Q$ means the condition of P being true is enough (i.e., sufficient) to make Q true; hence “*P is a sufficient condition for Q.*”

The wording can be tricky. An everyday situation may help clarify it. For example, consider your professor’s promise:

(You pass the exam) \Rightarrow (You pass the course).

This means that your passing the exam is a sufficient (though perhaps not necessary) condition for your passing the course. Thus your professor might just as well have phrased her promise in one of the following ways.

Passing the exam is a sufficient condition for passing the course.

For you to pass the course, it is sufficient that you pass the exam.

However, when we want to say “*If P, then Q*” in everyday conversation, we do not normally express this as “*Q is a necessary condition for P*” or “*P only if Q.*” But such constructions are not uncommon in mathematics. To understand why they make sense, notice that $P \Rightarrow Q$ being true means that it’s impossible that P is true but Q is false, so in order for P to be true it is necessary that Q is true; hence “*Q is a necessary condition for P.*” And this means that P can only be true if Q is true, i.e., “*P only if Q.*”

Exercises for Section 2.3

Without changing their meanings, convert each of the following sentences into a sentence having the form “*If P, then Q.*”

1. A matrix is invertible provided that its determinant is not zero.
2. For a function to be continuous, it is sufficient that it is differentiable.
3. For a function to be continuous, it is necessary that it is integrable.
4. A function is rational if it is a polynomial.
5. An integer is divisible by 8 only if it is divisible by 4.
6. Whenever a surface has only one side, it is non-orientable.
7. A series converges whenever it converges absolutely.
8. A geometric series with ratio r converges if $|r| < 1$.
9. A function is integrable provided the function is continuous.
10. The discriminant is negative only if the quadratic equation has no real solutions.
11. You fail only if you stop writing. (Ray Bradbury)

12. People will generally accept facts as truth only if the facts agree with what they already believe. (Andy Rooney)
13. Whenever people agree with me I feel I must be wrong. (Oscar Wilde)
-

2.4 Biconditional Statements

It is important to understand that $P \Rightarrow Q$ is not the same as $Q \Rightarrow P$. To see why, suppose that a is some integer and consider the statements

$$\begin{aligned}(a \text{ is a multiple of } 6) &\Rightarrow (a \text{ is divisible by } 2), \\ (a \text{ is divisible by } 2) &\Rightarrow (a \text{ is a multiple of } 6).\end{aligned}$$

The first statement asserts that if a is a multiple of 6 then a is divisible by 2. This is clearly true, for any multiple of 6 is even and therefore divisible by 2. The second statement asserts that if a is divisible by 2 then it is a multiple of 6. This is not necessarily true, for $a = 4$ (for instance) is divisible by 2, yet not a multiple of 6. Therefore the meanings of $P \Rightarrow Q$ and $Q \Rightarrow P$ are in general quite different. The conditional statement $Q \Rightarrow P$ is called the **converse** of $P \Rightarrow Q$, so a conditional statement and its converse express entirely different things.

But sometimes, if P and Q are just the right statements, it can happen that $P \Rightarrow Q$ and $Q \Rightarrow P$ are both necessarily true. For example, consider the statements

$$\begin{aligned}(a \text{ is even}) &\Rightarrow (a \text{ is divisible by } 2), \\ (a \text{ is divisible by } 2) &\Rightarrow (a \text{ is even}).\end{aligned}$$

No matter what value a has, both of these statements are true. Since both $P \Rightarrow Q$ and $Q \Rightarrow P$ are true, it follows that $(P \Rightarrow Q) \wedge (Q \Rightarrow P)$ is true.

Let's introduce a new symbol \Leftrightarrow to express the meaning of the statement $(P \Rightarrow Q) \wedge (Q \Rightarrow P)$. The expression $P \Leftrightarrow Q$ is understood to have exactly the same meaning as $(P \Rightarrow Q) \wedge (Q \Rightarrow P)$. According to the previous section, $Q \Rightarrow P$ is read as " P if Q ," and $P \Rightarrow Q$ can be read as " P only if Q ." Therefore we pronounce $P \Leftrightarrow Q$ as " P if and only if Q ." For example, given an integer a , we have the true statement

$$(a \text{ is even}) \Leftrightarrow (a \text{ is divisible by } 2),$$

which we can read as "*The integer a is even if and only if a is divisible by 2.*"

The truth table for \Leftrightarrow is shown below. Notice that in the first and last rows, both $P \Rightarrow Q$ and $Q \Rightarrow P$ are true (according to the truth table for \Rightarrow), so $(P \Rightarrow Q) \wedge (Q \Rightarrow P)$ is true, and hence $P \Leftrightarrow Q$ is true. However, in the middle two rows one of $P \Rightarrow Q$ or $Q \Rightarrow P$ is false, so $(P \Rightarrow Q) \wedge (Q \Rightarrow P)$ is false, making $P \Leftrightarrow Q$ false.

P	Q	$P \Leftrightarrow Q$
T	T	T
T	F	F
F	T	F
F	F	T

Compare the statement $R : (a \text{ is even}) \Leftrightarrow (a \text{ is divisible by } 2)$ with this truth table. If a is even then the two statements on either side of \Leftrightarrow are true, so according to the table R is true. If a is odd then the two statements on either side of \Leftrightarrow are false, and again according to the table R is true. Thus R is true no matter what value a has. In general, $P \Leftrightarrow Q$ being true means P and Q are both true or both false.

Not surprisingly, there are many ways of saying $P \Leftrightarrow Q$ in English. The following constructions all mean $P \Leftrightarrow Q$:

<p>P if and only if Q.</p> <p>P is a necessary and sufficient condition for Q.</p> <p>For P it is necessary and sufficient that Q.</p> <p>P is equivalent to Q.</p> <p>If P, then Q, and conversely.</p>	}	$P \Leftrightarrow Q$
--	---	-----------------------

The first three of these just combine constructions from the previous section to express that $P \Rightarrow Q$ and $Q \Rightarrow P$. In the last one, the words “...and conversely” mean that in addition to “If P , then Q ” being true, the converse statement “If Q , then P ” is also true.

Exercises for Section 2.4

Without changing their meanings, convert each of the following sentences into a sentence having the form “ P if and only if Q .”

1. For matrix A to be invertible, it is necessary and sufficient that $\det(A) \neq 0$.
2. If a function has a constant derivative then it is linear, and conversely.
3. If $xy = 0$ then $x = 0$ or $y = 0$, and conversely.
4. If $a \in \mathbb{Q}$ then $5a \in \mathbb{Q}$, and if $5a \in \mathbb{Q}$ then $a \in \mathbb{Q}$.
5. For an occurrence to become an adventure, it is necessary and sufficient for one to recount it. (Jean-Paul Sartre)

2.5 Truth Tables for Statements

You should now know the truth tables for \wedge , \vee , \sim , \Rightarrow and \Leftrightarrow . They should be *internalized* as well as memorized. You must understand the symbols thoroughly, for we now combine them to form more complex statements.

For example, suppose we want to convey that one or the other of P and Q is true but they are not both true. No single symbol expresses this, but we could combine them as

$$(P \vee Q) \wedge \sim (P \wedge Q),$$

which literally means:

P or Q is true, and it is not the case that both P and Q are true.

This statement will be true or false depending on the truth values of P and Q . In fact we can make a truth table for the entire statement. Begin as usual by listing the possible true/false combinations of P and Q on four lines. The statement $(P \vee Q) \wedge \sim (P \wedge Q)$ contains the individual statements $(P \vee Q)$ and $(P \wedge Q)$, so we next tally their truth values in the third and fourth columns. The fifth column lists values for $\sim (P \wedge Q)$, and these are just the opposites of the corresponding entries in the fourth column. Finally, combining the third and fifth columns with \wedge , we get the values for $(P \vee Q) \wedge \sim (P \wedge Q)$ in the sixth column.

P	Q	$(P \vee Q)$	$(P \wedge Q)$	$\sim (P \wedge Q)$	$(P \vee Q) \wedge \sim (P \wedge Q)$
T	T	T	T	F	F
T	F	T	F	T	T
F	T	T	F	T	T
F	F	F	F	T	F

This truth table tells us that $(P \vee Q) \wedge \sim (P \wedge Q)$ is true precisely when one but not both of P and Q are true, so it has the meaning we intended. (Notice that the middle three columns of our truth table are just “helper columns” and are not necessary parts of the table. In writing truth tables, you may choose to omit such columns if you are confident about your work.)

For another example, consider the following familiar statement about real numbers x and y :

The product xy equals zero if and only if $x = 0$ or $y = 0$.

This can be modeled as $(xy = 0) \Leftrightarrow (x = 0 \vee y = 0)$. If we introduce letters P, Q and R for the statements $xy = 0$, $x = 0$ and $y = 0$, it becomes $P \Leftrightarrow (Q \vee R)$. Notice that the parentheses are necessary here, for without them we wouldn't know whether to read the statement as $P \Leftrightarrow (Q \vee R)$ or $(P \Leftrightarrow Q) \vee R$.

Making a truth table for $P \Leftrightarrow (Q \vee R)$ entails a line for each T/F combination for the three statements P , Q and R . The eight possible combinations are tallied in the first three columns of the following table.

P	Q	R	$Q \vee R$	$P \Leftrightarrow (Q \vee R)$
T	T	T	T	T
T	T	F	T	T
T	F	T	T	T
T	F	F	F	F
F	T	T	T	F
F	T	F	T	F
F	F	T	T	F
F	F	F	F	T

We fill in the fourth column using our knowledge of the truth table for \vee . Finally the fifth column is filled in by combining the first and fourth columns with our understanding of the truth table for \Leftrightarrow . The resulting table gives the true/false values of $P \Leftrightarrow (Q \vee R)$ for all values of P , Q and R .

Notice that when we plug in various values for x and y , the statements $P : xy = 0$, $Q : x = 0$ and $R : y = 0$ have various truth values, but the statement $P \Leftrightarrow (Q \vee R)$ is always true. For example, if $x = 2$ and $y = 3$, then P , Q and R are all false. This scenario is described in the last row of the table, and there we see that $P \Leftrightarrow (Q \vee R)$ is true. Likewise if $x = 0$ and $y = 7$, then P and Q are true and R is false, a scenario described in the second line of the table, where again $P \Leftrightarrow (Q \vee R)$ is true. There is a simple reason why $P \Leftrightarrow (Q \vee R)$ is true for any values of x and y : It is that $P \Leftrightarrow (Q \vee R)$ represents $(xy = 0) \Leftrightarrow (x = 0 \vee y = 0)$, which is a *true mathematical statement*. It is absolutely impossible for it to be false.

This may make you wonder about the lines in the table where $P \Leftrightarrow (Q \vee R)$ is false. Why are they there? The reason is that $P \Leftrightarrow (Q \vee R)$ can also represent a false statement. To see how, imagine that at the end of the semester your professor makes the following promise.

You pass the class if and only if you get an “A” on the final or you get a “B” on the final.

This promise has the form $P \Leftrightarrow (Q \vee R)$, so its truth values are tabulated in the above table. Imagine it turned out that you got an “A” on the exam but failed the course. Then surely your professor lied to you. In fact, P is false, Q is true and R is false. This scenario is reflected in the sixth line of the table, and indeed $P \Leftrightarrow (Q \vee R)$ is false (i.e., it is a lie).

The moral of this example is that people can lie, but true mathematical statements *never* lie.

We close this section with a word about the use of parentheses. The symbol \sim is analogous to the minus sign in algebra. It negates the expression it precedes. Thus $\sim P \vee Q$ means $(\sim P) \vee Q$, not $\sim(P \vee Q)$. In $\sim(P \vee Q)$, the value of the entire expression $P \vee Q$ is negated.

Exercises for Section 2.5

Write a truth table for the logical statements in problems 1–9:

1. $P \vee (Q \Rightarrow R)$
2. $(Q \vee R) \Leftrightarrow (R \wedge Q)$
3. $\sim(P \Rightarrow Q)$
4. $\sim(P \vee Q) \vee (\sim P)$
5. $(P \wedge \sim P) \vee Q$
6. $(P \wedge \sim P) \wedge Q$
7. $(P \wedge \sim P) \Rightarrow Q$
8. $P \vee (Q \wedge \sim R)$
9. $\sim(\sim P \vee \sim Q)$
10. Suppose the statement $((P \wedge Q) \vee R) \Rightarrow (R \vee S)$ is false. Find the truth values of P, Q, R and S . (This can be done without a truth table.)
11. Suppose P is false and that the statement $(R \Rightarrow S) \Leftrightarrow (P \wedge Q)$ is true. Find the truth values of R and S . (This can be done without a truth table.)

2.6 Logical Equivalence

In contemplating the truth table for $P \Leftrightarrow Q$, you probably noticed that $P \Leftrightarrow Q$ is true exactly when P and Q are both true or both false. In other words, $P \Leftrightarrow Q$ is true precisely when at least one of the statements $P \wedge Q$ or $\sim P \wedge \sim Q$ is true. This may tempt us to say that $P \Leftrightarrow Q$ means the same thing as $(P \wedge Q) \vee (\sim P \wedge \sim Q)$.

To see if this is really so, we can write truth tables for $P \Leftrightarrow Q$ and $(P \wedge Q) \vee (\sim P \wedge \sim Q)$. In doing this, it is more efficient to put these two statements into the same table, as follows. (This table has helper columns for the intermediate expressions $\sim P$, $\sim Q$, $(P \wedge Q)$ and $(\sim P \wedge \sim Q)$.)

P	Q	$\sim P$	$\sim Q$	$(P \wedge Q)$	$(\sim P \wedge \sim Q)$	$(P \wedge Q) \vee (\sim P \wedge \sim Q)$	$P \Leftrightarrow Q$
T	T	F	F	T	F	T	T
T	F	F	T	F	F	F	F
F	T	T	F	F	F	F	F
F	F	T	T	F	T	T	T

The table shows that $P \Leftrightarrow Q$ and $(P \wedge Q) \vee (\sim P \wedge \sim Q)$ have the same truth value, no matter the values P and Q . It is as if $P \Leftrightarrow Q$ and $(P \wedge Q) \vee (\sim P \wedge \sim Q)$ are algebraic expressions that are equal no matter what is “plugged into”

variables P and Q . We express this state of affairs by writing

$$P \Leftrightarrow Q = (P \wedge Q) \vee (\sim P \wedge \sim Q)$$

and saying that $P \Leftrightarrow Q$ and $(P \wedge Q) \vee (\sim P \wedge \sim Q)$ are **logically equivalent**.

In general, two statements are **logically equivalent** if their truth values match up line-for-line in a truth table.

Logical equivalence is important because it can give us different (and potentially useful) ways of looking at the same thing. As an example, the following table shows that $P \Rightarrow Q$ is logically equivalent to $(\sim Q) \Rightarrow (\sim P)$.

P	Q	$\sim P$	$\sim Q$	$(\sim Q) \Rightarrow (\sim P)$	$P \Rightarrow Q$
T	T	F	F	T	T
T	F	F	T	F	F
F	T	T	F	T	T
F	F	T	T	T	T

The fact $P \Rightarrow Q = (\sim Q) \Rightarrow (\sim P)$ is useful because so many theorems have the form $P \Rightarrow Q$. As we will see in Chapter 5, proving such a theorem may be easier if we express it in the logically equivalent form $(\sim Q) \Rightarrow (\sim P)$.

Two pairs of logically equivalent statements in particular are significant enough to have a special name: **DeMorgan's laws**.

Fact 2.1 (DeMorgan's Laws)

1. $\sim(P \wedge Q) = (\sim P) \vee (\sim Q)$
2. $\sim(P \vee Q) = (\sim P) \wedge (\sim Q)$

The first of DeMorgan's laws is verified by the following table. You are asked to verify the second in one of the exercises.

P	Q	$\sim P$	$\sim Q$	$P \wedge Q$	$\sim(P \wedge Q)$	$(\sim P) \vee (\sim Q)$
T	T	F	F	T	F	F
T	F	F	T	F	T	T
F	T	T	F	F	T	T
F	F	T	T	F	T	T

DeMorgan's laws are actually very natural and intuitive. Consider the statement $\sim(P \wedge Q)$, which we can interpret as meaning that *it is not the case that both P and Q are true*. If it is not the case that both P and Q are true, then at least one of P or Q is false, in which case $(\sim P) \vee (\sim Q)$ is true. Thus $\sim(P \wedge Q)$ means the same thing as $(\sim P) \vee (\sim Q)$.

DeMorgan's laws can be very useful. Suppose we happen to know that some statement of form $\sim(P \vee Q)$ is true. The second of DeMorgan's laws tells us that $(\sim Q) \wedge (\sim P)$ is also true, hence $\sim P$ and $\sim Q$ are both true as well. Quickly obtaining this additional information can be extremely useful.

Here is a summary of some significant logical equivalences. Those that are not immediately obvious can be verified with truth tables.

$$P \Rightarrow Q = (\sim Q) \Rightarrow (\sim P) \quad \text{Contrapositive law} \quad (2.1)$$

$$\left. \begin{aligned} \sim(P \wedge Q) &= \sim P \vee \sim Q \\ \sim(P \vee Q) &= \sim P \wedge \sim Q \end{aligned} \right\} \text{DeMorgan's laws} \quad (2.2)$$

$$\left. \begin{aligned} P \wedge Q &= Q \wedge P \\ P \vee Q &= Q \vee P \end{aligned} \right\} \text{Commutative laws} \quad (2.3)$$

$$\left. \begin{aligned} P \wedge (Q \vee R) &= (P \wedge Q) \vee (P \wedge R) \\ P \vee (Q \wedge R) &= (P \vee Q) \wedge (P \vee R) \end{aligned} \right\} \text{Distributive laws} \quad (2.4)$$

$$\left. \begin{aligned} P \wedge (Q \wedge R) &= (P \wedge Q) \wedge R \\ P \vee (Q \vee R) &= (P \vee Q) \vee R \end{aligned} \right\} \text{Associative laws} \quad (2.5)$$

Notice how the distributive law $P \wedge (Q \vee R) = (P \wedge Q) \vee (P \wedge R)$ has the same structure as the distributive law $p \cdot (q + r) = p \cdot q + p \cdot r$ from algebra. Concerning the associative laws, the fact that $P \wedge (Q \wedge R) = (P \wedge Q) \wedge R$ means that the position of the parentheses is irrelevant, and we can write this as $P \wedge Q \wedge R$ without ambiguity. Similarly, we may drop the parentheses in an expression such as $P \vee (Q \vee R)$.

But parentheses are essential when there is a mix of \wedge and \vee , as in $P \vee (Q \wedge R)$. Indeed, $P \vee (Q \wedge R)$ and $(P \vee Q) \wedge R$ are **not** logically equivalent. (See Exercise 13 for Section 2.6, below.)

Exercises for Section 2.6

A. Use truth tables to show that the following statements are logically equivalent.

- | | |
|---|--|
| 1. $P \wedge (Q \vee R) = (P \wedge Q) \vee (P \wedge R)$ | 5. $\sim(P \vee Q \vee R) = (\sim P) \wedge (\sim Q) \wedge (\sim R)$ |
| 2. $P \vee (Q \wedge R) = (P \vee Q) \wedge (P \vee R)$ | 6. $\sim(P \wedge Q \wedge R) = (\sim P) \vee (\sim Q) \vee (\sim R)$ |
| 3. $P \Rightarrow Q = (\sim P) \vee Q$ | 7. $P \Rightarrow Q = (P \wedge \sim Q) \Rightarrow (Q \wedge \sim Q)$ |
| 4. $\sim(P \vee Q) = (\sim P) \wedge (\sim Q)$ | 8. $\sim P \Leftrightarrow Q = (P \Rightarrow \sim Q) \wedge (\sim Q \Rightarrow P)$ |

B. Decide whether or not the following pairs of statements are logically equivalent.

- | | |
|--|---|
| 9. $P \wedge Q$ and $\sim(\sim P \vee \sim Q)$ | 12. $\sim(P \Rightarrow Q)$ and $P \wedge \sim Q$ |
| 10. $(P \Rightarrow Q) \vee R$ and $\sim((P \wedge \sim Q) \wedge \sim R)$ | 13. $P \vee (Q \wedge R)$ and $(P \vee Q) \wedge R$ |
| 11. $(\sim P) \wedge (P \Rightarrow Q)$ and $\sim(Q \Rightarrow P)$ | 14. $P \wedge (Q \vee \sim Q)$ and $(\sim P) \Rightarrow (Q \wedge \sim Q)$ |

2.7 Quantifiers

Using symbols \wedge , \vee , \sim , \Rightarrow and \Leftrightarrow , we can deconstruct many English sentences into a symbolic form. As we have seen, this symbolic form can help us understand the logical structure of sentences and how different sentences may actually have the same meaning (as in logical equivalence).

But these symbols alone are not powerful enough to capture the full meaning of every statement. To see why, imagine that we are dealing with an infinite set $X = \{x_1, x_2, x_3, \dots\}$ of integers. Suppose we want to express the statement “*Every element of X is odd.*” We would have to write

$$P(x_1) \wedge P(x_2) \wedge P(x_3) \wedge P(x_4) \wedge \dots,$$

where $P(x)$ is the open sentence “ *x is odd.*” And if we wanted to express “*There is at least one element of X that is odd,*” we’d have to write

$$P(x_1) \vee P(x_2) \vee P(x_3) \vee P(x_4) \vee \dots.$$

The problem is that these expressions trail on forever.

To overcome this defect, we will introduce two new symbols \forall and \exists . The symbol \forall stands for the phrase “*for all*” and \exists stands for “*there exists.*” Thus the statement “*Every element of X is odd.*” is written symbolically as

$$\forall x \in X, P(x),$$

and “*There is at least one element of X that is odd,*” is written succinctly as

$$\exists x \in X, P(x),$$

These new symbols are called *quantifiers*.

Definition 2.1 The symbols \forall and \exists are called **quantifiers**.

\forall stands for the phrase “*For all*” or “*For every,*” or “*For each,*”

\exists stands for the phrase “*There exists a*” or “*There is a.*”

Thus the statement

For every $n \in \mathbb{Z}$, $2n$ is even,

can be expressed in either of the following ways:

$\forall n \in \mathbb{Z}, 2n$ is even,

$\forall n \in \mathbb{Z}, E(2n).$

Likewise, a statement such as

There exists a subset X of \mathbb{N} for which $|X| = 5$.

can be translated as

$$\exists X, (X \subseteq \mathbb{N}) \wedge (|X| = 5) \quad \text{or} \quad \exists X \subseteq \mathbb{N}, |X| = 5 \quad \text{or} \quad \exists X \in \mathcal{P}(\mathbb{N}), |X| = 5.$$

The symbols \forall and \exists are called quantifiers because they refer in some sense to the quantity (i.e., all or some) of the variable that follows them. The symbol \forall is called the **universal quantifier** and \exists is called the **existential quantifier**. Statements containing them are called **quantified** statements. A statement beginning with \forall is called a **universally quantified** statement, and one beginning with \exists is called an **existentially quantified** statement.

Example 2.5 The following English statements are paired with their translations into symbolic form.

Every integer that is not odd is even.

$$\forall n \in \mathbb{Z}, \sim (n \text{ is odd}) \Rightarrow (n \text{ is even}), \quad \text{or} \quad \forall n \in \mathbb{Z}, \sim O(n) \Rightarrow E(n).$$

There is an integer that is not even.

$$\exists n \in \mathbb{Z}, \sim E(n).$$

For every real number x , there is a real number y for which $y^3 = x$.

$$\forall x \in \mathbb{R}, \exists y \in \mathbb{R}, y^3 = x.$$

Given any two rational numbers a and b , the product ab is rational.

$$\forall a, b \in \mathbb{Q}, ab \in \mathbb{Q}.$$

Given a set X (such as, but not limited to, \mathbb{N} , \mathbb{Z} , \mathbb{Q} , etc.), a quantified statement of form $\forall x \in X, P(x)$ is understood to be true if $P(x)$ is true for every $x \in X$. If there is at least one $x \in X$ for which $P(x)$ is false, then $\forall x \in X, P(x)$ is a false statement. Similarly, $\exists x \in X, P(x)$ is true provided that $P(x)$ is true for at least one element $x \in X$; otherwise it is false. Thus each statement in Example 2.5 is true. Here are some examples of quantified statements that are false:

Example 2.6 The following false quantified statements are paired with their translations.

Every integer is even.

$$\forall n \in \mathbb{Z}, E(n).$$

There is an integer n for which $n^2 = 2$.

$$\exists n \in \mathbb{Z}, n^2 = 2.$$

For every real number x , there is a real number y for which $y^2 = x$.

$$\forall x \in \mathbb{R}, \exists y \in \mathbb{R}, y^2 = x.$$

Given any two rational numbers a and b , the number \sqrt{ab} is rational.

$$\forall a, b \in \mathbb{Q}, \sqrt{ab} \in \mathbb{Q}.$$

Example 2.7 When a statement contains two quantifiers you must be very alert to their order, for reversing the order can change the meaning. Consider the following statement from Example 2.5.

$$\forall x \in \mathbb{R}, \exists y \in \mathbb{R}, y^3 = x.$$

This statement is true, for no matter what number x is there exists a number $y = \sqrt[3]{x}$ for which $y^3 = x$. Now reverse the order of the quantifiers to get the new statement

$$\exists y \in \mathbb{R}, \forall x \in \mathbb{R}, y^3 = x.$$

This new statement says that there exists a particular number y with the property that $y^3 = x$ for *every* real number x . Since no number y can have this property, the statement is false. The two statements above have entirely different meanings.

Quantified statements are often misused in casual conversation. Maybe you've heard someone say "*All students do not pay full tuition.*" when they mean "*Not all students pay full tuition.*" While the mistake is perhaps marginally forgivable in casual conversation, it must never be made in a mathematical context. Do not say "*All integers are not even.*" because that means there are no even integers. Instead, say "*Not all integers are even.*"

Exercises for Section 2.7

Write the following as English sentences. Say whether they are true or false.

- | | |
|---|---|
| 1. $\forall x \in \mathbb{R}, x^2 > 0$ | 6. $\exists n \in \mathbb{N}, \forall X \in \mathcal{P}(\mathbb{N}), X < n$ |
| 2. $\forall x \in \mathbb{R}, \exists n \in \mathbb{N}, x^n \geq 0$ | 7. $\forall X \subseteq \mathbb{N}, \exists n \in \mathbb{Z}, X = n$ |
| 3. $\exists a \in \mathbb{R}, \forall x \in \mathbb{R}, ax = x$ | 8. $\forall n \in \mathbb{Z}, \exists X \subseteq \mathbb{N}, X = n$ |
| 4. $\forall X \in \mathcal{P}(\mathbb{N}), X \subseteq \mathbb{R}$ | 9. $\forall n \in \mathbb{Z}, \exists m \in \mathbb{Z}, m = n + 5$ |
| 5. $\forall n \in \mathbb{N}, \exists X \in \mathcal{P}(\mathbb{N}), X < n$ | 10. $\exists m \in \mathbb{Z}, \forall n \in \mathbb{Z}, m = n + 5$ |

2.8 More on Conditional Statements

It is time to address a very important point about conditional statements that contain variables. To motivate this, let's return to the following example concerning integers x :

$$(x \text{ is a multiple of } 6) \Rightarrow (x \text{ is even}).$$

As noted earlier, since every multiple of 6 is even, this is a true statement no matter what integer x is. We could even underscore this fact by writing this true statement as

$$\forall x \in \mathbb{Z}, (x \text{ is a multiple of } 6) \Rightarrow (x \text{ is even}).$$

But now switch things around to get the different statement

$$(x \text{ is even}) \Rightarrow (x \text{ is a multiple of } 6).$$

This is true for some values of x such as -6 , 12 , 18 , etc., but false for others (such as 2 , 4 , etc.). Thus we do not have a statement, but rather an open sentence. (Recall from Section 2.1 that an *open sentence* is a sentence whose truth value depends on the value of a certain variable or variables.) However, by putting a universal quantifier in front we get

$$\forall x \in \mathbb{Z}, (x \text{ is even}) \Rightarrow (x \text{ is a multiple of } 6),$$

which is definitely false, so this new expression is a statement, *not an open sentence*. In general, given any two open sentences $P(x)$ and $Q(x)$ about integers x , the expression $\forall x \in \mathbb{Z}, P(x) \Rightarrow Q(x)$ is either true or false, so it is a statement, not an open sentence.

Now we come to the very important point. In mathematics, whenever $P(x)$ and $Q(x)$ are open sentences concerning elements x in some set X (depending on context), an expression of form $P(x) \Rightarrow Q(x)$ is understood to be the *statement* $\forall x \in X, P(x) \Rightarrow Q(x)$. In other words, if a conditional statement is not explicitly quantified then there is an implied universal quantifier in front of it. This is done because statements of the form $\forall x \in X, P(x) \Rightarrow Q(x)$ are so common in mathematics that we would get tired of putting the $\forall x \in X$ in front of them.

Thus the following sentence is a true statement (as it is true for all x).

If x is a multiple of 6, then x is even.

Likewise, the next sentence is a false statement (as it is not true for all x).

If x is even, then x is a multiple of 6.

This leads to the following significant interpretation of a conditional statement, which is more general than (but consistent with) its definition in Section 2.3.

Definition 2.2 If P and Q are statements or open sentences, then

“If P , then Q ,”

is a statement. This statement is true if it’s impossible for P to be true while Q is false. It is false if there is at least one instance in which P is true but Q is false.

Thus the following are **true** statements:

If $x \in \mathbb{R}$, then $x^2 + 1 > 0$.

If a function f is differentiable on \mathbb{R} , then f is continuous on \mathbb{R} .

Likewise, the following are **false** statements:

If p is a prime number, then p is odd. (2 is prime.)

If f is a rational function, then f has an asymptote. (x^2 is rational.)

2.9 Translating English to Symbolic Logic

In writing (and reading) proofs of theorems, we must always be alert to the logical structure and meanings of the sentences. Sometimes it is necessary or helpful to parse them into expressions involving logic symbols. This may be done mentally or on scratch paper, or occasionally even explicitly within the body of a proof. The purpose of this section is to give you sufficient practice in translating English sentences into symbolic form so that you can better understand their logical structure. Here are some examples:

Example 2.8 Consider the Mean Value Theorem from Calculus:

If f is continuous on the interval $[a, b]$ and differentiable on (a, b) , then there is a number $c \in (a, b)$ for which $f'(c) = \frac{f(b)-f(a)}{b-a}$.

Here is a translation to symbolic form:

$$\left((f \text{ cont. on } [a, b]) \wedge (f \text{ is diff. on } (a, b)) \right) \Rightarrow \left(\exists c \in (a, b), f'(c) = \frac{f(b)-f(a)}{b-a} \right).$$

Example 2.9 Consider Goldbach’s conjecture, from Section 2.1:

Every even integer greater than 2 is the sum of two primes.

This can be translated in the following ways, where P is the set of prime numbers and $X = \{4, 6, 8, 10, \dots\}$ is the set of even integers greater than 2.

$$(n \in X) \Rightarrow (\exists p, q \in P, n = p + q)$$

$$\forall n \in X, \exists p, q \in P, n = p + q$$

These translations of Goldbach’s conjecture illustrate an important point. The first has the basic structure $(n \in X) \Rightarrow Q(n)$ and the second has structure $\forall n \in X, Q(n)$, yet they have exactly the same meaning. This is significant. Every universally quantified statement can be expressed as a conditional statement.

Fact 2.2 Suppose X is a set and $Q(x)$ is a statement about x for each $x \in X$. The following statements mean the same thing:

$$\forall x \in X, Q(x)$$

$$(x \in X) \Rightarrow Q(x).$$

This fact is significant because so many theorems have the form of a conditional statement. (The Mean Value Theorem is an example.) In proving a theorem we have to think carefully about what it says. Sometimes a theorem will be expressed as a universally quantified statement, but it will be more convenient to think of it as a conditional statement. Understanding the above fact allows us to switch between the two forms.

The section closes with some final points. In translating a statement, be attentive to its intended meaning. Don’t jump into, for example, automatically replacing every “and” with \wedge and “or” with \vee . An example:

At least one of the integers x and y is even.

Don’t be led astray by the presence of the word “and.” The meaning of the statement is that one or both of the numbers is even, so it should be translated with “or,” not “and”:

$$(x \text{ is even}) \vee (y \text{ is even}).$$

Finally, the logical meaning of “but” can be captured by “and.” The sentence “*The integer x is even, but the integer y is odd,*” is translated as

$$(x \text{ is even}) \wedge (y \text{ is odd}).$$

Exercises for Section 2.9

Translate each of the following sentences into symbolic logic.

1. If f is a polynomial and its degree is greater than 2, then f' is not constant.
 2. The number x is positive but the number y is not positive.
 3. If x is prime, then \sqrt{x} is not a rational number.
 4. For every prime number p there is another prime number q with $q > p$.
 5. For every positive number ε , there is a positive number δ for which $|x - a| < \delta$ implies $|f(x) - f(a)| < \varepsilon$.
 6. For every positive number ε there is a positive number M for which $|f(x) - b| < \varepsilon$, whenever $x > M$.
 7. There exists a real number a for which $a + x = x$ for every real number x .
 8. I don't eat anything that has a face.
 9. If x is a rational number and $x \neq 0$, then $\tan(x)$ is not a rational number.
 10. If $\sin(x) < 0$, then it is not the case that $0 \leq x \leq \pi$.
 11. There is a Providence that protects idiots, drunkards, children and the United States of America. (Otto von Bismarck)
 12. You can fool some of the people all of the time, and you can fool all of the people some of the time, but you can't fool all of the people all of the time. (Abraham Lincoln)
 13. Everything is funny as long as it is happening to somebody else. (Will Rogers)
-

2.10 Negating Statements

Given a statement R , the statement $\sim R$ is called the **negation** of R . If R is a complex statement, then it is often the case that its negation $\sim R$ can be written in a simpler or more useful form. The process of finding this form is called **negating** R . In proving theorems it is often necessary to negate certain statements. We now investigate how to do this.

We have already examined part of this topic. **DeMorgan's laws**

$$\sim(P \wedge Q) = (\sim P) \vee (\sim Q) \quad (2.6)$$

$$\sim(P \vee Q) = (\sim P) \wedge (\sim Q) \quad (2.7)$$

(from Section 2.6) can be viewed as rules that tell us how to negate the statements $P \wedge Q$ and $P \vee Q$. Here are some examples that illustrate how DeMorgan's laws are used to negate statements involving "and" or "or."

Example 2.10 Consider negating the following statement.

R : You can solve it by factoring or with the quadratic formula.

Now, R means (You can solve it by factoring) \vee (You can solve it with Q.F.), which we will denote as $P \vee Q$. The negation of this is

$$\sim(P \vee Q) = (\sim P) \wedge (\sim Q).$$

Therefore, in words, the negation of R is

$\sim R$: You can't solve it by factoring and you can't solve it with the quadratic formula.

Maybe you can find $\sim R$ without invoking DeMorgan's laws. That is good; you have internalized DeMorgan's laws and are using them unconsciously.

Example 2.11 We will negate the following sentence.

R : The numbers x and y are both odd.

This statement means $(x \text{ is odd}) \wedge (y \text{ is odd})$, so its negation is

$$\begin{aligned} \sim((x \text{ is odd}) \wedge (y \text{ is odd})) &= \sim(x \text{ is odd}) \vee \sim(y \text{ is odd}) \\ &= (x \text{ is even}) \vee (y \text{ is even}). \end{aligned}$$

Therefore the negation of R can be expressed in the following ways:

$\sim R$: The number x is even or the number y is even.

$\sim R$: At least one of x and y is even.

Now let's move on to a slightly different kind of problem. It's often necessary to find the negations of quantified statements. For example, consider $\sim(\forall x \in \mathbb{N}, P(x))$. Reading this in words, we have the following:

It is not the case that $P(x)$ is true for all natural numbers x .

This means $P(x)$ is false for at least one x . In symbols, this is $\exists x \in \mathbb{N}, \sim P(x)$. Thus $\sim(\forall x \in \mathbb{N}, P(x)) = \exists x \in \mathbb{N}, \sim P(x)$. Similarly, you can reason out that $\sim(\exists x \in \mathbb{N}, P(x)) = \forall x \in \mathbb{N}, \sim P(x)$. In general:

$$\sim(\forall x \in X, P(x)) = \exists x \in X, \sim P(x), \quad (2.8)$$

$$\sim(\exists x \in X, P(x)) = \forall x \in X, \sim P(x). \quad (2.9)$$

Be sure that you *understand* these two logical equivalences. They conform to our everyday use of language, but they pin down the meaning in a mathematically precise way.

Example 2.12 Consider negating the following statement.

R : The square of every real number is non-negative.

Symbolically, R can be expressed as $\forall x \in \mathbb{R}, x^2 \geq 0$, and thus its negation is $\sim (\forall x \in \mathbb{R}, x^2 \geq 0) = \exists x \in \mathbb{R}, \sim (x^2 \geq 0) = \exists x \in \mathbb{R}, x^2 < 0$. In words, this is

$\sim R$: There exists a real number whose square is negative.

Observe that R is true and $\sim R$ is false. Maybe you can get $\sim R$ immediately, without using Equation (2.8) as we did above. If so, that is good; if not, you should be there soon.

Example 2.13 If a statement has multiple quantifiers, negating it involves several iterations of Equations (2.8) and (2.9). Consider the following:

S : For every real number x there is a real number y for which $y^3 = x$.

This statement asserts any real number x has a cube root y , so it's true. Symbolically S can be expressed as

$$\forall x \in \mathbb{R}, \exists y \in \mathbb{R}, y^3 = x.$$

Let's work out the negation of this statement.

$$\begin{aligned} \sim (\forall x \in \mathbb{R}, \exists y \in \mathbb{R}, y^3 = x) &= \exists x \in \mathbb{R}, \sim (\exists y \in \mathbb{R}, y^3 = x) \\ &= \exists x \in \mathbb{R}, \forall y \in \mathbb{R}, \sim (y^3 = x) \\ &= \exists x \in \mathbb{R}, \forall y \in \mathbb{R}, y^3 \neq x. \end{aligned}$$

Thus the negation is a (false) statement that can be written in either of the following ways.

$\sim S$: There is a real number x such that for all real numbers y , $y^3 \neq x$.

$\sim S$: There is a real number x for which $y^3 \neq x$ for all real numbers y .

In writing proofs you will occasionally have to negate a conditional statement $P \Rightarrow Q$. The remainder of this section describes how to do this. To begin, look at the expression $\sim (P \Rightarrow Q)$, which literally says " $P \Rightarrow Q$ is false." You know from the truth table for \Rightarrow that the only way that $P \Rightarrow Q$ can be false is if P is true and Q is false. Therefore

$$\sim (P \Rightarrow Q) = P \wedge \sim Q. \tag{2.10}$$

(In fact, in Exercise 12 of Section 2.6, you used a truth table to verify that these two statements are indeed logically equivalent.)

Example 2.14 Negate the following statement about a particular (i.e., constant) number a .

R : If a is odd then a^2 is odd.

Using Equation (2.10), we get the following negation.

$\sim R$: a is odd and a^2 is not odd.

Example 2.15 This example is like the previous one, but the constant a is replaced by a variable x . We will negate the following statement.

R : If x is odd then x^2 is odd.

As in Section 2.8, we interpret this as the universally quantified statement

R : $\forall x \in \mathbb{Z}, (x \text{ odd}) \Rightarrow (x^2 \text{ odd})$.

By Equations (2.8) and (2.10), we get the following negation for R .

$$\begin{aligned} \sim (\forall x \in \mathbb{Z}, (x \text{ odd}) \Rightarrow (x^2 \text{ odd})) &= \exists x \in \mathbb{Z}, \sim ((x \text{ odd}) \Rightarrow (x^2 \text{ odd})) \\ &= \exists x \in \mathbb{Z}, (x \text{ odd}) \wedge \sim (x^2 \text{ odd}). \end{aligned}$$

Translating back into words, we have

$\sim R$: There is an odd integer x whose square is not odd.

Notice that R is true and $\sim R$ is false.

The above Example 2.15 showed how to negate a conditional statement $P(x) \Rightarrow Q(x)$. This type of problem can sometimes be embedded in more complex negation. See Exercise 5 below (and its solution).

Exercises for Section 2.10

Negate the following sentences.

1. The number x is positive, but the number y is not positive.
2. If x is prime, then \sqrt{x} is not a rational number.
3. For every prime number p , there is another prime number q with $q > p$.
4. For every positive number ε , there is a positive number δ such that $|x - a| < \delta$ implies $|f(x) - f(a)| < \varepsilon$.
5. For every positive number ε , there is a positive number M for which $|f(x) - b| < \varepsilon$ whenever $x > M$.
6. There exists a real number a for which $a + x = x$ for every real number x .
7. I don't eat anything that has a face.

8. If x is a rational number and $x \neq 0$, then $\tan(x)$ is not a rational number.
9. If $\sin(x) < 0$, then it is not the case that $0 \leq x \leq \pi$.
10. If f is a polynomial and its degree is greater than 2, then f' is not constant.
11. You can fool all of the people all of the time.
12. Whenever I have to choose between two evils, I choose the one I haven't tried yet. (Mae West)

2.11 Logical Inference

Suppose we know that a conditional statement $P \Rightarrow Q$ is true. This tells us that whenever P is true, Q will also be true. By itself, $P \Rightarrow Q$ being true does not tell us that either P or Q is true (they could both be false, or P could be false and Q true). But if in addition we happen to know that P is true, then Q must be true. This is called a **logical inference**: From two true statements we infer that a third statement is true. In essence, statements $P \Rightarrow Q$ and P are “added together” to get Q . We can indicate this by stacking $P \Rightarrow Q$ and P one atop the other with a line separating them from Q . The intended meaning is that $P \Rightarrow Q$ combined with P produces Q .

$$\begin{array}{c} P \Rightarrow Q \\ P \\ \hline Q \end{array}$$

This is a very frequently-used pattern of thought. (In fact, it is exactly the pattern we used in the example on page 34.) This rule even has a name. It is called the **modus ponens** rule.

Two other logical inferences, called **modus tollens** and **elimination** are listed below. In each case you should convince yourself (based on your knowledge of the relevant truth tables) that the truth of the statements above the line forces the statement below the line to be true.

MODUS PONENS

$$\begin{array}{c} P \Rightarrow Q \\ P \\ \hline Q \end{array}$$

MODUS TOLLENS

$$\begin{array}{c} P \Rightarrow Q \\ \sim Q \\ \hline \sim P \end{array}$$

ELIMINATION

$$\begin{array}{c} P \vee Q \\ \sim P \\ \hline Q \end{array}$$

It is important to internalize these rules. (You already use at least modus ponens and elimination in daily life anyway.) But you need not remember their names; few mathematicians can recall the names, though they use the rules constantly. The names are not important, but the rules are.

Three additional logical inferences are listed below. The first states the obvious fact that if P and Q are both true, then so is the statement $P \wedge Q$. On the other hand, $P \wedge Q$ being true forces P (also Q) to be true. Finally, if P is true, then $P \vee Q$ must be true, no matter what statement Q is.

$$\frac{P}{P \wedge Q} \qquad \frac{P \wedge Q}{P} \qquad \frac{P}{P \vee Q}$$

These inferences are so intuitively obvious that they scarcely need to be mentioned. However, they represent certain patterns of reasoning that we will frequently apply to sentences in proofs, so we should be cognizant of the fact that we are using them.

2.12 An Important Note

It is important to be aware of the reasons that we study logic. There are three very significant reasons. First, the truth tables we studied tell us the exact meanings of the words such as “and,” “or,” “not” and so on. For instance, whenever we use or read the “*If..., then*” construction in a mathematical context, logic tells us exactly what is meant. Second, the rules of inference provide a system in which we can produce new information (statements) from known information. Finally, logical rules such as DeMorgan’s laws help us correctly change certain statements into (potentially more useful) statements with the same meaning. Thus, logic helps us understand the meanings of statements, and it also produces new meaningful statements.

Logic is the glue that holds strings of statements together and pins down the exact meaning of certain key phrases such as the “*If..., then*” or “*For all*” constructions. Logic is the common language that all mathematicians use, so we must have a firm grip on it in order to write and understand mathematics.

But despite its fundamental role, logic’s place is in the background of what we do, not the forefront. From here on, the beautiful symbols \wedge , \vee , \Rightarrow , \Leftrightarrow , \sim , \forall and \exists are rarely written. But we are aware of their meanings constantly. When reading or writing a sentence involving mathematics we parse it with these symbols, either mentally or on scratch paper, so as to understand the true and unambiguous meaning.

Counting

It may seem peculiar that a college-level text has a chapter on counting. At its most basic level, counting is a process of pointing to each object in a collection and calling off “*one, two, three,...*” until the quantity of objects is determined. How complex could that be? Actually, counting can become quite subtle, and in this chapter we explore some of its more sophisticated aspects. Our goal is still to answer the question “*How many?*” but we introduce mathematical techniques that bypass the actual process of counting individual objects. Sets play a big role in our discussions because the things we need to count are often naturally grouped together into a set. The concept of a *list* is also extremely useful.

3.1 Lists

A **list** is an ordered sequence of objects. A list is denoted by an opening parenthesis, followed by the objects, separated by commas, followed by a closing parenthesis. For example (a, b, c, d, e) is a list consisting of the first five letters of the English alphabet, in order. The objects a, b, c, d, e are called the **entries** of the list; the first entry is a , the second is b , and so on. If the entries are rearranged we get a different list, so, for instance,

$$(a, b, c, d, e) \neq (b, a, c, d, e).$$

A list is somewhat like a set, but instead of being a mere collection of objects, the entries of a list have a definite *order*. For sets we have

$$\{a, b, c, d, e\} = \{b, a, c, d, e\},$$

but—as noted above—the analogous equality for lists does not hold.

Unlike sets, lists can have repeated entries. Thus $(5, 3, 5, 4, 3, 3)$ is a perfectly acceptable list, as is (S, O, S) . The **length** of a list is its number of entries. So $(5, 3, 5, 4, 3, 3)$ has length six, and (S, O, S) has length three.

For more examples, $(a, 15)$ is a list of length two. And $(0, (0, 1, 1))$ is a list of length two whose second entry is a list of length three. Two lists are **equal** if they have exactly the same entries in exactly the same positions. Thus equal lists have the same number of entries. If two lists have different lengths, then they can not be equal. Thus $(0, 0, 0, 0, 0, 0) \neq (0, 0, 0, 0, 0)$. Also

$$(g, r, o, c, e, r, y, l, i, s, t) \neq \left(\begin{array}{l} \text{bread} \\ \text{milk} \\ \text{eggs} \\ \text{bananas} \\ \text{coffee} \end{array} \right)$$

because the list on the left has length eleven but the list on the right has just one entry (a piece of paper with some words on it).

There is one very special list which has no entries at all. It is called the **empty list** and is denoted $()$. It is the only list whose length is zero.

For brevity we often write lists without parentheses, or even commas. For instance, we may write (S, O, S) as SOS if there is no risk of confusion. But be alert that doing this can lead to ambiguity: writing $(9, 10, 11)$ as $9\ 10\ 11$ may cause us to confuse it with $(9, 1, 0, 1, 1)$. Here it's best to retain the parenthesis/comma notation or at least write the list as $9, 10, 11$. A list of symbols written without parentheses and commas is called a **string**.

The process of tossing a coin ten times may be described by a string such as $HHTHTTTHHT$. Tossing it twice could lead to any of the outcomes HH , HT , TH or TT . Tossing it zero times is described by the empty list $()$.

Imagine rolling a dice five times and recording the outcomes. This might be described by the list $(\text{1}, \text{2}, \text{3}, \text{4}, \text{5})$, meaning that you rolled 1 first, then 2 , then 3 , etc. We might abbreviate this list as $\text{1}\text{2}\text{3}\text{4}\text{5}$, or $3, 5, 3, 1, 6$.

Now imagine rolling a pair of dice, one white and one black. A typical outcome might be modeled as a set like $\{\text{1}, \text{2}\}$. Rolling the pair six times might be described with a list of six such outcomes:

$$(\{\text{1}, \text{2}\}, \{\text{1}, \text{3}\}, \{\text{1}, \text{4}\}, \{\text{1}, \text{5}\}, \{\text{1}, \text{6}\}, \{\text{2}, \text{3}\})$$

We might abbreviate this list as $\text{1}\text{2}, \text{1}\text{3}, \text{1}\text{4}, \text{1}\text{5}, \text{1}\text{6}, \text{2}\text{3}$.

We study lists because many real-world phenomena can be described and understood in terms of them. Your phone number can be identified as a list of ten digits. (Order is essential, for rearranging the digits can produce a different phone number.) A *byte* is another important example of a list. A byte is simply a length-eight list of 0's and 1's. The world of information technology revolves around bytes. And the examples above show that multi-step processes (such as rolling a dice twice) can be modeled as lists.

We now explore methods of counting or enumerating lists and processes.

3.2 The Multiplication Principle

Many practical problems involve counting the number of possible lists that satisfy some condition or property.

For example, suppose we make a list of length three having the property that the first entry must be an element of the set $\{a, b, c\}$, the second entry must be in $\{5, 7\}$ and the third entry must be in $\{a, x\}$. Thus $(a, 5, a)$ and $(b, 5, a)$ are two such lists. How many such lists are there all together? To answer this question, imagine making the list by selecting the first entry, then the second and finally the third. This is described in Figure 3.1. The choices for the first list entry are a, b or c , and the left of the diagram branches out in three directions, one for each choice. Once this choice is made there are two choices (5 or 7) for the second entry, and this is described graphically by two branches from each of the three choices for the first entry. This pattern continues for the choice for the third entry, which is either a or x . Thus, in the diagram there are $3 \cdot 2 \cdot 2 = 12$ paths from left to right, each corresponding to a particular choice for each entry in the list. The corresponding lists are tallied at the far-right end of each path. So, to answer our original question, there are 12 possible lists with the stated properties.

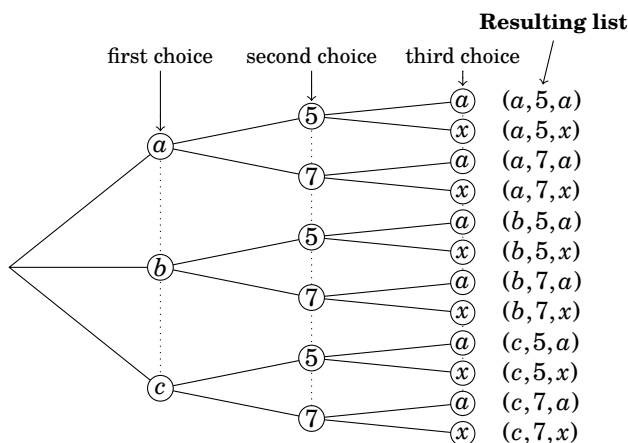


Figure 3.1. Constructing lists of length 3

In the above example there are 3 choices for the first entry, 2 choices for the second entry, and 2 for the third, and the total number of possible lists is the product of choices $3 \cdot 2 \cdot 2 = 12$. This kind of reasoning is an instance of what we will call the *multiplication principle*. We will do one more example before stating this important idea.

Consider making a list of length 4 from the four letters $\{a, b, c, d\}$, where the list is not allowed to have a repeated letter. For example, $abcd$ and $cadb$ are allowed, but $aabc$ and $cacb$ are not allowed. How many such lists are there?

Let's analyze this question with a tree representing the choices we have for each list entry. In making such a list we could start with the first entry: we have 4 choices for it, namely a, b, c or d , and the left side of the tree branches out to each of these choices. But once we've chosen a letter for the first entry, we can't use that letter in the list again, so there are only 3 choices for the second entry. And once we've chosen letters for the first and second entries we can't use these letters in the third entry, so there are just 2 choices for it. By the time we get to the fourth entry we are forced to use whatever letter we have left; there is only 1 choice.

The situation is described fully in the below tree showing how to make all allowable lists by choosing 4 letters for the first entry, 3 for the second entry, 2 for the third entry and 1 for the fourth entry. We see that the total number of lists is the product $4 \cdot 3 \cdot 2 \cdot 1 = 24$.

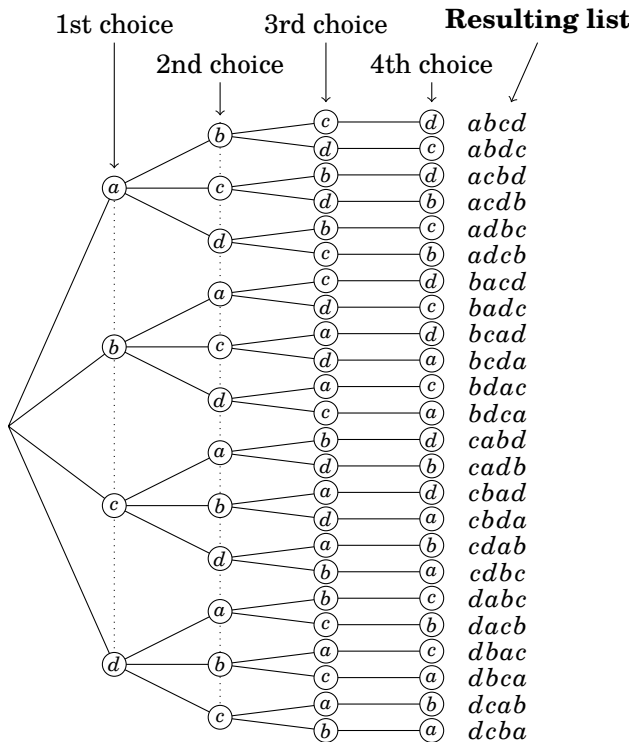


Figure 3.2. Constructing lists from letters in $\{a, b, c, d\}$, without repetition.

These trees show that the number of lists constructible by some specified process equals the product of the numbers of choices for each list entry. We summarize this kind of reasoning as an important fact.

Fact 3.1 (Multiplication Principle) Suppose in making a list of length n there are a_1 possible choices for the first entry, a_2 possible choices for the second entry, a_3 possible choices for the third entry, and so on. Then the total number of different lists that can be made this way is the product $a_1 \cdot a_2 \cdot a_3 \cdots a_n$.

In using the multiplication principle you **do not** need to draw a tree with $a_1 \cdot a_2 \cdots a_n$ branches. Just multiply the numbers!

Example 3.1 A standard license plate consists of three letters followed by four numbers. For example, *JRB-4412* and *MMX-8901* are two standard license plates. How many different standard license plates are possible?

Solution: A license plate such as *JRB-4412* corresponds to a length-7 list ($J, R, B, 4, 4, 1, 2$), so we just need to count how many such lists are possible. We use the multiplication principle. There are $a_1 = 26$ possibilities (one for each letter of the alphabet) for the first entry of the list. Similarly, there are $a_2 = 26$ possibilities for the second entry and $a_3 = 26$ possibilities for the third. There are $a_4 = 10$ possibilities for the fourth entry. Likewise $a_5 = a_6 = a_7 = 10$. So there is a total of $a_1 \cdot a_2 \cdot a_3 \cdot a_4 \cdot a_5 \cdot a_6 \cdot a_7 = 26 \cdot 26 \cdot 26 \cdot 10 \cdot 10 \cdot 10 \cdot 10 =$ **175,760,000 possible standard license plates.**

Example 3.2 In ordering a café latte, you have a choice of whole, skim or soy milk; small, medium or large; and either one or two shots of espresso. How many choices do you have in ordering one drink?

Solution: Your choice is modeled by a list of form (milk, size, shots). There are 3 choices for the first entry, 3 for the second and 2 for the third. By the multiplication principle, the number of choices is $3 \cdot 3 \cdot 2 = 18$.

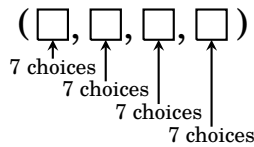
There are two types of list-counting problems. On one hand, there are situations in which list entries can be repeated, as in license plates or telephone numbers. The sequence *CCX-4144* is a perfectly valid license plate in which the symbols *C* and *4* appear more than once. On the other hand, for some lists repeated symbols do not make sense or are not allowed, as in the (milk, size, shots) list from Example 3.2. We say *repetition is allowed* in the first type of list and *repetition is not allowed* in the second kind of list. (We will call a list in which repetition is not allowed a **non-repetitive list**.) The next example illustrates the difference.

Example 3.3 Consider lists of length 4 made with symbols A, B, C, D, E, F, G .

- How many such lists are possible if repetition is allowed?
- How many such lists are possible if repetition is **not** allowed?
- How many are there if repetition is **not** allowed and the list has an E ?
- How many are there if repetition is allowed and the list has an E ?

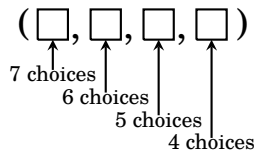
Solutions:

- Imagine the list as containing four boxes that we fill with selections from the letters A, B, C, D, E, F and G , as illustrated below.



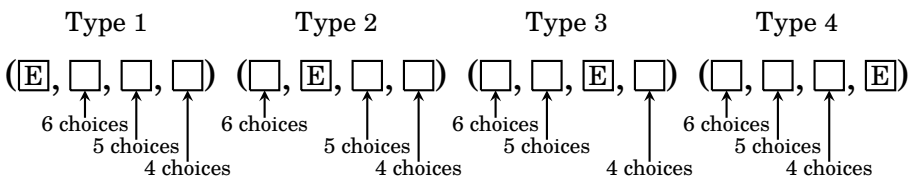
We have 7 choices in filling each box. The multiplication principle says the total number of lists that can be made this way is $7 \cdot 7 \cdot 7 \cdot 7 = 2401$.

- This problem is the same as the previous one except that repetition is not allowed. We have seven choices for the first box, but once it is filled we can no longer use the symbol that was placed in it. Hence there are only six possibilities for the second box. Once the second box has been filled we have used up two of our letters, and there are only five left to choose from in filling the third box. Finally, when the third box is filled we have only four possible letters for the last box.



Thus there are $7 \cdot 6 \cdot 5 \cdot 4 = 840$ lists in which repetition does not occur.

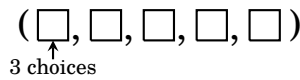
- We are asked to count the length-4 lists in which repetition is not allowed and the symbol E must appear somewhere in the list. Thus E occurs once and only once in each list. Let us divide these lists into four categories depending on whether the E occurs as the first, second, third or fourth entry. These four types of lists are illustrated below.



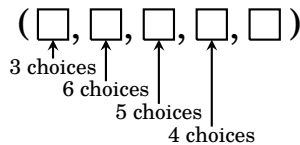
The next section presents two new counting principles that codify the kind of thinking we used in parts (c) and (d) above. Combined with the multiplication principle, they solve complex counting problems in ways that avoid the pitfalls of double counting. But first, one more example of the multiplication principle highlights another pitfall to be alert to.

Example 3.4 A non-repetitive list of length 5 is to be made from the symbols A, B, C, D, E, F, G . The first entry must be either a B, C or D , and the last entry must be a vowel. How many such lists are possible?

Solution: Start by making a list of five boxes. The first box must contain either B, C or D , so there are three choices for it.

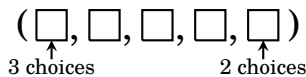


Now there are 6 letters left for the remaining 4 boxes. The knee-jerk action is to fill them in, one at a time, using up an additional letter each time.

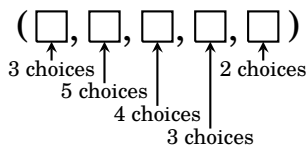


But when we get to the last box, there is a problem. It is supposed to contain a vowel, but for all we know we have already used up one or both vowels in the previous boxes. The multiplication principle breaks down because there is no way to tell how many choices there are for the last box.

The correct way to solve this problem is to fill in the first and last boxes (the ones that have restrictions) first.





Then fill the remaining middle boxes with the 5 remaining letters.



By the multiplication principle, there are $3 \cdot 5 \cdot 4 \cdot 3 \cdot 2 = \mathbf{360}$ lists.

The new principles to be introduced in the next section are usually used in conjunction with the multiplication principle. So work a few exercises now to test your understanding of it.

Exercises for Section 3.2

1. Consider lists made from the letters T, H, E, O, R, Y , with repetition allowed.
 - (a) How many length-4 lists are there?
 - (b) How many length-4 lists are there that begin with T ?
 - (c) How many length-4 lists are there that do not begin with T ?
 2. Airports are identified with 3-letter codes. For example, Richmond, Virginia has the code RIC , and Memphis, Tennessee has MEM . How many different 3-letter codes are possible?
 3. How many lists of length 3 can be made from the symbols A, B, C, D, E, F if...
 - (a) ... repetition is allowed.
 - (b) ... repetition is not allowed.
 - (c) ... repetition is not allowed and the list must contain the letter A .
 - (d) ... repetition is allowed and the list must contain the letter A .
 4. In ordering coffee you have a choice of regular or decaf; small, medium or large; here or to go. How many different ways are there to order a coffee?
 5. This problem involves 8-digit binary strings such as 10011011 or 00001010 (i.e., 8-digit numbers composed of 0's and 1's).
 - (a) How many such strings are there?
 - (b) How many such strings end in 0?
 - (c) How many such strings have 1's for their second and fourth digits?
 - (d) How many such strings have 1's for their second **or** fourth digits?
 6. You toss a coin, then roll a dice, and then draw a card from a 52-card deck. How many different outcomes are there? How many outcomes are there in which the dice lands on 6? How many outcomes are there in which the dice lands on an odd number? How many outcomes are there in which the dice lands on an odd number and the card is a King?
 7. This problem concerns 4-letter codes made from the letters A, B, C, D, \dots, Z .
 - (a) How many such codes can be made?
 - (b) How many such codes have no two consecutive letters the same?
 8. A coin is tossed 10 times in a row. How many possible sequences of heads and tails are there?
 9. A new car comes in a choice of five colors, three engine sizes and two transmissions. How many different combinations are there?
 10. A dice is tossed four times in a row. There are many possible outcomes, such as , or . How many different outcomes are possible?
-

3.3 The Addition and Subtraction Principles

We now discuss two new counting principles, the addition and subtraction principles. Actually, they are not *entirely* new—you’ve used them intuitively for years. Here we give names to these two fundamental thought patterns, and phrase them in the language of sets. Doing this helps us recognize when we are using them, and, more importantly, it helps us see new situations in which they can be used.

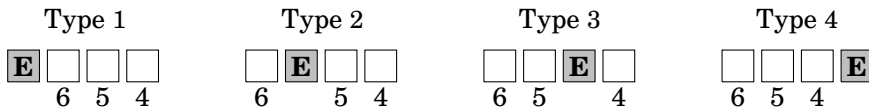
The *addition principle* simply asserts that if a set can be broken into pieces, then the size of the set is the sum of the sizes of the pieces.

Fact 3.2 (Addition Principle)
 Suppose a finite set X can be decomposed as a union $X = X_1 \cup X_2 \cup \dots \cup X_n$, where $X_i \cap X_j = \emptyset$ whenever $i \neq j$. Then $|X| = |X_1| + |X_2| + \dots + |X_n|$.

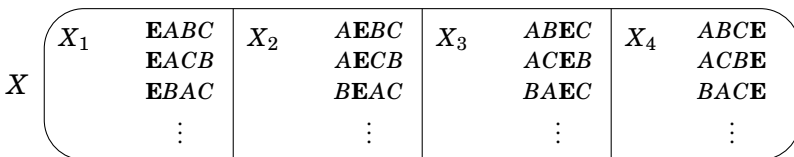
In our first example we will rework an instance where we used the addition principle naturally, without comment: in Part (c) of Example 3.3.

Example 3.5 How many length-4 non-repetitive lists can be made from the symbols A, B, C, D, E, F, G , if the list must contain an E ?

In Example 3.3 (c) our approach was to divide these lists into four types, depending on whether the E is in the first, second, third or fourth position.



Then we used the multiplication principle to count the lists of type 1. There are 6 choices for the second entry, 5 for the third, and 4 for the fourth. This is indicated above, where the number below a box is the number of choices we have for that position. The multiplication principle implies that there are $6 \cdot 5 \cdot 4 = 120$ lists of type 1. Similarly there are $6 \cdot 5 \cdot 4 = 120$ lists of types 2, 3, and 4.



We then used the addition principle intuitively, conceiving of the lists to be counted as the elements of a set X , broken up into parts X_1, X_2, X_3 and X_4 , which are the lists of types 1, 2, 3 and 4, respectively.

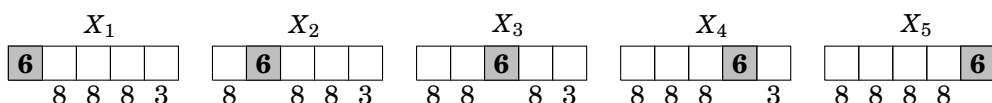
The addition principle says that the number of lists that contain an E is $|X| = |X_1| + |X_2| + |X_3| + |X_4| = 120 + 120 + 120 + 120 = \mathbf{480}$.

We use the addition principle when we need to count the things in some set X . If we can find a way to break X up as $X = X_1 \cup X_2 \cup \dots \cup X_n$, where each X_i is easier to count than X , then the addition principle gives an answer of $|X| = |X_1| + |X_2| + |X_3| + \dots + |X_n|$.

But for this to work the intersection of any two pieces X_i must be \emptyset , as stated in Fact 3.2. For instance, if X_1 and X_2 shared an element, then that element would be counted once in $|X_1|$ and again in $|X_2|$, and we'd get $|X| < |X_1| + |X_2| + \dots + |X_n|$. (This is precisely the double counting issue mentioned after Example 3.3.)

Example 3.6 How many **even** 5-digit numbers are there for which no digit is 0, and the digit 6 appears exactly once? For instance, 55634 and 16118 are such numbers, but not 63304 (has a 0), nor 63364 (too many 6's), nor 55637 (not even).

Solution: Let X be the set of all such numbers. The answer will be $|X|$, so our task is to find $|X|$. Put $X = X_1 \cup X_2 \cup X_3 \cup X_4 \cup X_5$, where X_i is the set of those numbers in X whose i th digit is 6, as diagramed below. Note $X_i \cap X_j = \emptyset$ whenever $i \neq j$ because the numbers in X_i have their 6 in a different position than the numbers in X_j . Our plan is to use the multiplication principle to compute each $|X_i|$, and follow this with the addition principle.

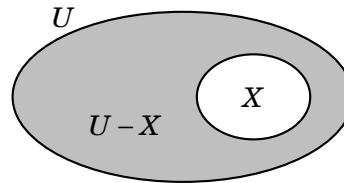


The first digit of any number in X_1 is 6, and the three digits following it can be any of the ten digits except 0 (not allowed) or 6 (already appears). Thus there are eight choices for each of three digits following the first 6. But because any number in X_1 is even, its final digit must be one of 2, 4 or 8, so there are just three choices for this final digit. By the multiplication principle, $|X_1| = 8 \cdot 8 \cdot 8 \cdot 3 = 1536$. Likewise $|X_2| = |X_3| = |X_4| = 8 \cdot 8 \cdot 8 \cdot 3 = 1536$.

But X_5 is slightly different because we do not choose the final digit, which is already 6. The multiplication principle gives $|X_5| = 8 \cdot 8 \cdot 8 \cdot 8 = 4096$.

The addition principle gives our final answer. The number of even 5-digit numbers with no 0's and one 6 is $|X| = |X_1| + |X_2| + |X_3| + |X_4| + |X_5| = 1536 + 1536 + 1536 + 1536 + 4096 = \mathbf{10,240}$.

Now we introduce our next counting method, the *subtraction principle*. To set it up, imagine that a set X is a subset of a universal set U , as shown on the right. The complement $\bar{X} = U - X$ is shaded.



Suppose we wanted to count the things in this shaded region. Surely this is the number of things in U minus the number of things in X , which is to say $|U - X| = |U| - |X|$. That is the subtraction principle.

Fact 3.3 (Subtraction Principle)

If X is a subset of a finite set U , then $|\bar{X}| = |U| - |X|$.

In other words, if $X \subseteq U$ then $|U - X| = |U| - |X|$.

The subtraction principle is used in situations where it is easier to count the things in some set U that we wish to *exclude* from consideration than it is to count those things that *are* included. We have seen this kind of thinking before. We quietly and naturally used it in part (d) of Example 3.3. For convenience we repeat that example now, casting it into the language of the subtraction principle.

Example 3.7 How many length-4 lists can be made from the symbols A, B, C, D, E, F, G if the list has at least one E , and repetition is allowed?

Solution: Such a list might contain one, two, three or four E 's, which could occur in various positions. This is a fairly complex situation.

But it is very easy to count the set U of all lists of length 4 made from A, B, C, D, E, F, G if we don't care whether or not the lists have any E 's. The multiplication principle says $|U| = 7 \cdot 7 \cdot 7 \cdot 7 = 2401$.

It is equally easy to count the set X of those lists that *contain no* E 's. The multiplication principle says $|X| = 6 \cdot 6 \cdot 6 \cdot 6 = 1296$.

We are interested in those lists that have at least one E , and this is the set $U - X$. By the subtraction principle, the answer to our question is $|U - X| = |U| - |X| = 2401 - 1296 = \mathbf{1105}$.

As we continue with counting we will have many opportunities to use the multiplication, addition and subtraction principles. Usually these will arise in the context of other counting principles that we have yet to explore. It is thus important that you solidify the current ideas now, by working some exercises before moving on.

Exercises for Section 3.3

1. Five cards are dealt off of a standard 52-card deck and lined up in a row. How many such lineups are there that have at least one red card? How many such lineups are there in which the cards are either all black or all hearts?
 2. Five cards are dealt off of a standard 52-card deck and lined up in a row. How many such lineups are there in which all 5 cards are of the same suit?
 3. Five cards are dealt off of a standard 52-card deck and lined up in a row. How many such lineups are there in which all 5 cards are of the same color (i.e., all black or all red)?
 4. Five cards are dealt off of a standard 52-card deck and lined up in a row. How many such lineups are there in which exactly one of the 5 cards is a queen?
 5. How many integers between 1 and 9999 have no repeated digits? How many have at least one repeated digit?
 6. Consider lists made from the symbols A, B, C, D, E , with repetition allowed.
 - (a) How many such length-5 lists have at least one letter repeated?
 - (b) How many such length-6 lists have at least one letter repeated?
 7. A password on a certain site must be five characters long, made from letters of the alphabet, and have at least one upper case letter. How many different passwords are there? What if there must be a mix of upper and lower case?
 8. This problem concerns lists made from the letters $A, B, C, D, E, F, G, H, I, J$.
 - (a) How many length-5 lists can be made from these letters if repetition is not allowed and the list must begin with a vowel?
 - (b) How many length-5 lists can be made from these letters if repetition is not allowed and the list must begin and end with a vowel?
 - (c) How many length-5 lists can be made from these letters if repetition is not allowed and the list must contain exactly one A ?
 9. Consider lists of length 6 made from the letters A, B, C, D, E, F, G, H . How many such lists are possible if repetition is not allowed and the list contains two consecutive vowels?
 10. Consider the lists of length six made with the symbols P, R, O, F, S , where repetition is allowed. (For example, the following is such a list: (P, R, O, O, F, S) .) How many such lists can be made if the list must end in an S and the symbol O is used more than once?
 11. How many integers between 1 and 1000 are divisible by 5? How many are not divisible by 5?
 12. Six math books, four physics books and three chemistry books are arranged on a shelf. How many arrangements are possible if all books of the same subject are grouped together?
-

3.4 Factorials and Permutations

In working examples from the previous two sections you may have noticed that we often need to count the number of non-repetitive lists of length n that are made from n symbols. This kind of problem occurs so often that a special idea, called a *factorial*, is used to handle it.

The table below motivates this. The first column lists successive integer values n , from 0 onward. The second contains a set $\{a, b, \dots\}$ of n symbols. The third column shows all the possible non-repetitive lists of length n that can be made from these symbols. Finally, the last column tallies up how many lists there are of that type. When $n = 0$ there is only one list of length 0 that can be made from 0 symbols, namely the empty list $()$. Thus the value 1 is entered in the last column of that row.

n	Symbols	Non-repetitive lists of length n made from the symbols	$n!$
0	$\{\}$	$()$	1
1	$\{a\}$	a	1
2	$\{a, b\}$	ab, ba	2
3	$\{a, b, c\}$	$abc, acb, bac, bca, cab, cba$	6
4	$\{a, b, c, d\}$	$abcd, acbd, bacd, bcad, cabd, cbad,$ $abdc, acdb, badc, bcda, cadb, cbda,$ $adbc, adcb, bdac, bdca, cdab, cdba,$ $dabc, dacb, dbac, dbca, dcab, dcba$	24
\vdots	\vdots	\vdots	\vdots

For $n > 0$, the number that appears in the last column can be computed using the multiplication principle. The number of non-repetitive lists of length n that can be made from n symbols is $n(n-1)(n-2)\cdots 3\cdot 2\cdot 1$. Thus, for instance, the number in the last column of the row for $n = 4$ is $4\cdot 3\cdot 2\cdot 1 = 24$.

The number that appears in the last column of Row n is called the **factorial** of n . It is denoted with the special symbol $n!$, which we pronounce as " n factorial." Here is the definition:

Definition 3.1 If n is a non-negative integer, then $n!$ is the number of lists of length n that can be made from n symbols, without repetition. Thus $0! = 1$ and $1! = 1$. If $n > 1$, then $n! = n(n-1)(n-2)\cdots 3\cdot 2\cdot 1$.

It follows that

$$\begin{aligned}
 0! &= 1 \\
 1! &= 1 \\
 2! &= 2 \cdot 1 = 2 \\
 3! &= 3 \cdot 2 \cdot 1 = 6 \\
 4! &= 4 \cdot 3 \cdot 2 \cdot 1 = 24 \\
 5! &= 5 \cdot 4 \cdot 3 \cdot 2 \cdot 1 = 120 \\
 6! &= 6 \cdot 5 \cdot 4 \cdot 3 \cdot 2 \cdot 1 = 720, \quad \text{and so on.}
 \end{aligned}$$

Students are often tempted to say $0! = 0$, but this is wrong. The correct value is $0! = 1$, as the above definition and table show. Here is another way to see that $0!$ must equal 1: Notice that $5! = 5 \cdot 4 \cdot 3 \cdot 2 \cdot 1 = 5 \cdot (4 \cdot 3 \cdot 2 \cdot 1) = 5 \cdot 4!$. Also $4! = 4 \cdot 3 \cdot 2 \cdot 1 = 4 \cdot (3 \cdot 2 \cdot 1) = 4 \cdot 3!$. Generalizing this, we get a formula.

$$n! = n \cdot (n - 1)! \quad (3.1)$$

Plugging in $n = 1$ gives $1! = 1 \cdot (1 - 1)! = 1 \cdot 0!$, that is, $1! = 1 \cdot 0!$. If we mistakenly thought $0!$ were 0, this would give the incorrect result $1! = 0$.

Example 3.8 This problem involves making lists of length seven from the letters a, b, c, d, e, f and g .

- How many such lists are there if repetition is not allowed?
- How many such lists are there if repetition is not allowed *and* the first two entries must be vowels?
- How many such lists are there in which repetition is allowed, and the list must contain at least one repeated letter?

To answer the first question, note that there are seven letters, so the number of lists is $7! = 5040$. To answer the second question, notice that the set $\{a, b, c, d, e, f, g\}$ contains two vowels and five consonants. Thus in making the list the first two entries must be filled by vowels and the final five must be filled with consonants. By the multiplication principle, the number of such lists is $2 \cdot 1 \cdot 5 \cdot 4 \cdot 3 \cdot 2 \cdot 1 = 2!5! = 240$.

To answer part (c) we use the subtraction principle. Let U be the set of all lists made from a, b, c, d, e, f, g , with repetition allowed. The multiplication principle gives $|U| = 7 \cdot 7 \cdot 7 \cdot 7 \cdot 7 \cdot 7 \cdot 7 = 7^7 = 823,543$. Notice that U includes lists that are non-repetitive, like (a, g, f, b, d, c, e) , as well as lists that have some repetition, like (f, g, b, g, a, a, a) . We want to find the number of lists that have at least one repeated letter, so we will subtract away from U all those lists that have no repetition. Let $X \subseteq U$ be those lists that have no repetition, so $|X| = 7!$. Thus the answer to our question is $|U - X| = |U| - |X| = 7^7 - 7! = 823,543 - 5040 = 818,503$.

In part (a) of Example 3.8 we counted the number of non-repetitive lists made from all seven of the symbols in the set $X = \{a, b, c, d, e, f, g\}$, and there were $7! = 5040$ such lists. Any such list, such as $bcedagf$, $gfedcba$ or $abcdefg$ is simply an arrangement of the elements of X in a row. There is a name for such an arrangement. It is called a *permutation* of X .

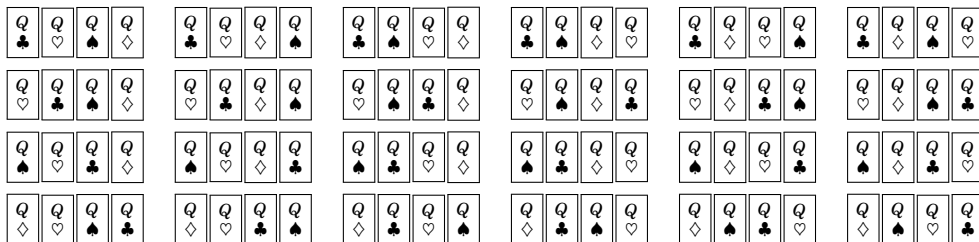
A **permutation** of a set is an arrangement of all of the set's elements in a row, that is, a list without repetition that uses every element of the set. For example, the permutations of the set $X = \{1, 2, 3\}$ are the six lists

123, 132, 213, 231, 312, 321.

That we get six different permutations of X is predicted by Definition 3.1, which says there are $3! = 3 \cdot 2 \cdot 1 = 6$ non-repetitive lists that can be made from the three symbols in X .

Think of the numbers 1, 2 and 3 as representing three books. The above shows that there are six ways to arrange them on a shelf.

From a deck of cards you take the four queens and lay them in a row. By the multiplication principle there are $4! = 4 \cdot 3 \cdot 2 \cdot 1 = 24$ ways to do this, that is, there are 24 permutations of the set of four Queen cards.



In general, a set with n elements will have $n!$ different permutations. Above, the set $\{1, 2, 3\}$ has $3! = 6$ permutations, while $\left\{ \begin{array}{|c|} \hline Q \\ \hline \diamond \\ \hline \end{array}, \begin{array}{|c|} \hline Q \\ \hline \heartsuit \\ \hline \end{array}, \begin{array}{|c|} \hline Q \\ \hline \spadesuit \\ \hline \end{array}, \begin{array}{|c|} \hline Q \\ \hline \clubsuit \\ \hline \end{array} \right\}$ has $4! = 24$ permutations. The set $\{a, b, c, d, e, f, g\}$ has $7! = 5040$ permutations, though there's not much point in listing them all out. The important thing is that the factorial counts the number of permutations.

In saying a permutation of a set is an arrangement of its elements in a *row*, we are speaking informally because sometimes the elements are not literally in a row. Imagine a classroom of 20 desks, in four rows of five desks each. Let X be a class (set) of 20 students. If the students walk in and seat themselves, one per desk, we can regard this as a permutation of the 20 students because we can number the desks $1, 2, 3, \dots, 20$ and in this sense the students have arranged themselves in a list of length 20. There are $20! = 2,432,902,008,176,640,000$ permutations of the students.

Now we discuss a variation of the idea of a permutation of a set X . Imagine taking some number $k \leq |X|$ of elements from the set X and then arranging *them* in a row. The result is what we call a k -permutation of X . A **permutation** of X is a non-repetitive list made from all elements of X . A **k -permutation** of X is a non-repetitive list made from k elements of X .

For example, take $X = \{a, b, c, d\}$. The 1-permutations of X are the lists we could make with just one element from X . There are only 4 such lists:

$$a \quad b \quad c \quad d.$$

The 2-permutations of X are the non-repetitive lists that we could make from two elements of X . There are 12 of them:

$$ab \quad ac \quad ad \quad ba \quad bc \quad bd \quad ca \quad cb \quad cd \quad da \quad db \quad dc.$$

Even before writing them all down, we'd know there are 12 of them because in making a non-repetitive length-2 list from X we have 4 choices for the first element, then 3 choices for the second, so by the multiplication principle the total number of 2-permutations of X is $4 \cdot 3 = 12$.

Now let's count the number of 3-permutations of X . They are the length-3 non-repetitive lists made from elements of X . The multiplication principle says there will be $4 \cdot 3 \cdot 2 = 24$ of them. Here they are:

$$\begin{array}{cccccc} abc & acb & bac & bca & cab & cba \\ abd & adb & bad & bda & dab & dba \\ acd & adc & cad & cda & dac & dca \\ bcd & bdc & cbd & cdb & dbc & dcb \end{array}$$

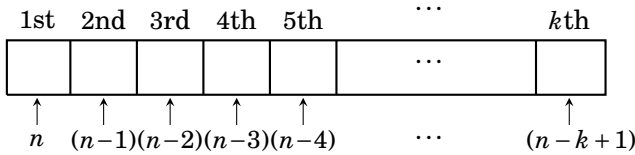
The 4-permutations of X are the non-repetitive lists made from all 4 elements of X . These are simply the $4! = 4 \cdot 3 \cdot 2 \cdot 1 = 24$ permutations of X .

Let's go back and think about the *0-permutations* of X . They are the non-repetitive lists of length 0 made from the elements of X . Of course there is only one such list, namely the empty list $()$.

Now we are going to introduce some notation. The expression $P(n, k)$ denotes the number of k -permutations of an n -element set. By the examples on this page we have $P(4, 0) = 1$, $P(4, 1) = 4$, $P(4, 2) = 12$, $P(4, 3) = 24$, and $P(4, 4) = 24$.

What about, say, $P(4, 5)$? This is the number of 5-permutations of a 4-element set, that is, the number of non-repetitive length-5 lists that can be made from 4 symbols. There is no such list, so $P(4, 5) = 0$.

If $n > 0$, then $P(n, k)$ can be computed with the multiplication principle. In making a non-repetitive length- k list from n symbols we have n choices for the 1st entry, $n - 1$ for the 2nd, $n - 2$ for the 3rd, and $n - 3$ for the 4th.



Notice that the number of choices for the i th position is $n - i + 1$. For example, the 5th position has $n - 5 + 1 = n - 4$ choices. Continuing in this pattern, the last (k th) entry has $n - k + 1$ choices. Therefore

$$P(n, k) = n(n-1)(n-2)\cdots(n-k+1). \quad (3.2)$$

All together there are k factors in this product, so to compute $P(n, k)$ just perform $n(n-1)(n-2)(n-3)\cdots$ until you've multiplied k numbers. Examples:

$$\begin{aligned} P(10, 1) &= 10 = 10 \\ P(10, 2) &= 10 \cdot 9 = 90 \\ P(10, 3) &= 10 \cdot 9 \cdot 8 = 720 \\ P(10, 4) &= 10 \cdot 9 \cdot 8 \cdot 7 = 5040 \\ &\vdots \quad \quad \quad \vdots \\ P(10, 10) &= 10 \cdot 9 \cdot 8 \cdot 7 \cdot 6 \cdot 5 \cdot 4 \cdot 3 \cdot 2 \cdot 1 = 3,628,800 \\ P(10, 11) &= 10 \cdot 9 \cdot 8 \cdot 7 \cdot 6 \cdot 5 \cdot 4 \cdot 3 \cdot 2 \cdot 1 \cdot 0 = 0. \end{aligned}$$

Note $P(10, 11) = 0$, as the 11th factor in the product is 0. This makes sense because $P(10, 11)$ is the number of non-repetitive length-11 lists made from just 10 symbols. There are no such lists, so $P(10, 11) = 0$ is right. In fact you can check that Equation (3.2) gives $P(n, k) = 0$ whenever $k > n$.

Also notice above that $P(10, 10) = 10!$. In general $P(n, n) = n!$.

We now derive another formula for $P(n, k)$, one that works for $0 \leq k \leq n$. Using Equation (3.2) with cancellation and the definition of a factorial,

$$\begin{aligned} P(n, k) &= n(n-1)(n-2)\cdots(n-k+1) \\ &= \frac{n(n-1)(n-2)\cdots(n-k+1)(n-k)(n-k-1)\cdots 3 \cdot 2 \cdot 1}{(n-k)(n-k-1)\cdots 3 \cdot 2 \cdot 1} = \frac{n!}{(n-k)!}. \end{aligned}$$

To illustrate, let's find $P(8, 5)$ in two ways. Equation (3.2) says $P(8, 5) = 8 \cdot 7 \cdot 6 \cdot 5 \cdot 4 = 6720$. By the above formula, $P(8, 5) = \frac{8!}{(8-5)!} = \frac{8!}{3!} = \frac{40,320}{6} = 6720$.

We summarize these ideas in the following definition and fact.

Fact 3.4 A **k -permutation** of an n -element set is a non-repetitive length- k list made from elements of the set. Informally we think of a k -permutation as an arrangement of k of the set's elements in a row.

The number of k -permutations of an n -element set is denoted $P(n, k)$, and

$$P(n, k) = n(n-1)(n-2)\cdots(n-k+1).$$

If $0 \leq k \leq n$, then $P(n, k) = n(n-1)(n-2)\cdots(n-k+1) = \frac{n!}{(n-k)!}$.

Notice that $P(n, 0) = \frac{n!}{(n-0)!} = \frac{n!}{n!} = 1$, which makes sense because only one list of length 0 can be made from n symbols, namely the empty list. Also $P(0, 0) = \frac{0!}{(0-0)!} = \frac{0!}{0!} = \frac{1}{1} = 1$, which is to be expected because there is only one list of length 0 that can be made with 0 symbols, again the empty list.

Example 3.9 Ten contestants run a marathon. All finish, and there are no ties. How many different possible rankings are there for first-, second- and third-place?

Solution: Call the contestants $A, B, C, D, E, F, G, H, I$ and J . A ranking of winners can be regarded as a 3-permutation of the set of 10 contestants. For example, ECH means E in first-place, C in second-place and H in third. Thus there are $P(10, 3) = 10 \cdot 9 \cdot 8 = 720$ possible rankings.

Example 3.10 You deal five cards off of a standard 52-card deck, and line them up in a row. How many such lineups are there that either consist of all red cards, or all clubs?

Solution: There are 26 red cards. The number of ways to line up five of them is $P(26, 5) = 26 \cdot 25 \cdot 24 \cdot 23 \cdot 22 = 7,893,600$.

There are 13 club cards (which are black). The number of ways to line up five of them is $P(13, 5) = 13 \cdot 12 \cdot 11 \cdot 10 \cdot 9 = 154,440$.

By the addition principle, the answer to our question is that there are $P(26, 5) + P(13, 5) = 8,048,040$ lineups that are either all red cards, or all club cards.

Notice that we do not need to use the notation $P(n, k)$ to solve the problems on this page. Straightforward applications of the multiplication and addition principles would suffice. However, the $P(n, k)$ notation often proves to be a convenient shorthand.

Exercises for Section 3.4

1. What is the smallest n for which $n!$ has more than 10 digits?
 2. For which values of n does $n!$ have n or fewer digits?
 3. How many 5-digit positive integers are there in which there are no repeated digits and all digits are odd?
 4. Using only pencil and paper, find the value of $\frac{100!}{95!}$.
 5. Using only pencil and paper, find the value of $\frac{120!}{118!}$.
 6. There are two 0's at the end of $10! = 3,628,800$. Using only pencil and paper, determine how many 0's are at the end of the number $100!$.
 7. Find how many 9-digit numbers can be made from the digits 1, 2, 3, 4, 5, 6, 7, 8, 9 if repetition is not allowed and all the odd digits occur first (on the left) followed by all the even digits (i.e., as in 137598264, but not 123456789).
 8. Compute how many 7-digit numbers can be made from the digits 1, 2, 3, 4, 5, 6, 7 if there is no repetition and the odd digits must appear in an unbroken sequence. (Examples: 3571264 or 2413576 or 2467531, etc., but **not** 7234615.)
 9. How many permutations of the letters A, B, C, D, E, F, G are there in which the three letters ABC appear consecutively, in alphabetical order?
 10. How many permutations of the digits 0, 1, 2, 3, 4, 5, 6, 7, 8, 9 are there in which the digits alternate even and odd? (For example, 2183470965.)
 11. You deal 7 cards off of a 52-card deck and line them up in a row. How many possible lineups are there in which not all cards are red?
 12. You deal 7 cards off of a 52-card deck and line them up in a row. How many possible lineups are there in which no card is a club?
 13. How many lists of length six (with no repetition) can be made from the 26 letters of the English alphabet?
 14. Five of ten books are arranged on a shelf. In how many ways can this be done?
 15. In a club of 15 people, we need to choose a president, vice-president, secretary, and treasurer. In how many ways can this be done?
 16. How many 4-permutations are there of the set $\{A, B, C, D, E, F\}$ if whenever A appears in the permutation, it is followed by E ?
 17. Three people in a group of ten line up at a ticket counter to buy tickets. How many lineups are possible?
 18. There is a very interesting function $\Gamma : [0, \infty) \rightarrow \mathbb{R}$ called the **gamma function**. It is defined as $\Gamma(x) = \int_0^\infty t^{x-1} e^{-t} dt$. It has the remarkable property that if $x \in \mathbb{N}$, then $\Gamma(x) = (x-1)!$. Check that this is true for $x = 1, 2, 3, 4$.
Notice that this function provides a way of extending factorials to numbers other than integers. Since $\Gamma(n) = (n-1)!$ for all $n \in \mathbb{N}$, we have the formula $n! = \Gamma(n+1)$. But Γ can be evaluated at any number in $[0, \infty)$, not just at integers, so we have a formula for $n!$ for any real number $n \in [0, \infty)$. Extra credit: Compute $\pi!$.
-

3.5 Counting Subsets

The previous section dealt with counting lists made by selecting k entries from a set of n elements. We turn now to a related question: How many *subsets* can be made by selecting k elements from a set with n elements?

To see the difference between these two problems, take $A = \{a, b, c, d, e\}$. Consider the non-repetitive lists made from selecting two elements from A . Fact 3.4 says there are $P(5, 2) = 5 \cdot 4 = 20$ such lists, namely

$(a, b), (a, c), (a, d), (a, e), (b, c), (b, d), (b, e), (c, d), (c, e), (d, e),$
 $(b, a), (c, a), (d, a), (e, a), (c, b), (d, b), (e, b), (d, c), (e, c), (e, d).$

But there are only ten 2-element *subsets* of A . They are

$\{a, b\}, \{a, c\}, \{a, d\}, \{a, e\}, \{b, c\}, \{b, d\}, \{b, e\}, \{c, d\}, \{c, e\}, \{d, e\}.$

The reason that there are more lists than subsets is that changing the order of the entries of a list produces a different list, but changing the order of the elements of a set does not change the set. Using elements $a, b \in A$, we can make two lists (a, b) and (b, a) , but only one subset $\{a, b\}$.

This section is concerned with counting subsets, not lists. As noted above, the basic question is this: How many subsets can be made by choosing k elements from an n -element set? We begin with some notation that gives a name to the answer to this question.

Definition 3.2 If n and k are integers, then $\binom{n}{k}$ denotes the number of subsets that can be made by choosing k elements from an n -element set. We read $\binom{n}{k}$ as “ n choose k .” (Some textbooks write $C(n, k)$ instead of $\binom{n}{k}$.)

This is illustrated in the following table that tallies the k -element subsets of the 4-element set $A = \{a, b, c, d\}$, for various values of k .

k	k -element subsets of $A = \{a, b, c, d\}$	$\binom{4}{k}$
-1		$\binom{4}{-1} = 0$
0	\emptyset	$\binom{4}{0} = 1$
1	$\{a\}, \{b\}, \{c\}, \{d\}$	$\binom{4}{1} = 4$
2	$\{a, b\}, \{a, c\}, \{a, d\}, \{b, c\}, \{b, d\}, \{c, d\}$	$\binom{4}{2} = 6$
3	$\{a, b, c\}, \{a, b, d\}, \{a, c, d\}, \{b, c, d\}$	$\binom{4}{3} = 4$
4	$\{a, b, c, d\}$	$\binom{4}{4} = 1$
5		$\binom{4}{5} = 0$

The values of k appear in the far-left column of the table. To the right of each k are all of the subsets (if any) of A of size k . For example, when $k = 1$, set A has four subsets of size k , namely $\{a\}$, $\{b\}$, $\{c\}$ and $\{d\}$. Therefore $\binom{4}{1} = 4$. When $k = 2$ there are six subsets of size k so $\binom{4}{2} = 6$.

When $k = 0$, there is only one subset of A that has cardinality k , namely the empty set, \emptyset . Therefore $\binom{4}{0} = 1$.

Notice that if k is negative or greater than $|A|$, then A has no subsets of cardinality k , so $\binom{4}{k} = 0$ in these cases. In general $\binom{n}{k} = 0$ whenever $k < 0$ or $k > n$. In particular this means $\binom{n}{k} = 0$ if n is negative.

Although it was not hard to work out the values of $\binom{4}{k}$ by writing out subsets in the above table, this method of actually listing sets would not be practical for computing $\binom{n}{k}$ when n and k are large. We need a formula. To find one, we will now carefully work out the value of $\binom{5}{3}$ in a way that highlights a pattern that points the way to a formula for any $\binom{n}{k}$.

To begin, note that $\binom{5}{3}$ is the number of 3-element subsets of $\{a, b, c, d, e\}$. These are listed in the top row of the table below, where we see $\binom{5}{3} = 10$. The column under each subset tallies the $3! = 6$ permutations of that subset. The first subset $\{a, b, c\}$ has $3! = 6$ permutations; these are listed below it. The second column tallies the permutations of $\{a, b, d\}$, and so on.

		← $\binom{5}{3}$ →									
		$\{a, b, c\}$ $\{a, b, d\}$ $\{a, b, e\}$ $\{a, c, d\}$ $\{a, c, e\}$ $\{a, d, e\}$ $\{b, c, d\}$ $\{b, c, e\}$ $\{b, d, e\}$ $\{c, d, e\}$									
↑	3!	abc	abd	abe	acd	ace	ade	bcd	bce	bde	cde
		acb	adb	aeb	adc	aec	aed	bdc	bec	bed	ced
		bac	bad	bae	cad	cae	dae	cbd	cbe	dbe	dce
		bca	bda	bea	cda	cea	dea	cdb	ceb	deb	dec
		cba	dba	eba	dca	eca	eda	dcb	ecb	edb	edc
		cab	dab	eab	dac	eac	ead	dbc	ebc	ebd	ecd
↓											

The body of this table has $\binom{5}{3}$ columns and $3!$ rows, so it has a total of $3! \binom{5}{3}$ lists. But notice also that the table consists of every 3-permutation of $\{a, b, c, d, e\}$. Fact 3.4 says that there are $P(5, 3) = \frac{5!}{(5-3)!}$ such 3-permutations. Thus the total number of lists in the table can be written as either $3! \binom{5}{3}$ or $\frac{5!}{(5-3)!}$, which is to say $3! \binom{5}{3} = \frac{5!}{(5-3)!}$. Dividing both sides by $3!$ yields

$$\binom{5}{3} = \frac{5!}{3!(5-3)!}$$

Working this out, you will find that it does give the correct value of 10.

But there was nothing special about the values 5 and 3. We could do the above analysis for any $\binom{n}{k}$ instead of $\binom{5}{3}$. The table would have $\binom{n}{k}$ columns and $k!$ rows. We would get

$$\binom{n}{k} = \frac{n!}{k!(n-k)!}.$$

We have established the following fact, which holds for all $k, n \in \mathbb{Z}$.

Fact 3.5 If $0 \leq k \leq n$, then $\binom{n}{k} = \frac{n!}{k!(n-k)!}$. Otherwise $\binom{n}{k} = 0$.

Let's now use our new knowledge to work some exercises.

Example 3.11 How many size-4 subsets does $\{1, 2, 3, 4, 5, 6, 7, 8, 9\}$ have?

The answer is $\binom{9}{4} = \frac{9!}{4!(9-4)!} = \frac{9!}{4!5!} = \frac{9 \cdot 8 \cdot 7 \cdot 6 \cdot 5!}{4!5!} = \frac{9 \cdot 8 \cdot 7 \cdot 6}{4!} = \frac{9 \cdot 8 \cdot 7 \cdot 6}{24} = \mathbf{126}$.

Example 3.12 How many 5-element subsets of $A = \{1, 2, 3, 4, 5, 6, 7, 8, 9\}$ have exactly two even elements?

Solution: Making a 5-element subset of A with exactly two even elements is a 2-step process. First select two of the four even elements from A . There are $\binom{4}{2} = 6$ ways to do this. Next, there are $\binom{5}{3} = 10$ ways select three of the five odd elements of A . By the multiplication principle, there are $\binom{4}{2} \binom{5}{3} = 6 \cdot 10 = 60$ ways to select two even and three odd elements from A . So there are **60** 5-element subsets of A with exactly two even elements.

Example 3.13 A single 5-card hand is dealt off of a standard 52-card deck. How many different 5-card hands are possible?

Solution: Think of the deck as a set D of 52 cards. Then a 5-card hand is just a 5-element subset of D . There are many such subsets, such as

$$\left\{ \begin{array}{|c|} \hline 7 \\ \hline \spadesuit \\ \hline \end{array}, \begin{array}{|c|} \hline 2 \\ \hline \clubsuit \\ \hline \end{array}, \begin{array}{|c|} \hline 3 \\ \hline \heartsuit \\ \hline \end{array}, \begin{array}{|c|} \hline A \\ \hline \spadesuit \\ \hline \end{array}, \begin{array}{|c|} \hline 5 \\ \hline \diamondsuit \\ \hline \end{array} \right\}.$$

Thus the number of 5-card hands is the number of 5-element subsets of D , which is

$$\binom{52}{5} = \frac{52!}{5! \cdot 47!} = \frac{52 \cdot 51 \cdot 50 \cdot 49 \cdot 48 \cdot 47!}{5! \cdot 47!} = \frac{52 \cdot 51 \cdot 50 \cdot 49 \cdot 48}{5!} = 2,598,960.$$

Answer: There are **2,598,960** different five-card hands that can be dealt from a deck of 52 cards.

Example 3.14 This problem concerns 5-card hands that can be dealt off of a 52-card deck. How many such hands are there in which two of the cards are clubs and three are hearts?

Solution: Such a hand is described by a list of length two of the form

$$\left(\left\{ \begin{array}{|c|} \hline * \\ \hline \clubsuit \\ \hline \end{array}, \begin{array}{|c|} \hline * \\ \hline \clubsuit \\ \hline \end{array} \right\}, \left\{ \begin{array}{|c|} \hline * \\ \hline \heartsuit \\ \hline \end{array}, \begin{array}{|c|} \hline * \\ \hline \heartsuit \\ \hline \end{array}, \begin{array}{|c|} \hline * \\ \hline \heartsuit \\ \hline \end{array} \right\} \right),$$

where the first entry is a 2-element subset of the set of 13 club cards, and the second entry is a 3-element subset of the set of 13 heart cards. There are $\binom{13}{2}$ choices for the first entry and $\binom{13}{3}$ choices for the second, so by the multiplication principle there are $\binom{13}{2}\binom{13}{3} = \frac{13!}{2!11!} \frac{13!}{3!10!} = 22,308$ such lists. Thus there are **22,308** such 5-card hands.

Example 3.15 A lottery features a bucket of 36 balls numbered 1 through 36. Six balls will be drawn randomly. For \$1 you buy a ticket with six blanks: $\boxed{}\boxed{}\boxed{}\boxed{}\boxed{}\boxed{}$. You fill in the blanks with six different numbers between 1 and 36. You win \$1,000,000 if you chose the same numbers that are drawn, regardless of order. What are your chances of winning?

Solution: In filling out the ticket you are choosing six numbers from a set of 36 numbers. Thus there are $\binom{36}{6} = \frac{36!}{6!(36-6)!} = 1,947,792$ different combinations of numbers you might write. Only one of these will be a winner. **Your chances of winning are one in 1,947,792.**

Example 3.16 How many 7-digit binary strings (0010100, 1101011, etc.) have an odd number of 1's?

Solution: Let A be the set of all 7-digit binary strings with an odd number of 1's, so the answer will be $|A|$. To find $|A|$, we break A into smaller parts. Notice any string in A will have either one, three, five or seven 1's. Let A_1 be the set of 7-digit binary strings with only one 1. Let A_3 be the set of 7-digit binary strings with three 1's. Let A_5 be the set of 7-digit binary strings with five 1's, and let A_7 be the set of 7-digit binary strings with seven 1's. Then $A = A_1 \cup A_3 \cup A_5 \cup A_7$. Any two of the sets A_i have empty intersection, so the addition principle gives $|A| = |A_1| + |A_3| + |A_5| + |A_7|$.

Now we must compute the individual terms of this sum. Take A_3 , the set of 7-digit binary strings with three 1's. Such a string can be formed by selecting three out of seven positions for the 1's and putting 0's in the other spaces. Thus $|A_3| = \binom{7}{3}$. Similarly $|A_1| = \binom{7}{1}$, $|A_5| = \binom{7}{5}$, and $|A_7| = \binom{7}{7}$.

Answer: $|A| = |A_1| + |A_3| + |A_5| + |A_7| = \binom{7}{1} + \binom{7}{3} + \binom{7}{5} + \binom{7}{7} = 7 + 35 + 21 + 1 = 64$. There are **64** 7-digit binary strings with an odd number of 1's.

Exercises for Section 3.5

1. Suppose a set A has 37 elements. How many subsets of A have 10 elements? How many subsets have 30 elements? How many have 0 elements?
 2. Suppose A is a set for which $|A| = 100$. How many subsets of A have 5 elements? How many subsets have 10 elements? How many have 99 elements?
 3. A set X has exactly 56 subsets with 3 elements. What is the cardinality of X ?
 4. Suppose a set B has the property that $|\{X : X \in \mathcal{P}(B), |X| = 6\}| = 28$. Find $|B|$.
 5. How many 16-digit binary strings contain exactly seven 1's? (Examples of such strings include 0111000011110000 and 0011001100110010, etc.)
 6. $|\{X \in \mathcal{P}(\{0, 1, 2, 3, 4, 5, 6, 7, 8, 9\}) : |X| = 4\}| =$
 7. $|\{X \in \mathcal{P}(\{0, 1, 2, 3, 4, 5, 6, 7, 8, 9\}) : |X| < 4\}| =$
 8. This problem concerns lists made from the symbols $A, B, C, D, E, F, G, H, I$.
 - (a) How many length-5 lists can be made if there is no repetition and the list is in alphabetical order? (Example: $BDEFI$ or $ABCGH$, but not $BACGH$.)
 - (b) How many length-5 lists can be made if repetition is not allowed and the list is **not** in alphabetical order?
 9. This problem concerns lists of length 6 made from the letters A, B, C, D, E, F , without repetition. How many such lists have the property that the D occurs before the A ?
 10. A department consists of 5 men and 7 women. From this department you select a committee with 3 men and 2 women. In how many ways can you do this?
 11. How many positive 10-digit integers contain no 0's and exactly three 6's?
 12. Twenty-one people are to be divided into two teams, the Red Team and the Blue Team. There will be 10 people on Red Team and 11 people on Blue Team. In how many ways can this be done?
 13. Suppose $n, k \in \mathbb{Z}$, and $0 \leq k \leq n$. Use Fact 3.5, the formula $\binom{n}{k} = \frac{n!}{k!(n-k)!}$, to show that $\binom{n}{k} = \binom{n}{n-k}$.
 14. Suppose $n, k \in \mathbb{Z}$, and $0 \leq k \leq n$. Use Definition 3.2 alone (without using Fact 3.5) to show that $\binom{n}{k} = \binom{n}{n-k}$.
 15. How many 10-digit binary strings are there that do not have exactly four 1's?
 16. How many 6-element subsets of $A = \{0, 1, 2, 3, 4, 5, 6, 7, 8, 9\}$ have exactly three even elements? How many do not have exactly three even elements?
 17. How many 10-digit binary strings are there that have exactly four 1's or exactly five 1's? How many do not have exactly four 1's or exactly five 1's?
 18. How many 10-digit binary strings have an even number of 1's?
 19. A 5-card poker hand is called a *flush* if all cards are the same suit. How many different flushes are there?
-

3.6 Pascal's Triangle and the Binomial Theorem

There are some beautiful and significant patterns among the numbers $\binom{n}{k}$. We now investigate a pattern based on one equation in particular. It happens that

$$\binom{n+1}{k} = \binom{n}{k-1} + \binom{n}{k} \tag{3.3}$$

for any integers n and k with $1 \leq k \leq n$.

To see why this is true, notice that the left-hand side $\binom{n+1}{k}$ is the number of k -element subsets of the set $A = \{0, 1, 2, 3, \dots, n\}$, which has $n + 1$ elements. Such a subset either contains 0 or it does not. The $\binom{n}{k-1}$ on the right is the number of subsets of A that contain 0, because to make such a subset we can start with $\{0\}$ and append it an additional $k - 1$ numbers selected from $\{1, 2, 3, \dots, n\}$, and there are $\binom{n}{k-1}$ ways to do this. Also, the $\binom{n}{k}$ on the right is the number of subsets of A that **do not** contain 0, for it is the number of ways to select k elements from $\{1, 2, 3, \dots, n\}$. In light of all this, Equation (3.3) just states the obvious fact that the number of k -element subsets of A equals the number of k -element subsets that contain 0 plus the number of k -element subsets that do not contain 0.

Having seen why Equation (3.3) is true, we now highlight it by arranging the numbers $\binom{n}{k}$ in a triangular pattern. The left-hand side of Figure 3.3 shows the numbers $\binom{n}{k}$ arranged in a pyramid with $\binom{0}{0}$ at the apex, just above a row containing $\binom{1}{k}$ with $k = 0$ and $k = 1$. Below *this* is a row listing the values of $\binom{2}{k}$ for $k = 0, 1, 2$, and so on.




Figure 3.3. Pascal's triangle

Any number $\binom{n+1}{k}$ for $0 < k < n$ in this pyramid is just below and between the two numbers $\binom{n}{k-1}$ and $\binom{n}{k}$ in the previous row. But Equation (3.3) says $\binom{n+1}{k} = \binom{n}{k-1} + \binom{n}{k}$. Therefore any number (other than 1) in the pyramid is the sum of the two numbers immediately above it.

This pattern is especially evident on the right of Figure 3.3, where each $\binom{n}{k}$ is worked out. Notice how 21 is the sum of the numbers 6 and 15 above it. Similarly, 5 is the sum of the 1 and 4 above it and so on.

This arrangement is called **Pascal's triangle**, after Blaise Pascal, 1623–1662, a French philosopher and mathematician who discovered many of its properties. We've shown only the first eight rows, but the triangle extends downward forever. We can always add a new row at the bottom by placing a 1 at each end and obtaining each remaining number by adding the two numbers above its position. Doing this in Figure 3.3 (right) gives a new bottom row

$$1 \quad 8 \quad 28 \quad 56 \quad 70 \quad 56 \quad 28 \quad 8 \quad 1.$$

This row consists of the numbers $\binom{8}{k}$ for $0 \leq k \leq 8$, and we have computed them without the formula $\binom{8}{k} = \frac{8!}{k!(8-k)!}$. Any $\binom{n}{k}$ can be computed this way.

The very top row (containing only 1) of Pascal's triangle is called *Row 0*. Row 1 is the next down, followed by Row 2, then Row 3, etc. Thus Row n lists the numbers $\binom{n}{k}$ for $0 \leq k \leq n$. Exercises 3.5.13 and 3.5.14 established

$$\binom{n}{k} = \binom{n}{n-k}, \tag{3.4}$$

for each $0 \leq k \leq n$. In words, the k th entry of Row n of Pascal's triangle equals the $(n - k)$ th entry. This means that Pascal's triangle is symmetric with respect to the vertical line through its apex, as is evident in Figure 3.3.

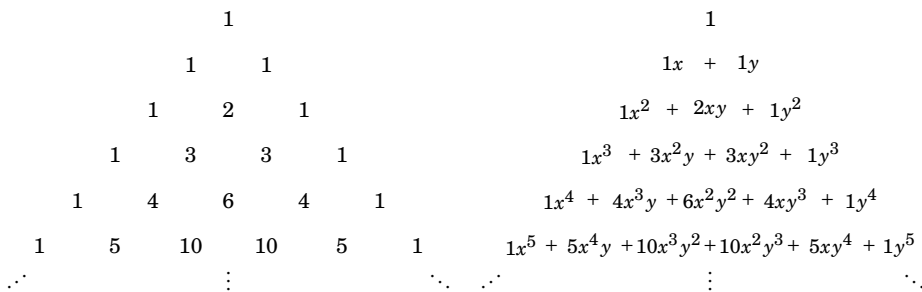


Figure 3.4. The n^{th} row of Pascal's triangle lists the coefficients of $(x + y)^n$

Notice that Row n appears to be a list of the coefficients of $(x + y)^n$. For example $(x + y)^2 = 1x^2 + 2xy + 1y^2$, and Row 2 lists the coefficients 1 2 1. Also $(x + y)^3 = 1x^3 + 3x^2y + 3xy^2 + 1y^3$, and Row 3 is 1 3 3 1. See Figure 3.4, which suggests that the numbers in Row n are the coefficients of $(x + y)^n$.

In fact this turns out to be true for every n . This fact is known as the **binomial theorem**, and it is worth mentioning here. It tells how to raise a binomial $x + y$ to a non-negative integer power n .

Theorem 3.1 (Binomial Theorem) If n is a non-negative integer, then $(x + y)^n = \binom{n}{0}x^n + \binom{n}{1}x^{n-1}y + \binom{n}{2}x^{n-2}y^2 + \binom{n}{3}x^{n-3}y^3 + \cdots + \binom{n}{n-1}xy^{n-1} + \binom{n}{n}y^n$.

For now we will be content to accept the binomial theorem without proof. (You will be asked to prove it in an exercise in Chapter 10.) You may find it useful from time to time. For instance, you can use it if you ever need to expand an expression such as $(x + y)^7$. To do this, look at Row 7 of Pascal's triangle in Figure 3.3 and apply the binomial theorem to get

$$(x + y)^7 = x^7 + 7x^6y + 21x^5y^2 + 35x^4y^3 + 35x^3y^4 + 21x^2y^5 + 7xy^6 + y^7.$$

For another example,

$$\begin{aligned} (2a - b)^4 &= ((2a) + (-b))^4 \\ &= (2a)^4 + 4(2a)^3(-b) + 6(2a)^2(-b)^2 + 4(2a)(-b)^3 + (-b)^4 \\ &= 16a^4 - 32a^3b + 24a^2b^2 - 8ab^3 + b^4. \end{aligned}$$

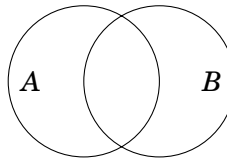
Exercises for Section 3.6

- Write out Row 11 of Pascal's triangle.
- Use the binomial theorem to find the coefficient of x^8y^5 in $(x + y)^{13}$.
- Use the binomial theorem to find the coefficient of x^8 in $(x + 2)^{13}$.
- Use the binomial theorem to find the coefficient of x^6y^3 in $(3x - 2y)^9$.
- Use the binomial theorem to show $\sum_{k=0}^n \binom{n}{k} = 2^n$.
- Use Definition 3.2 (page 85) and Fact 1.3 (page 13) to show $\sum_{k=0}^n \binom{n}{k} = 2^n$.
- Use the binomial theorem to show $\sum_{k=0}^n 3^k \binom{n}{k} = 4^n$.
- Use Fact 3.5 (page 87) to derive Equation 3.3 (page 90).
- Use the binomial theorem to show $\binom{n}{0} - \binom{n}{1} + \binom{n}{2} - \binom{n}{3} + \binom{n}{4} - \cdots + (-1)^n \binom{n}{n} = 0$, for $n > 0$.
- Show that the formula $k \binom{n}{k} = n \binom{n-1}{k-1}$ is true for all integers n, k with $0 \leq k \leq n$.
- Use the binomial theorem to show $9^n = \sum_{k=0}^n (-1)^k \binom{n}{k} 10^{n-k}$.
- Show that $\binom{n}{k} \binom{k}{m} = \binom{n}{m} \binom{n-m}{k-m}$.
- Show that $\binom{n}{3} = \binom{2}{2} + \binom{3}{2} + \binom{4}{2} + \binom{5}{2} + \cdots + \binom{n-1}{2}$.
- The first five rows of Pascal's triangle appear in the digits of powers of 11: $11^0 = 1$, $11^1 = 11$, $11^2 = 121$, $11^3 = 1331$ and $11^4 = 14641$. Why is this so? Why does the pattern not continue with 11^5 ?

3.7 The Inclusion-Exclusion Principle

Many counting problems involve computing the cardinality of a union $A \cup B$ of two finite sets. We examine this kind of problem now.

First we develop a formula for $|A \cup B|$. It is tempting to say that $|A \cup B|$ must equal $|A| + |B|$, but that is not quite right. If we count the elements of A and then count the elements of B and add the two figures together, we get $|A| + |B|$. But if A and B have some elements in common, then we have counted each element in $A \cap B$ *twice*.



Therefore $|A| + |B|$ exceeds $|A \cup B|$ by $|A \cap B|$, and consequently $|A \cup B| = |A| + |B| - |A \cap B|$. This can be a useful equation.

Fact 3.6 Inclusion-Exclusion Formula

If A and B are finite sets, then $|A \cup B| = |A| + |B| - |A \cap B|$.

Notice that the sets A , B and $A \cap B$ are all generally smaller than $A \cup B$, so Fact 3.6 has the potential of reducing the problem of determining $|A \cup B|$ to three simpler counting problems. It is called the *inclusion-exclusion* formula because elements in $A \cap B$ are included (twice) in $|A| + |B|$, then excluded when $|A \cap B|$ is subtracted. Notice that if $A \cap B = \emptyset$, then we do in fact get $|A \cup B| = |A| + |B|$. (This is an instance of the addition principle!) Conversely, if $|A \cup B| = |A| + |B|$, then it must be that $A \cap B = \emptyset$.

Example 3.17 A 3-card hand is dealt off of a standard 52-card deck. How many different such hands are there for which all three cards are red or all three cards are face cards?

Solution: Let A be the set of 3-card hands where all three cards are red (i.e., either \heartsuit or \diamondsuit). Let B be the set of 3-card hands in which all three cards are face cards (i.e., J, K or Q of any suit). These sets are illustrated below.

$$A = \left\{ \left\{ \begin{array}{|c|} \hline 5 \\ \hline \heartsuit \end{array}, \begin{array}{|c|} \hline K \\ \hline \diamondsuit \end{array}, \begin{array}{|c|} \hline 2 \\ \hline \heartsuit \end{array} \right\}, \left\{ \begin{array}{|c|} \hline K \\ \hline \heartsuit \end{array}, \begin{array}{|c|} \hline J \\ \hline \heartsuit \end{array}, \begin{array}{|c|} \hline Q \\ \hline \heartsuit \end{array} \right\}, \left\{ \begin{array}{|c|} \hline A \\ \hline \diamondsuit \end{array}, \begin{array}{|c|} \hline 6 \\ \hline \diamondsuit \end{array}, \begin{array}{|c|} \hline 6 \\ \hline \heartsuit \end{array} \right\}, \dots \right\} \quad (\text{Red cards})$$

$$B = \left\{ \left\{ \begin{array}{|c|} \hline K \\ \hline \spadesuit \end{array}, \begin{array}{|c|} \hline K \\ \hline \diamondsuit \end{array}, \begin{array}{|c|} \hline J \\ \hline \clubsuit \end{array} \right\}, \left\{ \begin{array}{|c|} \hline K \\ \hline \heartsuit \end{array}, \begin{array}{|c|} \hline J \\ \hline \heartsuit \end{array}, \begin{array}{|c|} \hline Q \\ \hline \heartsuit \end{array} \right\}, \left\{ \begin{array}{|c|} \hline Q \\ \hline \diamondsuit \end{array}, \begin{array}{|c|} \hline Q \\ \hline \clubsuit \end{array}, \begin{array}{|c|} \hline Q \\ \hline \heartsuit \end{array} \right\}, \dots \right\} \quad (\text{Face cards})$$

We seek the number of 3-card hands that are all red or all face cards, and this number is $|A \cup B|$. By Fact 3.6, $|A \cup B| = |A| + |B| - |A \cap B|$. Let's examine $|A|$, $|B|$ and $|A \cap B|$ separately. Any hand in A is formed by selecting three cards from the 26 red cards in the deck, so $|A| = \binom{26}{3}$. Similarly, any hand in B is formed by selecting three cards from the 12 face cards in the deck, so $|B| = \binom{12}{3}$. Now think about $A \cap B$. It contains all the 3-card hands made up of cards that are red face cards.

$$A \cap B = \left\{ \left\{ \begin{array}{|c|} \hline K \\ \hline \heartsuit \\ \hline \end{array}, \begin{array}{|c|} \hline K \\ \hline \diamondsuit \\ \hline \end{array}, \begin{array}{|c|} \hline J \\ \hline \heartsuit \\ \hline \end{array} \right\}, \left\{ \begin{array}{|c|} \hline K \\ \hline \heartsuit \\ \hline \end{array}, \begin{array}{|c|} \hline J \\ \hline \heartsuit \\ \hline \end{array}, \begin{array}{|c|} \hline Q \\ \hline \heartsuit \\ \hline \end{array} \right\}, \left\{ \begin{array}{|c|} \hline Q \\ \hline \diamondsuit \\ \hline \end{array}, \begin{array}{|c|} \hline J \\ \hline \diamondsuit \\ \hline \end{array}, \begin{array}{|c|} \hline Q \\ \hline \heartsuit \\ \hline \end{array} \right\}, \dots \right\} \quad \text{(Red face cards)}$$

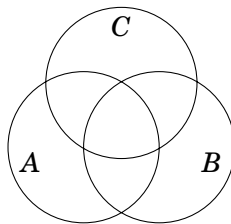
The deck has only 6 red face cards, so $|A \cap B| = \binom{6}{3}$.

Now we can answer our question. The number of 3-card hands that are all red or all face cards is $|A \cup B| = |A| + |B| - |A \cap B| = \binom{26}{3} + \binom{12}{3} - \binom{6}{3} = 2600 + 220 - 20 = \mathbf{2800}$.

Example 3.18 A 3-card hand is dealt off of a standard 52-card deck. How many different such hands are there for which it is **not** the case that all 3 cards are red or all three cards are face cards?

Solution: We will use the subtraction principle combined with our answer to Example 3.17, above. The total number of 3-card hands is $\binom{52}{3} = \frac{52!}{3!(52-3)!} = \frac{52!}{3!49!} = \frac{52 \cdot 51 \cdot 50}{3!} = 26 \cdot 17 \cdot 50 = 22,100$. To get our answer, we must subtract from this the number of 3-card hands that are all red or all face cards, that is, we must subtract the answer from Example 3.17. Thus the answer to our question is $22,100 - 2800 = \mathbf{19,300}$.

There is an analogue of Fact 3.6 that involves three sets. Consider three sets A , B and C , as represented in the following Venn Diagram.



Using the same kind of reasoning that resulted in Fact 3.6, you can convince yourself that

$$|A \cup B \cup C| = |A| + |B| + |C| - |A \cap B| - |A \cap C| - |B \cap C| + |A \cap B \cap C|. \quad (3.5)$$

There's probably not much harm in ignoring this one for now, but if you find this kind of thing intriguing you should definitely take a course in combinatorics. (Ask your instructor!)

Exercises for Section 3.7

1. At a certain university 523 of the seniors are history majors or math majors (or both). There are 100 senior math majors, and 33 seniors are majoring in both history and math. How many seniors are majoring in history?
 2. How many 4-digit positive integers are there for which there are no repeated digits, or for which there may be repeated digits, but all digits are odd?
 3. How many 4-digit positive integers are there that are even or contain no 0's?
 4. This problem involves lists made from the letters T, H, E, O, R, Y , with repetition allowed.
 - (a) How many 4-letter lists are there that don't begin with T , or don't end in Y ?
 - (b) How many 4-letter lists are there in which the sequence of letters T, H, E appears consecutively (in that order)?
 - (c) How many 6-letter lists are there in which the sequence of letters T, H, E appears consecutively (in that order)?
 5. How many 7-digit binary strings begin in 1 or end in 1 or have exactly four 1's?
 6. Is the following statement true or false? Explain. If $A_1 \cap A_2 \cap A_3 = \emptyset$, then $|A_1 \cup A_2 \cup A_3| = |A_1| + |A_2| + |A_3|$.
 7. Consider 4-card hands dealt off of a standard 52-card deck. How many hands are there for which all 4 cards are of the same suit or all 4 cards are red?
 8. Consider 4-card hands dealt off of a standard 52-card deck. How many hands are there for which all 4 cards are of different suits or all 4 cards are red?
 9. A 4-letter list is made from the letters L, I, S, T, E, D according to the following rule: Repetition is allowed, and the first two letters on the list are vowels or the list ends in D . How many such lists are possible?
 10. How many 6-digit numbers are even or are divisible by 5?
 11. How many 7-digit numbers are even or have exactly three digits equal to 0?
 12. How many 5-digit numbers are there in which three of the digits are 7, or two of the digits are 2?
 13. How many 8-digit binary strings end in 1 or have exactly four 1's?
 14. How many 3-card hands (from a standard 52-card deck) have the property that it is **not** the case that all cards are black or all cards are of the same suit?
 15. How many 10-digit binary strings begin in 1 or end in 1?
-

3.8 Counting Multisets

You have in your pocket four pennies, two nickels, a dime and two quarters. You might be tempted to regard this collection as a set

$$\{1, 1, 1, 1, 5, 5, 10, 25, 25\}.$$

But this is not a valid model of your collection of change, because a set cannot have repeated elements. To overcome this difficulty, we make a new construction called a **multiset**. A multiset is like a set, except that elements can be repeated. We will use square brackets $[]$ instead of braces $\{ \}$ to denote multisets. For example, your multiset of change is

$$[1, 1, 1, 1, 5, 5, 10, 25, 25].$$

A multiset is a hybrid of a set and a list; in a multiset, elements can be repeated, but order does not matter. For instance

$$\begin{aligned} [1, 1, 1, 1, 5, 5, 10, 25, 25] &= [25, 5, 1, 1, 10, 1, 1, 5, 25] \\ &= [25, 10, 25, 1, 5, 1, 5, 1, 1]. \end{aligned}$$

Given a multiset A , its **cardinality** $|A|$ is the number of elements it has, including repetition. So if $A = [1, 1, 1, 1, 5, 5, 10, 25, 25]$, then $|A| = 9$. The **multiplicity** of an element $x \in A$ is the number of times that x appears, so $1 \in A$ has multiplicity 4, while 5 and 25 each have multiplicity 2, and 10 has multiplicity 1. Notice that every set can be regarded as a multiset for which each element has multiplicity 1. In this sense we can think of $\emptyset = \{ \} = []$ as the multiset that has no elements.

To illustrate the idea of multisets, consider the multisets of cardinality 2 that can be made from the symbols $\{a, b, c, d\}$. They are

$$[a, a] \quad [a, b] \quad [a, c] \quad [a, d] \quad [b, b] \quad [b, c] \quad [b, d] \quad [c, c] \quad [c, d] \quad [d, d].$$

We have listed them so that the letters in each multiset are in alphabetical order (remember, we can order the elements of a multiset in any way we choose), and the 10 multisets are arranged in dictionary order.

For multisets of cardinality 3 made from $\{a, b, c, d\}$, we have

$$\begin{array}{cccccc} [a, a, a] & [a, a, b] & [a, a, c] & [a, a, d] & [a, b, b] \\ [a, b, c] & [a, b, d] & [a, c, c] & [a, c, d] & [a, d, d] \\ [b, b, b] & [b, b, c] & [b, b, d] & [b, c, c] & [b, c, d] \\ [b, d, d] & [c, c, c] & [c, c, d] & [c, d, d] & [d, d, d]. \end{array}$$

Though $X = \{a, b, c, d\}$ has no *subsets* of cardinality 5, there are many *multisets* of cardinality 5 made from these elements, including $[a, a, a, a, a]$, $[a, a, b, c, d]$ and $[b, c, c, d, d]$, and so on. Exactly how many are there?

This is the first question about multisets that we shall tackle: Given a finite set X , how many cardinality- k multisets can be made from X ?

Let's start by counting the cardinality-5 multisets made from symbols $X = \{a, b, c, d\}$. (Our approach will lead to a general formula.) We know we can write any such multiset with its letters in alphabetical order. Tweaking the notation slightly, we could write any such multiset with bars separating the groupings of a, b, c, d , as shown in the table below. Notice that if a symbol does not appear in the multiset, we still write the bar that would have separated it from the others.

Multiset	with separating bars	encoding
$[a, a, b, c, d]$	$aa b c d$	$* * * * *$
$[a, b, b, c, d]$	$a bb c d$	$* * * * *$
$[a, b, c, c, d]$	$a b cc d$	$* * * * *$
$[a, a, c, c, d]$	$aa cc d$	$* * * * *$
$[b, b, d, d, d]$	$ bb ddd$	$ * * * * *$
$[a, a, a, a, a]$	$aaaaa $	$* * * * * $

This suggests that we can encode the multisets as lists made from the two symbols $*$ and $|$, with an $*$ for each element of the multiset, as follows.

$$\begin{array}{cccc}
 * \text{ for each } a & * \text{ for each } b & * \text{ for each } c & * \text{ for each } d \\
 \underbrace{* \dots *}_k & | \underbrace{* \dots *}_k & | \underbrace{* \dots *}_k & | \underbrace{* \dots *}_k
 \end{array}$$

For examples see the right-hand column of the table. Any such encoding is a list made from 5 stars and 3 bars, so the list has a total of 8 entries. How many such lists are there? We can form such a list by choosing 3 of the 8 positions for the bars, and filling the remaining three positions with stars. Therefore the number of such lists is $\binom{8}{3} = \frac{8!}{3!5!} = 56$.

That is our answer. **There are 56 cardinality-5 multisets** that can be made from the symbols in $X = \{a, b, c, d\}$.

If we wanted to count the cardinality-3 multisets made from X , then the exact same reasoning would apply, but with 3 stars instead of 5. We'd be counting the length-6 lists with 3 stars and 3 bars. There are $\binom{6}{3} = \frac{6!}{3!3!} = 20$ such lists. So there are 20 cardinality-3 multisets made from $X = \{a, b, c, d\}$. This agrees with our accounting on the previous page.

In general, given a set $X = \{x_1, x_2, \dots, x_n\}$ of n elements, any cardinality- k multiset made from its elements can be encoded in a star-and-bar list

$$\overbrace{*\ * \ * \ * \ *}^{* \text{ for each } x_1} \mid \overbrace{*\ * \ * \ * \ *}^{* \text{ for each } x_2} \mid \overbrace{*\ * \ * \ * \ *}^{* \text{ for each } x_3} \mid \dots \dots \mid \overbrace{*\ * \ * \ * \ *}^{* \text{ for each } x_n}.$$

Such a list has k stars (one for each element of the multiset) and $n - 1$ separating bars (a bar between each of the n groupings of stars). Therefore its length is $k + n - 1$. We can make such a list by selecting $n - 1$ list positions out of $k + n - 1$ positions for the bars and inserting stars in the left-over positions. Thus there are $\binom{k+n-1}{n-1}$ such lists. Alternatively we could choose k positions for the stars and fill in the remaining $n - k$ with bars, so there are $\binom{k+n-1}{k}$ such lists. Note that $\binom{k+n-1}{k} = \binom{k+n-1}{n-1}$ by Equation (3.4) on page 91.

Let's summarize our reckoning.

Fact 3.7 The number of k -element multisets that can be made from the elements of an n -element set $X = \{x_1, x_2, \dots, x_n\}$ is

$$\binom{k+n-1}{k} = \binom{k+n-1}{n-1}.$$

This works because any cardinality- k multiset made from the n elements of X can be encoded in a star-and-bar list of length $k + n - 1$, having form

$$\overbrace{*\ * \ * \ * \ *}^{* \text{ for each } x_1} \mid \overbrace{*\ * \ * \ * \ *}^{* \text{ for each } x_2} \mid \overbrace{*\ * \ * \ * \ *}^{* \text{ for each } x_3} \mid \dots \dots \mid \overbrace{*\ * \ * \ * \ *}^{* \text{ for each } x_n}$$

with k stars and $n - 1$ bars separating the n groupings of stars. Such a list can be made by selecting $n - 1$ positions for the bars, and filling the remaining positions with stars, and there are $\binom{k+n-1}{n-1}$ ways to do this.

For example, the number of 2-element multisets that can be made from the 4-element set $X = \{a, b, c, d\}$ is $\binom{2+4-1}{2} = \binom{5}{2} = 10$. This agrees with our accounting of them on page 96. The number of 3-element multisets that can be made from the elements of X is $\binom{3+4-1}{3} = \binom{6}{3} = 20$. Again this agrees with our list of them on page 96.

The number of 1-element multisets made from X is $\binom{1+4-1}{1} = \binom{4}{1} = 4$. Indeed, the four multisets are $[a], [b], [c]$ and $[d]$. The number of 0-element multisets made from X is $\binom{0+4-1}{0} = \binom{3}{0} = 1$. This is right, because there is only one such multiset, namely \emptyset .

Example 3.19 A bag contains 20 identical red marbles, 20 identical green marbles, and 20 identical blue marbles. You reach in and grab 20 marbles. There are many possible outcomes. You could have 11 reds, 4 greens and 5 blues. Or you could have 20 reds, 0 greens and 0 blues, etc. All together, how many outcomes are possible?

Solution: Each outcome can be thought of as a 20-element multiset made from the elements of the 3-element set $X = \{R, G, B\}$. For example, 11 reds, 4 greens and 5 blues would correspond to the multiset

$$[R, R, R, R, R, R, R, R, R, R, R, R, G, G, G, G, B, B, B, B, B].$$

The outcome consisting of 10 reds and 10 blues corresponds to the multiset

$$[R, R, R, R, R, R, R, R, R, R, B, B, B, B, B, B, B, B, B, B].$$

Thus the total number of outcomes is the number of 20-element multisets made from the elements of the 3-element set $X = \{R, G, B\}$. By Fact 3.7, the answer is $\binom{20+3-1}{20} = \binom{22}{20} = 231$ possible outcomes.

Rather than remembering the formula in Fact 3.7, it is probably best to work out a new stars-and-bars model as needed. This is because it is often easy to see how a particular problem can be modeled with stars and bars, and once they have been set up, the formula in Fact 3.7 falls out automatically.

For instance, we could solve Example 3.19 by noting that each outcome has a star-and-bar encoding using 20 stars and 2 bars. (The outcome $[R, R, R, R, R, R, R, R, R, R, R, G, G, G, G, B, B, B, B, B]$ can be encoded in stars and bars as $*****|*****|*****$, etc.) We can form such a list by choosing 2 out of 22 slots for bars and filling the remaining 20 slots with stars. There are $\binom{22}{2} = 231$ ways of doing this.

Our next example involves counting the number of *non-negative integer solutions* of the equation $w + x + y + z = 20$. By a *non-negative integer solution* to the equation, we mean an assignment of non-negative integers to the variables that makes the equation true. For example, one solution is $w = 7, x = 3, y = 5, z = 5$. We can write this solution compactly as $(w, x, y, z) = (7, 3, 5, 5)$. Two other solutions are $(w, x, y, z) = (1, 3, 1, 15)$ and $(w, x, y, z) = (0, 20, 0, 0)$. We would not include $(w, x, y, z) = (1, -1, 10, 10)$ as a solution because even though it satisfies the equation, the value of x is negative. How many solutions are there all together? The next example presents a way of solving this type of question.

Example 3.20 How many non-negative integer solutions does the equation $w + x + y + z = 20$ have?

Solution: We can model a solution with stars and bars. For example, encode the solution $(w, x, y, z) = (3, 4, 5, 8)$ as

$$\overbrace{***}^3 \mid \overbrace{****}^4 \mid \overbrace{*****}^5 \mid \overbrace{*****}^8.$$

In general, any solution $(w, x, y, z) = (a, b, c, d)$ gets encoded as

$$\overbrace{***\dots*}^{a \text{ stars}} \mid \overbrace{***\dots*}^{b \text{ stars}} \mid \overbrace{***\dots*}^{c \text{ stars}} \mid \overbrace{***\dots*}^{d \text{ stars}},$$

where all together there are 20 stars and 3 bars. So, for instance the solution $(w, x, y, z) = (0, 0, 10, 10)$ gets encoded as $||*****|*****$, and the solution $(w, x, y, z) = (7, 3, 5, 5)$ is encoded as $*****|***|*****|*****$. Thus we can describe any non-negative integer solution to the equation as a list of length $20 + 3 = 23$ that has 20 stars and 3 bars. We can make any such list by choosing 3 out of 23 spots for the bars, and filling the remaining 20 spots with stars. The number of ways to do this is $\binom{23}{3} = \frac{23!}{3!20!} = \frac{23 \cdot 22 \cdot 21}{3 \cdot 2} = 23 \cdot 11 \cdot 7 = 1771$. Thus there are **1771** non-negative integer solutions of $w + x + y + z = 20$.

For another approach to this example, model solutions of $w + x + y + z = 20$ as 20-element multisets made from the elements of $\{w, x, y, z\}$. For example, solution $(5, 5, 4, 6)$ corresponds to $[w, w, w, w, w, x, x, x, x, x, y, y, y, y, z, z, z, z, z, z]$. By Fact 3.7, there are $\binom{20+4-1}{20} = \binom{23}{20} = 1771$ such multisets, so this is the number of solutions to $w + x + y + z = 20$.

Example 3.21 This problem concerns the lists (w, x, y, z) of integers with the property that $0 \leq w \leq x \leq y \leq z \leq 10$. That is, each entry is an integer between 0 and 10, and the entries are ordered from smallest to largest. For example, $(0, 3, 3, 7)$, $(1, 1, 1, 1)$ and $(2, 3, 6, 9)$ have this property, but $(2, 3, 6, 4)$ does not. How many such lists are there?

Solution: We can encode such a list with 10 stars and 4 bars, where w is the number of stars to the left of the first bar, x is the number of stars to the left of the second bar, y is the number of stars to the left of the third bar, and z is the number of stars to the left of the fourth bar.

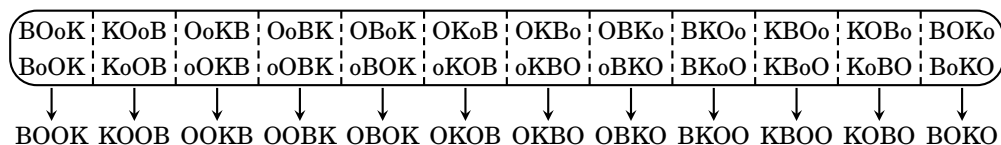
For example, $(2, 3, 6, 9)$ is encoded as $**|*|***|***|*$, and $(1, 2, 3, 4)$ is encoded as $*|*|*|*|*****$.

Here are some other examples of lists paired with their encodings.

(0, 3, 3, 7) | * * * | | * * * * | * * *
 (1, 1, 1, 1) * | | | | * * * * * * * * * *
 (9, 9, 9, 10) * * * * * * * * * * | | | * |

Such encodings are lists of length 14, with 10 stars and 4 bars. We can make such a list by choosing 4 of the 14 slots for the bars and filling the remaining slots with stars. The number of ways to do this is $\binom{14}{4} = 1001$. Answer: There are **1001** such lists.

We will examine one more type of multiset problem. To motivate it, consider the permutations of the letters of the word “BOOK.” At first glance there are 4 letters, so we should get $4! = 24$ permutations. But this is not quite right because two of the letters are identical. We could interchange the two O’s but still have the same permutation. To get a grip on the problem, let’s make one of the letters lower case: BOoK. Now our 24 permutations are listed below in the oval.



The columns in the oval correspond to the same permutation of the letters of BOOK, as indicated in the row below the oval. Thus there are actually $\frac{4!}{2} = \frac{24}{2} = 12$ permutations of the letters of BOOK.

This is actually a problem about multisets. The letters in “BOOK” form a multiset [B,O,O,K], and we have determined that there are 12 permutations of this multiset.

For another motivational example, consider the permutations of the letters of the word BANANA. Here there are two N’s and three A’s. Though some of the letters look identical, think of them as distinct physical objects that we can permute into different orderings. It helps to subscript the letters to emphasize that they are actually six distinct objects:

$$B A_1 N_1 A_2 N_2 A_3.$$

Now, there are $6! = 720$ permutations of these six letters. It’s not practical to write out all of them, but we can get a sense of the problem by making a partial listing in the box below.

B A ₁ N ₁ A ₂ N ₂ A ₃	A ₁ B N ₁ A ₂ N ₂ A ₃	...	720 permutations of B A ₁ N ₁ A ₂ N ₂ A ₃
B A ₁ N ₁ A ₃ N ₂ A ₂	A ₁ B N ₁ A ₃ N ₂ A ₂	...	
B A ₂ N ₁ A ₁ N ₂ A ₃	A ₂ B N ₁ A ₁ N ₂ A ₃	...	
B A ₂ N ₁ A ₃ N ₂ A ₁	A ₂ B N ₁ A ₃ N ₂ A ₁	...	
B A ₃ N ₁ A ₂ N ₂ A ₁	A ₃ B N ₁ A ₂ N ₂ A ₁	...	
B A ₃ N ₁ A ₁ N ₂ A ₂	A ₃ B N ₁ A ₁ N ₂ A ₂	...	
B A ₁ N ₂ A ₂ N ₁ A ₃	A ₁ B N ₂ A ₂ N ₁ A ₃	...	
B A ₁ N ₂ A ₃ N ₁ A ₂	A ₁ B N ₂ A ₃ N ₁ A ₂	...	
B A ₂ N ₂ A ₁ N ₁ A ₃	A ₂ B N ₂ A ₁ N ₁ A ₃	...	
B A ₂ N ₂ A ₃ N ₁ A ₁	A ₂ B N ₂ A ₃ N ₁ A ₁	...	
B A ₃ N ₂ A ₂ N ₁ A ₁	A ₃ B N ₂ A ₂ N ₁ A ₁	...	
B A ₃ N ₂ A ₁ N ₁ A ₂	A ₃ B N ₂ A ₁ N ₁ A ₂	...	
↓	↓		
BANANA	ABNANA		

The first column lists the permutations of B A₁ N₁ A₂ N₂ A₃ corresponding to the word BANANA. By the multiplication principle, the column has 3!2! = 12 permutations because the three A_i's can be permuted in 3! ways within their positions, and the two N_i's can be permuted in 2! ways. Similarly, the second column lists the 3!2! = 12 permutations corresponding to the “word” ABNANA.

All together there are 6! = 720 permutations of B A₁ N₁ A₂ N₂ A₃, and groupings of 12 of them correspond to particular permutations of BANANA. Therefore the total number of permutations of BANANA is $\frac{6!}{3!2!} = \frac{720}{12} = 60$.

The kind of reasoning used here generalizes to the following fact.

Fact 3.8 Suppose a multiset A has n elements, with multiplicities p_1, p_2, \dots, p_k . Then the total number of permutations of A is

$$\frac{n!}{p_1! p_2! \cdots p_k!}$$

Example 3.22 Count the permutations of the letters in MISSISSIPPI.

Solution: Think of this word as an 11-element multiset with one M, four I's, four S's and two P's. By Fact 3.8, it has $\frac{11!}{1!4!4!2!} = 34,650$ permutations.

Example 3.23 Determine the number of permutations of the multiset $[1, 1, 1, 1, 5, 5, 10, 25, 25]$.

Solution: By Fact 3.8 the answer is $\frac{9!}{4!2!1!2!} = 3780$.

Exercises for Section 3.8

1. How many 10-element multisets can be made from the symbols $\{1, 2, 3, 4\}$?
 2. How many 2-element multisets can be made from the 26 letters of the alphabet?
 3. You have a dollar in pennies, a dollar in nickels, a dollar in dimes, and a dollar in quarters. You give a friend four coins. How many ways can this be done?
 4. A bag contains 20 identical red balls, 20 identical blue balls, 20 identical green balls, and 20 identical white balls. You reach in and grab 15 balls. How many different outcomes are possible?
 5. A bag contains 20 identical red balls, 20 identical blue balls, 20 identical green balls, and **one** white ball. You reach in and grab 15 balls. How many different outcomes are possible?
 6. A bag contains 20 identical red balls, 20 identical blue balls, 20 identical green balls, one white ball, and one black ball. You reach in and grab 20 balls. How many different outcomes are possible?
 7. In how many ways can you place 20 identical balls into five different boxes?
 8. How many lists (x, y, z) of three integers are there with $0 \leq x \leq y \leq z \leq 100$?
 9. A bag contains 50 pennies, 50 nickels, 50 dimes and 50 quarters. You reach in and grab 30 coins. How many different outcomes are possible?
 10. How many non-negative integer solutions does $u + v + w + x + y + z = 90$ have?
 11. How many integer solutions does the equation $w + x + y + z = 100$ have if $w \geq 4$, $x \geq 2$, $y \geq 0$ and $z \geq 0$?
 12. How many integer solutions does the equation $w + x + y + z = 100$ have if $w \geq 7$, $x \geq 0$, $y \geq 5$ and $z \geq 4$?
 13. How many length-6 lists can be made from the symbols $\{A, B, C, D, E, F, G\}$, if repetition is allowed and the list is in alphabetical order? (Examples: BBCEGG, but not BBBAGG.)
 14. How many permutations are there of the letters in the word “PEPPERMINT”?
 15. How many permutations are there of the letters in the word “TENNESSEE”?
 16. A community in Canada’s Northwest Territories is known in the local language as “TUKTUYAAQTUUQ.” How many permutations does this name have?
 17. You roll a dice six times in a row. How many possible outcomes are there that have two 1’s three 5’s and one 6?
 18. Flip a coin ten times in a row. How many outcomes have 3 heads and 7 tails?
 19. In how many ways can you place 15 identical balls into 20 different boxes if each box can hold at most one ball?
 20. You distribute 25 identical pieces of candy among five children. In how many ways can this be done?
 21. How many numbers between 10,000 and 99,999 contain one or more of the digits 3, 4 and 8, but no others?
-

3.9 The Division and Pigeonhole Principles

Our final fundamental counting principle is called the **division principle**. Before discussing it, we need some notation. Given a number x , its **floor** $\lfloor x \rfloor$ is x rounded down to the nearest integer. Thus $\lfloor \frac{10}{4} \rfloor = 2$, and $\lfloor 9.31 \rfloor = 9$, and $\lfloor 7 \rfloor = 7$, etc. The **ceiling** of x , denoted $\lceil x \rceil$, is x rounded up to the nearest integer. Thus $\lceil \frac{10}{4} \rceil = 3$, and $\lceil 9.31 \rceil = 10$, and $\lceil 7 \rceil = 7$.

The division principle is often illustrated by a simple situation involving pigeons. Imagine n pigeons that live in k pigeonholes, or boxes. (Possibly $n \neq k$.) At night all the pigeons fly into the boxes. When this happens, some of the k boxes may contain more than one pigeon, and some may be empty. But no matter what, the average number of pigeons per box is $\frac{n}{k}$. Obviously, at least one of the boxes contains $\frac{n}{k}$ or more pigeons. (Because not all the boxes can contain fewer than the average number of pigeons per box.) And because a box must contain a whole number of pigeons, we round up to conclude that at least one box contains $\lceil \frac{n}{k} \rceil$ or more pigeons.

Similarly, at least one box must contain $\frac{n}{k}$ or fewer pigeons, because not all boxes can contain more than the average number of pigeons per box. Rounding down, at least one box contains $\lfloor \frac{n}{k} \rfloor$ or fewer pigeons.

We call this line of reasoning the *division principle*. (Some texts call it the *strong form of the pigeonhole principle*.)

Fact 3.9 (Division Principle)

Suppose n objects are placed into k boxes.

Then at least one box contains $\lceil \frac{n}{k} \rceil$ or more objects,
and at least one box contains $\lfloor \frac{n}{k} \rfloor$ or fewer objects.

This has a useful variant. If $n > k$, then $\frac{n}{k} > 1$, so $\lceil \frac{n}{k} \rceil > 1$, and this means some box contains more than one object. On the other hand, if $n < k$ then $\frac{n}{k} < 1$, so $\lfloor \frac{n}{k} \rfloor < 1$, meaning at least one box is empty. Thus the division principle yields the following consequence, called the *pigeonhole principle*.

Fact 3.10 (Pigeonhole Principle)

Suppose n objects are placed into k boxes.

If $n > k$, then at least one box contains more than one object.

If $n < k$, then at least one box is empty.

The pigeonhole principle is named for the scenario in which n pigeons fly into k pigeonholes (or boxes). If there are more pigeons than boxes ($n > k$)

then some box gets more than one pigeon. And if there are fewer pigeons than boxes ($n < k$) then there must be at least one empty box.

Like the multiplication, addition and subtraction principles, the division and pigeonhole principles are intuitive and obvious, but they can prove things that are not obvious. The challenge is seeing where and how to apply them. Our examples will start simple and get progressively more complex.

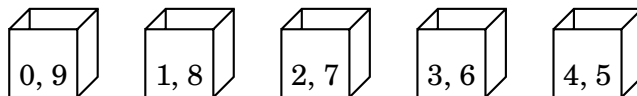
For an extremely simple application, notice that in any group of 13 people, at least two of them were born on the same month. Although this is obvious, it really does follow from the pigeonhole principle. Think of the 13 people as objects, and put each person in the “box” that is his birth month. As there are more people than boxes (months), at least one box (month) has two or more people in it, meaning at least two of the 13 people were born in the same month.

Further, for any group of 100 people, the division principle says that there is a month in which $\lceil \frac{100}{12} \rceil = 9$ or more of the people were born. It also guarantees a month in which $\lfloor \frac{100}{12} \rfloor = 8$ or fewer of the people were born.

Example 3.24 Pick six integers between 0 and 9 (inclusive). Show that two of them must add up to 9.

For example, suppose you picked 0, 1, 3, 5, 7 and 8. Then $1 + 8 = 9$. If you picked 4, 5, 6, 7, 8, 9. then $4 + 5 = 9$. The problem asks us to show that this happens no matter how we pick the numbers.

Solution: Pick six numbers between 0 and 9. Here’s why two of them sum to 9: Imagine five boxes, each marked with two numbers, as shown below. Each box is labeled so that the two numbers written on it sum to 9.

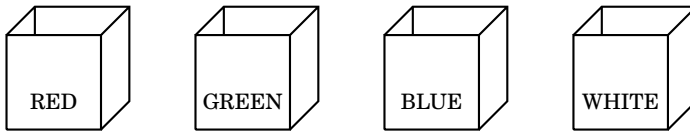


For each number that was picked, put it in the box having that number written on it. For example, if we picked 7, it goes in the box labeled “2, 7.” (The number 2, if picked, would go in that box too.) In this way we place the six chosen numbers in five boxes. As there are more numbers than boxes, the pigeonhole principle says that some box has more than one (hence two) of the picked numbers in it. Those two numbers sum to 9.

Notice that if we picked only five numbers from 0 to 9, then it’s possible that no two sum to 9: we could be unlucky and pick 0, 1, 2, 3, 4. But the pigeonhole principle ensures that if *six* are picked then two do sum to 9.

Example 3.25 A store has a gumball machine containing a large number of red, green, blue and white gumballs. You get one gumball for each nickel you put into the machine. The store offers the following deal: You agree to buy some number of gumballs, and if 13 or more of them have the same color you get \$5. What is the fewest number of gumballs you need to buy to be 100% certain that you will make money on the deal?

Solution: Let n be the number of gumballs that you buy. Imagine sorting your n gumballs into four boxes labeled RED, GREEN, BLUE, and WHITE. (That is, red balls go in the red box, green balls go in the green box, etc.)



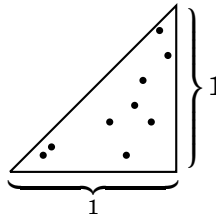
The division principle says that one box contains $\lceil \frac{n}{4} \rceil$ or more gumballs. Provided $\lceil \frac{n}{4} \rceil \geq 13$, you will know you have 13 gumballs of the same color. This happens if $\frac{n}{4} > 12$ (so the ceiling of $\frac{n}{4}$ rounds to a value larger than 12). Therefore you need $n > 4 \cdot 12 = 48$, so if $n = 49$ you know you have at least $\lceil \frac{49}{4} \rceil = \lceil 12.25 \rceil = 13$ gumballs of the same color.

Answer: Buy 49 gumballs for 49 nickels, which is \$2.45. You get \$5, and therefore have made \$2.55.

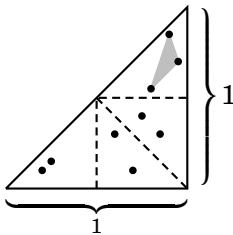
Note that if you bought just 48 gumballs, you might win, but there is a chance that you'd get 12 gumballs of each color and miss out on the \$5. And if you bought more than 49, you'd still get the \$5, but you would have spent more nickels.

Explicitly mentioning the boxes in the above solution is not necessary. Some people prefer to draw a conclusion based averaging alone. They might solve the problem by letting n be the number of gumballs bought, so $n = r + g + b + w$, where r is the number of them that are red, g is the number that are green, b is the number of blues and w is the number of whites. Then the average number of gumballs of a particular color is $\frac{r + g + b + w}{4} = \frac{n}{4}$. We need this to be greater than 12 to ensure 13 of the same color, and the smallest number that does the job is $n = 49$. This is still the division principle, in a pure form.

Example 3.26 Nine points are randomly placed on the right triangle shown below. Show that three of these points form a triangle whose area is $\frac{1}{8}$ square unit or less. (We allow triangles with zero area, in which case the three points lie on a line.)



Solution: Divide the triangle into four smaller triangles, as indicated by the dashed lines below. Each of these four triangles has an area of



$\frac{1}{2}bh = \frac{1}{2} \cdot \frac{1}{2} \cdot \frac{1}{2} = \frac{1}{8}$ square units. Think of these smaller triangles as “boxes.” So we have placed 9 points in 4 boxes. (If one of the 9 points happens to be on a dashed line, say it belongs to the box below or to its left.) The division principle says one of the boxes has at least $\lceil \frac{9}{4} \rceil = 3$ of the points in it. Those three points form a triangle whose area is no larger than the area of the “box” that it is in. Thus these three points form a triangle whose area is $\frac{1}{8}$ or less.

Exercises for Section 3.9

1. Show that if six numbers are chosen at random, then at least two of them will have the same remainder when divided by 5.
2. You deal a pile of cards, face down, from a standard 52-card deck. What is the least number of cards the pile must have before you can be assured that it contains at least five cards of the same suit?
3. What is the fewest number of times you must roll a six-sided dice before you can be assured that 10 or more of the rolls resulted in the same number?
4. Select any five points on a square whose side-length is one unit. Show that at least two of these points are within $\frac{\sqrt{2}}{2}$ units of each other.
5. Prove that any set of seven distinct natural numbers contains a pair of numbers whose sum or difference is divisible by 10.
6. Given a sphere S , a *great circle* of S is the intersection of S with a plane through its center. Every great circle divides S into two parts. A *hemisphere* is the union of the great circle and one of these two parts. Show that if five points are placed arbitrarily on S , then there is a hemisphere that contains four of them.

3.10 Combinatorial Proof

Combinatorial proof is a method of proving two different expressions are equal by showing that they are both answers to the same counting question. We have already used combinatorial proof (without *calling* it combinatorial proof) in proving Pascal's formula $\binom{n+1}{k} = \binom{n}{k-1} + \binom{n}{k}$ on page 90.

There we argued that the left-hand side $\binom{n+1}{k}$ is, by definition, the number of k -element subsets of the set $S = \{0, 1, 2, \dots, n\}$ with $|S| = n + 1$. But the right-hand side also gives the number of k -element subsets of S , because such a subset either contains 0 or it does not. We can make any k -element subset of S that contains 0 by starting with 0 and selecting $k - 1$ other elements from $\{1, 2, \dots, n\}$, in $\binom{n}{k-1}$ ways. We can make any k -element subset that does not contain 0 by selecting k elements from $\{1, 2, \dots, n\}$, and there are $\binom{n}{k}$ ways to do this. Thus,

$$\underbrace{\binom{n+1}{k}}_{\substack{\text{number of} \\ k\text{-element} \\ \text{subsets of} \\ S = \{0, 1, \dots, n\}}} = \underbrace{\binom{n}{k-1}}_{\substack{\text{number of} \\ k\text{-element} \\ \text{subsets of} \\ S \text{ with } 0}} + \underbrace{\binom{n}{k}}_{\substack{\text{number of} \\ k\text{-element} \\ \text{subsets of} \\ S \text{ without } 0}}.$$

Both sides count the number of k -element subsets of S , so they are equal. This is combinatorial proof.

Example 3.27 Use combinatorial proof to show $\binom{n}{k} = \binom{n}{n-k}$.

Solution. First, by definition, if $k < 0$ or $k > n$, then both sides are 0, and thus equal. Therefore for the rest of the proof we can assume $0 \leq k \leq n$.

The left-hand side $\binom{n}{k}$ is the number of k -element subsets of $S = \{1, 2, \dots, n\}$. Every k -element subset $X \subseteq S$ pairs with a unique $(n-k)$ -element subset $\bar{X} = S - X \subseteq S$. Thus the number of k -element subsets of S equals the number of $(n-k)$ -element subsets of S , which is to say $\binom{n}{k} = \binom{n}{n-k}$.

We could also derive $\binom{n}{k} = \binom{n}{n-k}$ by using the formula for $\binom{n}{k}$ and quickly get

$$\binom{n}{n-k} = \frac{n!}{(n-k)!(n-(n-k))!} = \frac{n!}{(n-k)!k!} = \frac{n!}{k!(n-k)!} = \binom{n}{k}.$$

But you may feel that the combinatorial proof is “slicker” because it uses the *meanings* of the terms. Often it is flat-out easier than using formulas, as in the next example.

Our next example will prove that $\sum_{k=0}^n \binom{n}{k}^2 = \binom{2n}{n}$, for any positive integer n , which is to say that $\binom{n}{0}^2 + \binom{n}{1}^2 + \binom{n}{2}^2 + \dots + \binom{n}{n}^2 = \binom{2n}{n}$. For example, if $n = 5$, this statement asserts $\binom{5}{0}^2 + \binom{5}{1}^2 + \binom{5}{2}^2 + \binom{5}{3}^2 + \binom{5}{4}^2 + \binom{5}{5}^2 = \binom{2 \cdot 5}{5}$, that is,

$$1^2 + 5^2 + 10^2 + 10^2 + 5^2 + 1^2 = \binom{10}{5},$$

which is true, as both sides equal 252. In general, the statement says that the squares of the entries in the n th row of Pascal's triangle add up to $\binom{2n}{n}$.

Example 3.28 Use a combinatorial proof to show that $\sum_{k=0}^n \binom{n}{k}^2 = \binom{2n}{n}$.

Solution. First, the right-hand side $\binom{2n}{n}$ is the number of ways to select n things from a set S that has $2n$ elements.

Now let's count this a different way. Divide S into two equal-sized parts, $S = A \cup B$, where $|A| = n$ and $|B| = n$, and $A \cap B = \emptyset$.

For any fixed k with $0 \leq k \leq n$, we can select n things from S by taking k things from A and $n - k$ things from B for a total of $k + (n - k) = n$ things. By the multiplication principle, we get $\binom{n}{k} \binom{n}{n-k}$ n -element subsets of S this way.

As k could be any number from 0 to n , the number of ways to select n things from S is thus

$$\underbrace{\binom{n}{0}}_{\substack{0 \text{ from } A \\ n \text{ from } B}} + \underbrace{\binom{n}{1} \binom{n}{n-1}}_{\substack{1 \text{ from } A \\ n-1 \text{ from } B}} + \underbrace{\binom{n}{2} \binom{n}{n-2}}_{\substack{2 \text{ from } A \\ n-2 \text{ from } B}} + \underbrace{\binom{n}{3} \binom{n}{n-3}}_{\substack{3 \text{ from } A \\ n-3 \text{ from } B}} + \dots + \underbrace{\binom{n}{n} \binom{n}{0}}_{\substack{n \text{ from } A \\ 0 \text{ from } B}}.$$

But because $\binom{n}{n-k} = \binom{n}{k}$, this expression equals $\binom{n}{0} \binom{n}{0} + \binom{n}{1} \binom{n}{1} + \binom{n}{2} \binom{n}{2} + \dots + \binom{n}{n} \binom{n}{n}$, which is $\binom{n}{0}^2 + \binom{n}{1}^2 + \binom{n}{2}^2 + \dots + \binom{n}{n}^2 = \sum_{k=0}^n \binom{n}{k}^2$.

In summary, we've counted the ways to choose n elements from the set S with two methods. One method gives $\binom{2n}{n}$, and the other gives $\sum_{k=0}^n \binom{n}{k}^2$.

Therefore $\sum_{k=0}^n \binom{n}{k}^2 = \binom{2n}{n}$.

Be on the lookout for opportunities to use combinatorial proof, and watch for it in your readings outside of this course. Also, try some of the exercises below. Sometimes it takes some creative thinking and false starts before you hit on an idea that works, but once you find it the solution is usually remarkably simple.

Exercises for Section 3.10

Use combinatorial proof to solve the following problems. You may assume that any variables m, n, k and p are non-negative integers.

1. Show that $1(n-0) + 2(n-1) + 3(n-2) + 4(n-3) + \cdots + (n-1)2 + (n-0)1 = \binom{n+2}{3}$.
2. Show that $1 + 2 + 3 + \cdots + n = \binom{n+1}{2}$.
3. Show that $\binom{n}{2} \binom{n-2}{k-2} = \binom{n}{k} \binom{k}{2}$.
4. Show that $P(n, k) = P(n-1, k) + k \cdot P(n-1, k-1)$.
5. Show that $\binom{2n}{2} = 2\binom{n}{2} + n^2$.
6. Show that $\binom{3n}{3} = 3\binom{n}{3} + 6n\binom{n}{2} + n^3$.
7. Show that $\sum_{k=0}^p \binom{m}{k} \binom{n}{p-k} = \binom{m+n}{p}$.
8. Show that $\sum_{k=0}^m \binom{m}{k} \binom{n}{p+k} = \binom{m+n}{m+p}$.
9. Show that $\sum_{k=m}^n \binom{k}{m} = \binom{n+1}{m+1}$.
10. Show that $\sum_{k=1}^n k \binom{n}{k} = n2^{n-1}$.
11. Show that $\sum_{k=0}^n 2^k \binom{n}{k} = 3^n$.
12. Show that $\sum_{k=0}^n \binom{n}{k} \binom{k}{m} = \binom{n}{m} 2^{n-m}$.

Part II

*How to Prove Conditional
Statements*

Direct Proof

It is time to prove some theorems. There are various strategies for doing this; we now examine the most straightforward approach, a technique called *direct proof*. As we begin, it is important to keep in mind the meanings of three key terms: *theorem*, *proof* and *definition*.

A **theorem** is a mathematical statement that is true and can be (and has been) verified as true. A **proof** of a theorem is a written verification that shows that the theorem is definitely and unequivocally true. A proof should be understandable and convincing to anyone who has the requisite background and knowledge. This knowledge includes an understanding of the meanings of the mathematical words, phrases and symbols that occur in the theorem and its proof. It is crucial that both the writer of the proof and the readers of the proof agree on the exact meanings of all the words, for otherwise there is an intolerable level of ambiguity. A **definition** is an exact, unambiguous explanation of the meaning of a mathematical word or phrase. We will elaborate on the terms *theorem* and *definition* in the next two sections, and then finally we will be ready to begin writing proofs.

4.1 Theorems

A **theorem** is a statement that is true and has been proved to be true. You have encountered many theorems in your mathematical education. Here are some theorems taken from an undergraduate calculus text. They will be familiar to you, though you may not have read all the proofs.

Theorem: Let f be differentiable on an open interval I and let $c \in I$. If $f(c)$ is the maximum or minimum value of f on I , then $f'(c) = 0$.

Theorem: If $\sum_{k=1}^{\infty} a_k$ converges, then $\lim_{k \rightarrow \infty} a_k = 0$.

Theorem: Suppose f is continuous on the interval $[a, b]$. Then f is integrable on $[a, b]$.

Theorem: Every absolutely convergent series converges.

Observe that each of these theorems either has the conditional form “If P , then Q ,” or can be put into that form. The first theorem has an initial sentence “Let f be differentiable on an open interval I , and let $c \in I$,” which sets up some notation, but a conditional statement follows it. The third theorem has form “Suppose P . Then Q ,” but this means the same thing as “If P , then Q .” The last theorem can be re-expressed as “If a series is absolutely convergent, then it is convergent.”

For another example, the equation $\sum_{k=0}^n \binom{n}{k}^2 = \binom{2n}{n}$ from Example 3.28 (page 109) is best phrased as a conditional statement, to make clear the assumption that n is an *integer*.

Theorem: If n is a non-negative integer, then $\sum_{k=0}^n \binom{n}{k}^2 = \binom{2n}{n}$.

A theorem of the form “If P , then Q ,” can be regarded as a device that produces new information from P . Whenever we are dealing with a situation in which P is true, then the theorem guarantees that, in addition, Q is true. Since this kind of expansion of information is useful, theorems of the form “If P , then Q ,” are very common.

But not *every* theorem is a conditional statement. Some have the form of the biconditional $P \Leftrightarrow Q$, but, as we know, that can be expressed as *two* conditional statements. Other theorems simply state facts about specific things. For example, here is another theorem from your study of calculus.

Theorem: The harmonic series $1 + \frac{1}{2} + \frac{1}{3} + \frac{1}{4} + \frac{1}{5} + \cdots$ diverges.

It would be difficult (or at least awkward) to restate this as a conditional statement. Still, it is true that most theorems are conditional statements, so much of this book will concentrate on that type of theorem.

It is important to be aware that there are a number of words that mean essentially the same thing as the word “theorem,” but are used in slightly different ways. In general the word “theorem” is reserved for a statement that is considered important or significant (the Pythagorean theorem, for example). A statement that is true but not as significant is sometimes called a **proposition**. A **lemma** is a theorem whose main purpose is to help prove another theorem. A **corollary** is a result that is an immediate consequence of a theorem or proposition. It is not important that you remember all these words now, for their meanings will become clear with usage.

Our main task is to learn how to prove theorems. As the above examples suggest, proving theorems requires a clear understanding of the conditional statement, and that is the main reason we studied it so extensively in Chapter 2. It is also crucial to understand the role of definitions.

4.2 Definitions

A proof of a theorem should be absolutely convincing. Ambiguity must be avoided. Everyone must agree on the exact meaning of each mathematical term. In Chapter 1 we defined the meanings of the sets \mathbb{N} , \mathbb{Z} , \mathbb{R} , \mathbb{Q} and \emptyset , as well as the meanings of the symbols \in and \subseteq , and we shall make frequent use of these things. Here is another definition that we use often.

Definition 4.1 An integer n is **even** if $n = 2a$ for some integer $a \in \mathbb{Z}$.

Thus, for example, 10 is even because $10 = 2 \cdot 5$. Also, according to the definition, 7 is not even because there is no integer a for which $7 = 2a$. While there would be nothing wrong with defining an integer to be odd if it's not even, the following definition is more concrete.

Definition 4.2 An integer n is **odd** if $n = 2a + 1$ for some integer $a \in \mathbb{Z}$.

Thus 7 is odd because $7 = 2 \cdot 3 + 1$. We will use these definitions whenever the concept of even or odd numbers arises. If in a proof a certain number is even, the definition allows us to write it as $2a$ for an appropriate integer a . If some quantity has form $2b + 1$ where b is an integer, then the definition tells us the quantity is odd.

Definition 4.3 Two integers have the **same parity** if they are both even or they are both odd. Otherwise they have **opposite parity**.

Thus 5 and -17 have the same parity, as do 8 and 0; but 3 and 4 have opposite parity.

Two points about definitions are in order. First, in this book the word or term being defined appears in boldface type. Second, it is common to express definitions as conditional statements even though the biconditional would more appropriately convey the meaning. Consider the definition of an even integer. You understand full well that if n is even then $n = 2a$ (for $a \in \mathbb{Z}$), and if $n = 2a$, then n is even. Thus, technically the definition should read “An integer n is even if and only if $n = 2a$ for some $a \in \mathbb{Z}$.” However, it is an almost-universal convention that definitions are phrased in the conditional form, even though they are interpreted as being in the biconditional form. There is really no good reason for this, other than economy of words. It is the standard way of writing definitions, and we have to get used to it.

Here is another definition that we will use often.

Definition 4.4 Suppose a and b are integers. We say that a **divides** b , written $a \mid b$, if $b = ac$ for some $c \in \mathbb{Z}$. In this case we also say that a is a **divisor** of b , and that b is a **multiple** of a .

For example, 5 divides 15 because $15 = 5 \cdot 3$. We write this as $5 \mid 15$. Similarly $8 \mid 32$ because $32 = 8 \cdot 4$, and $-6 \mid 6$ because $6 = -6 \cdot -1$. However, 6 does not divide 9 because there is no integer c for which $9 = 6 \cdot c$. We express this as $6 \nmid 9$, which we read as “6 does not divide 9.”

Be careful of your interpretation of the symbols. There is a big difference between the expressions $a \mid b$ and a/b . The expression $a \mid b$ is a *statement*, while a/b is a fraction. For example, $8 \mid 16$ is true and $8 \mid 20$ is false. By contrast, $8/16 = 0.5$ and $8/20 = 0.4$ are numbers, not statements. Be careful not to write one when you mean the other.

Every integer has a set of integers that divide it. For example, the set of divisors of 6 is $\{a \in \mathbb{Z} : a \mid 6\} = \{-6, -3, -2, -1, 1, 2, 3, 6\}$. The set of divisors of 5 is $\{-5, -1, 1, 5\}$. The set of divisors of 0 is \mathbb{Z} . This brings us to the following definition, with which you are already familiar.

Definition 4.5 A number $n \in \mathbb{N}$ is **prime** if it has exactly two positive divisors, 1 and n . If n has more than two positive divisors, it is called **composite**. (Thus n is composite if and only if $n = ab$ for $1 < a, b < n$.)

For example, 2 is prime, as are 5 and 17. The definition implies that 1 is neither prime nor composite, as it only has one positive divisor, namely 1.

Definition 4.6 The **greatest common divisor** of integers a and b , denoted $\gcd(a, b)$, is the largest integer that divides both a and b .

The **least common multiple** of non-zero integers a and b , denoted $\text{lcm}(a, b)$, is the smallest integer in \mathbb{N} that is a multiple of both a and b .

So $\gcd(18, 24) = 6$, $\gcd(5, 5) = 5$ and $\gcd(32, -8) = 8$. Also $\gcd(50, 18) = 2$, but $\gcd(50, 9) = 1$. Note that $\gcd(0, 6) = 6$, because, although every integer divides 0, the largest divisor of 6 is 6.

The expression $\gcd(0, 0)$ is problematic. Every integer divides 0, so the only conclusion is that $\gcd(0, 0) = \infty$. We circumvent this irregularity by simply agreeing to consider $\gcd(a, b)$ only when a and b are not both zero.

Continuing our examples, $\text{lcm}(4, 6) = 12$, and $\text{lcm}(7, 7) = 7$.

Of course not all terms can be defined. If every word in a definition were defined, there would be separate definitions for the words that appeared

in those definitions, and so on, until the chain of defined terms became circular. Thus we accept some ideas as being so intuitively clear that they require no definitions or verifications. For example, we will not find it necessary to define what an integer (or a real number) is. Nor will we define addition, multiplication, subtraction and division, though we will use these operations freely. We accept and use such things as the distributive and commutative properties of addition and multiplication, as well as other standard properties of arithmetic and algebra.

As mentioned in Section 1.9, we accept as fact the natural ordering of the elements of $\mathbb{N}, \mathbb{Z}, \mathbb{Q}$ and \mathbb{R} , so that (for example) statements such as “ $5 < 7$,” and “ $x < y$ implies $-x > -y$,” do not need to be justified.

In addition, we accept the following fact without justification or proof.

Fact 4.1 If a and b are integers, then so are their sum, product and difference. That is, if $a, b \in \mathbb{Z}$, then $a + b \in \mathbb{Z}$, $a - b \in \mathbb{Z}$ and $ab \in \mathbb{Z}$

It follows that any combination of integers using the operations $+$, $-$ and \cdot is an integer. For example, if a, b and c are integers, then $a^2b - ca + b \in \mathbb{Z}$.

We will also accept as obvious the fact that any integer a can be divided by a positive integer b , resulting in a unique quotient q and remainder r . For example, $b = 3$ goes into $a = 17$ $q = 5$ times with remainder $r = 2$. In symbols, $17 = 5 \cdot 3 + 2$, or $a = qb + r$. This fact, called the *division algorithm*, was mentioned on page 30.

(The Division Algorithm) Given integers a and b with $b > 0$, there exist unique integers q and r for which $a = qb + r$ and $0 \leq r < b$.

Another fact that we will accept without proof (at least for now) is that every natural number greater than 1 has a unique factorization into primes. For example, the number 1176 can be factored into primes as $1176 = 2 \cdot 2 \cdot 2 \cdot 3 \cdot 7 \cdot 7 = 2^3 \cdot 3 \cdot 7^2$. By *unique* we mean that *any* factorization of 1176 into primes will have exactly the same factors (i.e., three 2's, one 3 and two 7's). Thus, for example, there is no valid factorization of 1176 that has a factor of 5. You may be so used to factoring numbers into primes that it seems obvious that there cannot be different prime factorizations of the same number, but in fact this is a fundamental result whose proof is not transparent. Nonetheless, we will be content to assume that every natural number greater than 1 has a unique factorization into primes. (We will revisit the issue of a proof in Section 10.3.)

We will introduce other accepted facts, as well as definitions, as needed.

4.3 Direct Proof

This section explains a simple way to prove theorems or propositions that have the form of conditional statements. The technique is called **direct proof**. To simplify the discussion, our first examples will involve proving statements that are almost obviously true. Thus we will call the statements *propositions* rather than theorems. (Remember, a proposition is a statement that, although true, is not as significant as a theorem.)

To understand how the technique of direct proof works, suppose we have some proposition of the following form.

Proposition If P , then Q .

This proposition is a conditional statement of form $P \Rightarrow Q$. Our goal is to show that this conditional statement is true. To see how to proceed, look at the truth table for $P \Rightarrow Q$.

P	Q	$P \Rightarrow Q$
T	T	T
T	F	F
F	T	T
F	F	T

The table shows that if P is false, the statement $P \Rightarrow Q$ is automatically true. This means that if we are concerned with showing $P \Rightarrow Q$ is true, we don't have to worry about the situations where P is false (as in the last two lines of the table) because the statement $P \Rightarrow Q$ will be automatically true in those cases. But we must be very careful about the situations where P is true (as in the first two lines of the table). We must show that the condition of P being true forces Q to be true also, for that means the second line of the table cannot happen.

This gives a fundamental outline for proving statements of the form $P \Rightarrow Q$. Begin by assuming that P is true (remember, we don't need to worry about P being false) and show this forces Q to be true.

Outline for Direct Proof

Proposition If P , then Q .

Proof. Suppose P .

⋮

Therefore Q . ■

So the setup for direct proof is remarkably simple. The first line of the proof is the sentence “*Suppose P.*” The last line is the sentence “*Therefore Q.*” Between the first and last line we use logic, definitions and standard math facts to transform the statement P to the statement Q . It is common to use the word “*Proof*” to indicate the beginning of a proof, and the symbol ■ to indicate the end.

As our first example, let’s prove that if x is odd then x^2 is also odd. (Granted, this is not a terribly impressive result, but we will move on to more significant things in due time.) The first step in the proof is to fill in the outline for direct proof. This is a lot like painting a picture, where the basic structure is sketched in first. We leave some space between the first and last line of the proof. The following series of frames indicates the steps you might take to fill in this space with a logical chain of reasoning.

Proposition If x is odd, then x^2 is odd.

Proof. Suppose x is odd.

Therefore x^2 is odd. ■

Now that we have written the first and last lines, we need to fill in the space with a chain of reasoning that shows that x being odd forces x^2 to be odd.

In doing this it’s always advisable to use any definitions that apply. The first line says x is odd, and by Definition 4.2 it must be that $x = 2a + 1$ for some $a \in \mathbb{Z}$, so we write this in as our second line.

Proposition If x is odd, then x^2 is odd.

Proof. Suppose x is odd.

Then $x = 2a + 1$ for some $a \in \mathbb{Z}$, by definition of an odd number.

Therefore x^2 is odd. ■

Now jump down to the last line, which says x^2 is odd. Think about what the line immediately above it would have to be in order for us to conclude that x^2 is odd. By the definition of an odd number, we would have to have $x^2 = 2a + 1$ for some $a \in \mathbb{Z}$. However, the symbol a now appears earlier in the proof in a different context, so we should use a different symbol, say b .

Proposition If x is odd, then x^2 is odd.

Proof. Suppose x is odd.

Then $x = 2a + 1$ for some $a \in \mathbb{Z}$, by definition of an odd number.

Thus $x^2 = 2b + 1$ for an integer b .

Therefore x^2 is odd, by definition of an odd number. ■

We are almost there. We can bridge the gap as follows.

Proposition If x is odd, then x^2 is odd.

Proof. Suppose x is odd.

Then $x = 2a + 1$ for some $a \in \mathbb{Z}$, by definition of an odd number.

Thus $x^2 = (2a + 1)^2 = 4a^2 + 4a + 1 = 2(2a^2 + 2a) + 1$.

So $x^2 = 2b + 1$ where b is the integer $b = 2a^2 + 2a$.

Thus $x^2 = 2b + 1$ for an integer b .

Therefore x^2 is odd, by definition of an odd number. ■

Finally, we may wish to clean up our work and write the proof in paragraph form. Here is our final version.

Proposition If x is odd, then x^2 is odd.

Proof. Suppose x is odd. Then $x = 2a + 1$ for some $a \in \mathbb{Z}$, by definition of an odd number. Thus $x^2 = (2a + 1)^2 = 4a^2 + 4a + 1 = 2(2a^2 + 2a) + 1$, so $x^2 = 2b + 1$ where $b = 2a^2 + 2a \in \mathbb{Z}$. Therefore x^2 is odd, by definition of an odd number. ■

At least initially, it's generally a good idea to write the first and last line of your proof first, and then fill in the gap, sometimes jumping alternately between top and bottom until you meet in the middle, as we did above. This way you are constantly reminded that you are aiming for the statement at the bottom. Sometimes you will leave too much space, sometimes not enough. Sometimes you will get stuck before figuring out what to do. This is normal. Mathematicians do scratch work just as artists do sketches for their paintings.

Here is another example. Consider proving the following proposition.

Proposition Let a, b and c be integers. If $a \mid b$ and $b \mid c$, then $a \mid c$.

Let's apply the basic outline for direct proof. To clarify the procedure we will write the proof in stages again.

Proposition Let a, b and c be integers. If $a \mid b$ and $b \mid c$, then $a \mid c$.

Proof. Suppose $a \mid b$ and $b \mid c$.

Therefore $a \mid c$. ■

Our first step is to apply Definition 4.4 to the first line. The definition says $a \mid b$ means $b = ac$ for some integer c , but since c already appears in a different context on the first line, we must use a different letter, say d . Similarly let's use a new letter e in the definition of $b \mid c$.

Proposition Let a, b and c be integers. If $a \mid b$ and $b \mid c$, then $a \mid c$.

Proof. Suppose $a \mid b$ and $b \mid c$.

By Definition 4.4, we know $a \mid b$ means $b = ad$ for some $d \in \mathbb{Z}$.

Likewise, $b \mid c$ means $c = be$ for some $e \in \mathbb{Z}$.

Therefore $a \mid c$. ■

We have almost bridged the gap. The line immediately above the last line should show that $a \mid c$. According to Definition 4.4, this line should say that $c = ax$ for some integer x . We can get this equation from the lines at the top, as follows.

Proposition Let a, b and c be integers. If $a \mid b$ and $b \mid c$, then $a \mid c$.

Proof. Suppose $a \mid b$ and $b \mid c$.

By Definition 4.4, we know $a \mid b$ means $b = ad$ for some $d \in \mathbb{Z}$.

Likewise, $b \mid c$ means $c = be$ for some $e \in \mathbb{Z}$.

Thus $c = be = (ad)e = a(de)$, so $c = ax$ for the integer $x = de$.

Therefore $a \mid c$. ■

The next example is presented all at once rather than in stages.

Proposition If x is an even integer, then $x^2 - 6x + 5$ is odd.

Proof. Suppose x is an even integer.

Then $x = 2a$ for some $a \in \mathbb{Z}$, by definition of an even integer.

So $x^2 - 6x + 5 = (2a)^2 - 6(2a) + 5 = 4a^2 - 12a + 5 = 4a^2 - 12a + 4 + 1 = 2(2a^2 - 6a + 2) + 1$.

Therefore we have $x^2 - 6x + 5 = 2b + 1$, where $b = 2a^2 - 6a + 2 \in \mathbb{Z}$.

Consequently $x^2 - 6x + 5$ is odd, by definition of an odd number. ■

One doesn't normally use a separate line for each sentence in a proof, but for clarity we will often do this in the first few chapters of this book.

Our next example illustrates a standard technique for showing two quantities are equal. If we can show $m \leq n$ and $n \leq m$ then it follows that $m = n$. In general, the reasoning involved in showing $m \leq n$ can be quite different from that of showing $n \leq m$.

Recall Definition 4.6 of a least common multiple on page 116.

Proposition If $a, b, c \in \mathbb{N}$, then $\text{lcm}(ca, cb) = c \cdot \text{lcm}(a, b)$.

Proof. Assume $a, b, c \in \mathbb{N}$. Let $m = \text{lcm}(ca, cb)$ and $n = c \cdot \text{lcm}(a, b)$. We will show $m = n$. By definition, $\text{lcm}(a, b)$ is a positive multiple of both a and b , so $\text{lcm}(a, b) = ax = by$ for some $x, y \in \mathbb{N}$. From this we see that $n = c \cdot \text{lcm}(a, b) = cax = cby$ is a positive multiple of both ca and cb . But $m = \text{lcm}(ca, cb)$ is the *smallest* positive multiple of both ca and cb . Thus $m \leq n$.

On the other hand, as $m = \text{lcm}(ca, cb)$ is a multiple of both ca and cb , we have $m = cax = cby$ for some $x, y \in \mathbb{Z}$. Then $\frac{1}{c}m = ax = by$ is a multiple of both a and b . Therefore $\text{lcm}(a, b) \leq \frac{1}{c}m$, so $c \cdot \text{lcm}(a, b) \leq m$, that is, $n \leq m$.

We've shown $m \leq n$ and $n \leq m$, so $m = n$. The proof is complete. ■

The examples we've looked at so far have all been proofs of statements about integers. In our next example, we are going to prove that if x and y are positive real numbers for which $x \leq y$, then $\sqrt{x} \leq \sqrt{y}$. You may feel that the proof is not as "automatic" as the proofs we have done so far. Finding the right steps in a proof can be challenging, and that is part of the fun.

Proposition Let x and y be positive numbers. If $x \leq y$, then $\sqrt{x} \leq \sqrt{y}$.

Proof. Suppose $x \leq y$. Subtracting y from both sides gives $x - y \leq 0$.

This can be written as $\sqrt{x}^2 - \sqrt{y}^2 \leq 0$.

Factor this as a difference of two squares to get $(\sqrt{x} - \sqrt{y})(\sqrt{x} + \sqrt{y}) \leq 0$.

Dividing both sides by the positive number $\sqrt{x} + \sqrt{y}$ produces $\sqrt{x} - \sqrt{y} \leq 0$.

Adding \sqrt{y} to both sides gives $\sqrt{x} \leq \sqrt{y}$. ■

This proposition tells us that whenever $x \leq y$, we can take the square root of both sides and be assured that $\sqrt{x} \leq \sqrt{y}$. This can be useful, as we will see in our next proposition.

That proposition will concern the expression $2\sqrt{xy} \leq x + y$. Notice when you substitute random positive values for the variables, the expression is true. For example, for $x = 6$ and $y = 4$, the left side is $2\sqrt{6 \cdot 4} = 4\sqrt{6} \approx 9.79$, which is less than the right side $6 + 4 = 10$. Is it true that $2\sqrt{xy} \leq x + y$ for any positive x and y ? How could we prove it?

To see how, let's first cast this into the form of a conditional statement: If x and y are positive real numbers, then $2\sqrt{xy} \leq x + y$. The proof begins with the assumption that x and y are positive, and ends with $2\sqrt{xy} \leq x + y$. In mapping out a strategy, it can be helpful to work backwards, working from $2\sqrt{xy} \leq x + y$ to something that is obviously true. Then the steps can be reversed in the proof. In this case, squaring both sides of $2\sqrt{xy} \leq x + y$ gives us

$$4xy \leq x^2 + 2xy + y^2.$$

Now subtract $4xy$ from both sides and factor:

$$\begin{aligned} 0 &\leq x^2 - 2xy + y^2 \\ 0 &\leq (x - y)^2. \end{aligned}$$

But this last line is clearly true, since the square of $x - y$ cannot be negative! This gives us a strategy for the proof, which follows.

Proposition If x and y are positive real numbers, then $2\sqrt{xy} \leq x + y$.

Proof. Suppose x and y are positive real numbers.

Then $0 \leq (x - y)^2$, that is, $0 \leq x^2 - 2xy + y^2$.

Adding $4xy$ to both sides gives $4xy \leq x^2 + 2xy + y^2$.

Factoring yields $4xy \leq (x + y)^2$.

Previously we proved that such an inequality still holds after taking the square root of both sides; doing so produces $2\sqrt{xy} \leq x + y$. ■

Notice that in the last step of the proof we took the square root of both sides of $4xy \leq (x + y)^2$ and got $\sqrt{4xy} \leq \sqrt{(x + y)^2}$, and the fact that this did not reverse the symbol \leq followed from our previous proposition. This is an important point. Often the proof of a proposition or theorem uses another proposition or theorem (that has already been proved).

4.4 Using Cases

In proving a statement is true, we sometimes have to examine multiple cases before showing the statement is true in all possible scenarios. This section illustrates a few examples.

Our examples will concern the expression $1 + (-1)^n(2n - 1)$. Here is a table showing its value for various integers for n . Notice that $1 + (-1)^n(2n - 1)$ is a multiple of 4 in every line.

n	$1 + (-1)^n(2n - 1)$
1	0
2	4
3	-4
4	8
5	-8
6	12
7	-12

Is $1 + (-1)^n(2n - 1)$ always a multiple of 4? We prove the answer is “yes” in our next example. Notice, however, that the expression $1 + (-1)^n(2n - 1)$ behaves differently depending on whether n is even or odd, for in the first case $(-1)^n = 1$, and in the second $(-1)^n = -1$. Thus the proof must examine these two possibilities separately.

Proposition If $n \in \mathbb{N}$, then $1 + (-1)^n(2n - 1)$ is a multiple of 4.

Proof. Suppose $n \in \mathbb{N}$.

Then n is either even or odd. Let’s consider these two cases separately.

Case 1. Suppose n is even. Then $n = 2k$ for some $k \in \mathbb{Z}$, and $(-1)^n = 1$.

Thus $1 + (-1)^n(2n - 1) = 1 + (1)(2 \cdot 2k - 1) = 4k$, which is a multiple of 4.

Case 2. Suppose n is odd. Then $n = 2k + 1$ for some $k \in \mathbb{Z}$, and $(-1)^n = -1$.

Thus $1 + (-1)^n(2n - 1) = 1 - (2(2k + 1) - 1) = -4k$, which is a multiple of 4.

These cases show that $1 + (-1)^n(2n - 1)$ is always a multiple of 4. ■

Now let’s examine the flip side of the question. We just proved that $1 + (-1)^n(2n - 1)$ is always a multiple of 4, but can we get *every* multiple of 4 this way? The following proposition and proof give an affirmative answer.

Proposition Every multiple of 4 equals $1 + (-1)^n(2n - 1)$ for some $n \in \mathbb{N}$.

Proof. In conditional form, the proposition is as follows:

If k is a multiple of 4, then there is an $n \in \mathbb{N}$ for which $1 + (-1)^n(2n - 1) = k$.

What follows is a proof of this conditional statement.

Suppose k is a multiple of 4.

This means $k = 4a$ for some integer a .

We must produce an $n \in \mathbb{N}$ for which $1 + (-1)^n(2n - 1) = k$.

This is done by cases, depending on whether a is zero, positive or negative.

Case 1. Suppose $a = 0$. Let $n = 1$. Then $1 + (-1)^n(2n - 1) = 1 + (-1)^1(2 - 1) = 0 = 4 \cdot 0 = 4a = k$.

Case 2. Suppose $a > 0$. Let $n = 2a$, which is in \mathbb{N} because a is positive. Also n is even, so $(-1)^n = 1$. Thus $1 + (-1)^n(2n - 1) = 1 + (2n - 1) = 2n = 2(2a) = 4a = k$.

Case 3. Suppose $a < 0$. Let $n = 1 - 2a$, which is an element of \mathbb{N} because a is negative, making $1 - 2a$ positive. Also n is odd, so $(-1)^n = -1$. Thus $1 + (-1)^n(2n - 1) = 1 - (2n - 1) = 1 - (2(1 - 2a) - 1) = 4a = k$.

The above cases show that no matter whether a multiple $k = 4a$ of 4 is zero, positive or negative, $k = 1 + (-1)^n(2n - 1)$ for some $n \in \mathbb{N}$. ■

4.5 Treating Similar Cases

Occasionally two or more cases in a proof will be so similar that writing them separately seems tedious or unnecessary. Here is an example:

Proposition If two integers have opposite parity, then their sum is odd.

Proof. Suppose m and n are two integers with opposite parity.

We need to show that $m + n$ is odd. This is done in two cases, as follows.

Case 1. Suppose m is even and n is odd. Thus $m = 2a$ and $n = 2b + 1$ for some integers a and b . Therefore $m + n = 2a + 2b + 1 = 2(a + b) + 1$, which is odd (by Definition 4.2).

Case 2. Suppose m is odd and n is even. Thus $m = 2a + 1$ and $n = 2b$ for some integers a and b . Therefore $m + n = 2a + 1 + 2b = 2(a + b) + 1$, which is odd (by Definition 4.2).

In either case, $m + n$ is odd. ■

The two cases in this proof are entirely alike except for the order in which the even and odd terms occur. It is entirely appropriate to just do one case and indicate that the other case is nearly identical. The phrase “*Without loss of generality...*” is a common way of signaling that the proof is treating just one of several nearly identical cases. Here is a second version of the above example.

Proposition If two integers have opposite parity, then their sum is odd.

Proof. Suppose m and n are two integers with opposite parity.

We need to show that $m + n$ is odd.

Without loss of generality, suppose m is even and n is odd.

Thus $m = 2a$ and $n = 2b + 1$ for some integers a and b .

Therefore $m + n = 2a + 2b + 1 = 2(a + b) + 1$, which is odd (by Definition 4.2). ■

In reading proofs in other texts, you may sometimes see the phrase “Without loss of generality” abbreviated as “WLOG.” However, in the interest of transparency we will avoid writing it this way. In a similar spirit, it is advisable—at least until you become more experienced in proof writing—that you write out all cases, no matter how similar they appear to be.

Please check your understanding by doing the following exercises. The odd numbered problems have complete proofs in the Solutions section in the back of the text.

Exercises for Chapter 4

Use the method of direct proof to prove the following statements.

1. If x is an even integer, then x^2 is even.
2. If x is an odd integer, then x^3 is odd.
3. If a is an odd integer, then $a^2 + 3a + 5$ is odd.
4. Suppose $x, y \in \mathbb{Z}$. If x and y are odd, then xy is odd.
5. Suppose $x, y \in \mathbb{Z}$. If x is even, then xy is even.
6. Suppose $a, b, c \in \mathbb{Z}$. If $a \mid b$ and $a \mid c$, then $a \mid (b + c)$.
7. Suppose $a, b \in \mathbb{Z}$. If $a \mid b$, then $a^2 \mid b^2$.
8. Suppose a is an integer. If $5 \mid 2a$, then $5 \mid a$.
9. Suppose a is an integer. If $7 \mid 4a$, then $7 \mid a$.
10. Suppose a and b are integers. If $a \mid b$, then $a \mid (3b^3 - b^2 + 5b)$.
11. Suppose $a, b, c, d \in \mathbb{Z}$. If $a \mid b$ and $c \mid d$, then $ac \mid bd$.
12. If $x \in \mathbb{R}$ and $0 < x < 4$, then $\frac{4}{x(4-x)} \geq 1$.
13. Suppose $x, y \in \mathbb{R}$. If $x^2 + 5y = y^2 + 5x$, then $x = y$ or $x + y = 5$.
14. If $n \in \mathbb{Z}$, then $5n^2 + 3n + 7$ is odd. (Try cases.)
15. If $n \in \mathbb{Z}$, then $n^2 + 3n + 4$ is even. (Try cases.)
16. If two integers have the same parity, then their sum is even. (Try cases.)
17. If two integers have opposite parity, then their product is even.
18. Suppose x and y are positive real numbers. If $x < y$, then $x^2 < y^2$.
19. Suppose a, b and c are integers. If $a^2 \mid b$ and $b^3 \mid c$, then $a^6 \mid c$.

- 20.** If a is an integer and $a^2 \mid a$, then $a \in \{-1, 0, 1\}$.
- 21.** If p is prime and k is an integer for which $0 < k < p$, then p divides $\binom{p}{k}$.
- 22.** If $n \in \mathbb{N}$, then $n^2 = 2\binom{n}{2} + \binom{n}{1}$. (You may need a separate case for $n = 1$.)
- 23.** If $n \in \mathbb{N}$, then $\binom{2n}{n}$ is even.
- 24.** If $n \in \mathbb{N}$ and $n \geq 2$, then the numbers $n! + 2, n! + 3, n! + 4, n! + 5, \dots, n! + n$ are all composite. (Thus for any $n \geq 2$, one can find $n - 1$ consecutive composite numbers. This means there are arbitrarily large “gaps” between prime numbers.)
- 25.** If $a, b, c \in \mathbb{N}$ and $c \leq b \leq a$, then $\binom{a}{b}\binom{b}{c} = \binom{a}{b-c}\binom{a-b+c}{c}$.
- 26.** Every odd integer is a difference of two squares. (Example $7 = 4^2 - 3^2$, etc.)
- 27.** Suppose $a, b \in \mathbb{N}$. If $\gcd(a, b) > 1$, then $b \mid a$ or b is not prime.
- 28.** Let $a, b, c \in \mathbb{Z}$. Suppose a and b are not both zero, and $c \neq 0$. Prove that $c \cdot \gcd(a, b) \leq \gcd(ca, cb)$.

Contrapositive Proof

We now examine an alternative to direct proof called **contrapositive proof**. Like direct proof, the technique of contrapositive proof is used to prove conditional statements of the form “*If P , then Q .*” Although it is possible to use direct proof exclusively, there are occasions where contrapositive proof is much easier.

5.1 Contrapositive Proof

To understand how contrapositive proof works, imagine that you need to prove a proposition of the following form.

Proposition If P , then Q .

This is a conditional statement of form $P \Rightarrow Q$. Our goal is to show that this conditional statement is true. Recall that in Section 2.6 we observed that $P \Rightarrow Q$ is logically equivalent to $\sim Q \Rightarrow \sim P$. For convenience, we duplicate the truth table that verifies this fact.

P	Q	$\sim Q$	$\sim P$	$P \Rightarrow Q$	$\sim Q \Rightarrow \sim P$
T	T	F	F	T	T
T	F	T	F	F	F
F	T	F	T	T	T
F	F	T	T	T	T

According to the table, statements $P \Rightarrow Q$ and $\sim Q \Rightarrow \sim P$ are different ways of expressing exactly the same thing. The expression $\sim Q \Rightarrow \sim P$ is called the **contrapositive form** of $P \Rightarrow Q$. (Do not confuse the two words *contrapositive* and *converse*. Recall from Section 2.4 that the *converse* of $P \Rightarrow Q$ is the statement $Q \Rightarrow P$, which is *not* logically equivalent to $P \Rightarrow Q$.)

Since $P \Rightarrow Q$ is logically equivalent to $\sim Q \Rightarrow \sim P$, it follows that to prove $P \Rightarrow Q$ is true, it suffices to instead prove that $\sim Q \Rightarrow \sim P$ is true. If we were to use direct proof to show $\sim Q \Rightarrow \sim P$ is true, we would assume $\sim Q$ is true and use this to deduce that $\sim P$ is true. This in fact is the basic approach of contrapositive proof, summarized as follows.

Outline for Contrapositive Proof

Proposition If P , then Q .

Proof. Suppose $\sim Q$.

⋮

Therefore $\sim P$. ■

So the setup for contrapositive proof is very simple. The first line of the proof is the sentence “*Suppose Q is not true.*” (Or something to that effect.) The last line is the sentence “*Therefore P is not true.*” Between the first and last line we use logic and definitions to transform the statement $\sim Q$ to the statement $\sim P$.

To illustrate this new technique, and to contrast it with direct proof, we now prove a proposition in two ways: first with direct proof and then with contrapositive proof.

Proposition Suppose $x \in \mathbb{Z}$. If $7x + 9$ is even, then x is odd.

Proof. (Direct) Suppose $7x + 9$ is even.

Thus $7x + 9 = 2a$ for some integer a .

Subtracting $6x + 9$ from both sides, we get $x = 2a - 6x - 9$.

Thus $x = 2a - 6x - 9 = 2a - 6x - 10 + 1 = 2(a - 3x - 5) + 1$.

Consequently $x = 2b + 1$, where $b = a - 3x - 5 \in \mathbb{Z}$.

Therefore x is odd. ■

Here is a contrapositive proof of the same statement:

Proposition Suppose $x \in \mathbb{Z}$. If $7x + 9$ is even, then x is odd.

Proof. (Contrapositive) Suppose x is not odd.

Thus x is even, so $x = 2a$ for some integer a .

Then $7x + 9 = 7(2a) + 9 = 14a + 8 + 1 = 2(7a + 4) + 1$.

Therefore $7x + 9 = 2b + 1$, where b is the integer $7a + 4$.

Consequently $7x + 9$ is odd.

Therefore $7x + 9$ is not even. ■

Though the proofs have equal length, you may feel that the contrapositive proof was smoother. This is because it is easier to transform information about x into information about $7x + 9$ than the other way around. For our next example, consider the following proposition concerning an integer x :

Proposition Suppose $x \in \mathbb{Z}$. If $x^2 - 6x + 5$ is even, then x is odd.

A direct proof would be problematic. We would begin by assuming that $x^2 - 6x + 5$ is even, so $x^2 - 6x + 5 = 2a$. Then we would need to transform this into $x = 2b + 1$ for $b \in \mathbb{Z}$. But it is not quite clear how that could be done, for it would involve isolating an x from the quadratic expression. However the proof becomes very simple if we use contrapositive proof.

Proposition Suppose $x \in \mathbb{Z}$. If $x^2 - 6x + 5$ is even, then x is odd.

Proof. (Contrapositive) Suppose x is not odd.

Thus x is even, so $x = 2a$ for some integer a .

So $x^2 - 6x + 5 = (2a)^2 - 6(2a) + 5 = 4a^2 - 12a + 5 = 4a^2 - 12a + 4 + 1 = 2(2a^2 - 6a + 2) + 1$.

Therefore $x^2 - 6x + 5 = 2b + 1$, where b is the integer $2a^2 - 6a + 2$.

Consequently $x^2 - 6x + 5$ is odd.

Therefore $x^2 - 6x + 5$ is not even. ■

In summary, since x being not odd ($\sim Q$) resulted in $x^2 - 6x + 5$ being not even ($\sim P$), then $x^2 - 6x + 5$ being even (P) means that x is odd (Q). Thus we have proved $P \Rightarrow Q$ by proving $\sim Q \Rightarrow \sim P$. Here is another example:

Proposition Suppose $x, y \in \mathbb{R}$. If $y^3 + yx^2 \leq x^3 + xy^2$, then $y \leq x$.

Proof. (Contrapositive) Suppose it is not true that $y \leq x$, so $y > x$.

Then $y - x > 0$. Multiply both sides of $y - x > 0$ by the positive value $x^2 + y^2$.

$$\begin{aligned} (y-x)(x^2+y^2) &> 0(x^2+y^2) \\ yx^2+y^3-x^3-xy^2 &> 0 \\ y^3+yx^2 &> x^3+xy^2 \end{aligned}$$

Therefore $y^3 + yx^2 > x^3 + xy^2$, so it is not true that $y^3 + yx^2 \leq x^3 + xy^2$. ■

Proving “If P , then Q ,” with the contrapositive approach necessarily involves the negated statements $\sim P$ and $\sim Q$. In working with these we may have to use the techniques for negating statements (e.g., DeMorgan’s laws) discussed in Section 2.10. We consider such an example next.

Proposition Suppose $x, y \in \mathbb{Z}$. If $5 \nmid xy$, then $5 \nmid x$ and $5 \nmid y$.

Proof. (Contrapositive) Suppose it is not true that $5 \nmid x$ **and** $5 \nmid y$. By DeMorgan's law, it is not true that $5 \nmid x$ **or** it is not true that $5 \nmid y$. Therefore $5 \mid x$ or $5 \mid y$. We consider these possibilities separately.

Case 1. Suppose $5 \mid x$. Then $x = 5a$ for some $a \in \mathbb{Z}$.

From this we get $xy = (5a)y = 5(ay)$, and that means $5 \mid xy$.

Case 2. Suppose $5 \mid y$. Then $y = 5a$ for some $a \in \mathbb{Z}$.

From this we get $xy = x(5a) = 5(xa)$, and that means $5 \mid xy$.

The above cases show that $5 \mid xy$, so it is not true that $5 \nmid xy$. ■

5.2 Congruence of Integers

Now is a good time to introduce a new definition that occurs in many branches of mathematics and will surely play a role in some of your later courses. But our main reason for introducing it is that it provides more opportunities to practice writing proofs, both direct and contrapositive.

Definition 5.1 Given integers a and b and $n \in \mathbb{N}$, we say that a and b are **congruent modulo n** if $n \mid (a - b)$. We express this as $a \equiv b \pmod{n}$. If a and b are not congruent modulo n , we write this as $a \not\equiv b \pmod{n}$.

Example 5.1 Here are some examples:

1. $9 \equiv 1 \pmod{4}$ because $4 \mid (9 - 1)$.
2. $6 \equiv 10 \pmod{4}$ because $4 \mid (6 - 10)$.
3. $14 \not\equiv 8 \pmod{4}$ because $4 \nmid (14 - 8)$.
4. $20 \equiv 4 \pmod{8}$ because $8 \mid (20 - 4)$.
5. $17 \equiv -4 \pmod{3}$ because $3 \mid (17 - (-4))$.

In practical terms, $a \equiv b \pmod{n}$ means that a and b have the same remainder when divided by n . For example, we saw above that $6 \equiv 10 \pmod{4}$ and indeed 6 and 10 both have remainder 2 when divided by 4. Also we saw $14 \not\equiv 8 \pmod{4}$, and sure enough 14 has remainder 2 when divided by 4, while 8 has remainder 0.

To see that this is true in general, note that if a and b both have the same remainder r when divided by n , then it follows that $a = kn + r$ and $b = \ell n + r$ for some $k, \ell \in \mathbb{Z}$. Then $a - b = (kn + r) - (\ell n + r) = n(k - \ell)$. But $a - b = n(k - \ell)$ means $n \mid (a - b)$, so $a \equiv b \pmod{n}$. Conversely, this chapter's Exercise 32 asks you to show that if $a \equiv b \pmod{n}$, then a and b have the same remainder when divided by n .

We conclude this section with several proofs involving congruence of integers, but you will also test your skills with other proofs in the exercises.

Proposition Let $a, b \in \mathbb{Z}$ and $n \in \mathbb{N}$. If $a \equiv b \pmod{n}$, then $a^2 \equiv b^2 \pmod{n}$.

Proof. We will use direct proof. Suppose $a \equiv b \pmod{n}$.

By definition of congruence of integers, this means $n \mid (a - b)$.

Then by definition of divisibility, there is an integer c for which $a - b = nc$.

Now multiply both sides of this equation by $a + b$.

$$\begin{aligned} a - b &= nc \\ (a - b)(a + b) &= nc(a + b) \\ a^2 - b^2 &= nc(a + b) \end{aligned}$$

Since $c(a + b) \in \mathbb{Z}$, the above equation tells us $n \mid (a^2 - b^2)$.

According to Definition 5.1, this gives $a^2 \equiv b^2 \pmod{n}$. ■

Let's pause to consider this proposition's meaning. It says $a \equiv b \pmod{n}$ implies $a^2 \equiv b^2 \pmod{n}$. In other words, it says that if integers a and b have the same remainder when divided by n , then a^2 and b^2 also have the same remainder when divided by n . As an example of this, 6 and 10 have the same remainder (2) when divided by $n = 4$, and their squares 36 and 100 also have the same remainder (0) when divided by $n = 4$. The proposition promises this will happen for all a, b and n . In our examples we tend to concentrate more on how to prove propositions than on what the propositions mean. This is reasonable since our main goal is to learn how to prove statements. But it is helpful to sometimes also think about the meaning of what we prove.

Proposition Let $a, b, c \in \mathbb{Z}$ and $n \in \mathbb{N}$. If $a \equiv b \pmod{n}$, then $ac \equiv bc \pmod{n}$.

Proof. We employ direct proof. Suppose $a \equiv b \pmod{n}$. By Definition 5.1, it follows that $n \mid (a - b)$. Therefore, by definition of divisibility, there exists an integer k for which $a - b = nk$. Multiply both sides of this equation by c to get $ac - bc = nkc$. Thus $ac - bc = n(kc)$ where $kc \in \mathbb{Z}$, which means $n \mid (ac - bc)$. By Definition 5.1, we have $ac \equiv bc \pmod{n}$. ■

Contrapositive proof seems to be the best approach in the next example, since it will eliminate the symbols \nmid and \neq .

Proposition Suppose $a, b \in \mathbb{Z}$ and $n \in \mathbb{N}$. If $12a \not\equiv 12b \pmod{n}$, then $n \nmid 12$.

Proof. (Contrapositive) Suppose $n \mid 12$. Then $12 = nc$ for some $c \in \mathbb{Z}$. Thus

$$12(a - b) = nc(a - b)$$

From this, $12a - 12b = n(ca - cb)$. Because $ca - cb \in \mathbb{Z}$, we get $n \mid (12a - 12b)$. This in turn means $12a \equiv 12b \pmod{n}$. ■

5.3 Mathematical Writing

Now that we have begun writing proofs, it is a good time to contemplate the craft of writing. Unlike logic and mathematics, where there is a clear-cut distinction between what is right or wrong, the difference between good and bad writing is sometimes a matter of opinion. But there are some standard guidelines that will make your writing clearer. Some are listed below.

1. **Begin each sentence with a word, not a mathematical symbol.**

The reason is that sentences begin with capital letters, but mathematical symbols are case sensitive. Because x and X can have entirely different meanings, putting such symbols at the beginning of a sentence can lead to ambiguity. Here are some examples of bad usage (marked with \times) and good usage (marked with \checkmark):

A is a subset of B . \times

The set A is a subset of B . \checkmark

x is an integer, so $2x + 5$ is an integer. \times

Because x is an integer, $2x + 5$ is an integer. \checkmark

$x^2 - x + 2 = 0$ has two solutions. \times

$X^2 - x + 2 = 0$ has two solutions. \times (and silly too)

The equation $x^2 - x + 2 = 0$ has two solutions. \checkmark

2. **End each sentence with a period,** even when the sentence ends with a mathematical symbol or expression.

Euler proved that $\sum_{k=1}^{\infty} \frac{1}{k^s} = \prod_{p \in P} \frac{1}{1 - \frac{1}{p^s}}$ \times

Euler proved that $\sum_{k=1}^{\infty} \frac{1}{k^s} = \prod_{p \in P} \frac{1}{1 - \frac{1}{p^s}}$. \checkmark

Mathematical statements (equations, etc.) are like English phrases that happen to contain special symbols, so use normal punctuation.

3. Separate mathematical symbols and expressions with words.

Not doing this can cause confusion by making distinct expressions appear to merge. Compare the clarity of the following examples.

Because $x^2 - 1 = 0$, $x = 1$ or $x = -1$. ×

Because $x^2 - 1 = 0$, it follows that $x = 1$ or $x = -1$. ✓

Unlike $A \cup B$, $A \cap B$ equals \emptyset . ×

Unlike $A \cup B$, the set $A \cap B$ equals \emptyset . ✓

4. Avoid misuse of symbols. Symbols such as $=$, \leq , \subseteq , \in , etc., are not words. While it is appropriate to use them in mathematical expressions, they are out of place in other contexts.

Since the two sets are $=$, one is a subset of the other. ×

Since the two sets are equal, one is a subset of the other. ✓

The empty set is a \subseteq of every set. ×

The empty set is a subset of every set. ✓

Since a is odd and x odd $\Rightarrow x^2$ odd, a^2 is odd. ×

Since a is odd and any odd number squared is odd, a^2 is odd. ✓

5. Avoid using unnecessary symbols. Mathematics is confusing enough without them. Don't muddy the water even more.

No set X has negative cardinality. ×

No set has negative cardinality. ✓

6. Use the first person plural. In mathematical writing, it is common to use the words "we" and "us" rather than "I," "you" or "me." It is as if the reader and writer are having a conversation, with the writer guiding the reader through the details of the proof.

7. Use the active voice. This is just a suggestion, but the active voice makes your writing more lively. (And briefer too.)

The value $x = 3$ is obtained through division of both sides by 5. ×

Dividing both sides by 5, we get $x = 3$. ✓

8. Explain each new symbol. In writing a proof, you must explain the meaning of every new symbol you introduce. Failure to do this can lead to ambiguity, misunderstanding and mistakes. For example, consider the following two possibilities for a sentence in a proof, where a and b have been introduced on a previous line.

- Since $a \mid b$, it follows that $b = ac$. ×
- Since $a \mid b$, it follows that $b = ac$ for some integer c . ✓

If you use the first form, then the reader may momentarily scan backwards looking for where the c entered into the picture, not realizing at first that it came from the definition of divides.

9. **Watch out for “it.”** The pronoun “it” causes confusion when it is unclear what it refers to. If there is any possibility of confusion, you should avoid “it.” Here is an example:

Since $X \subseteq Y$, and $0 < |X|$, we see that it is not empty. ×

Is “it” X or Y ? Either one would make sense, but which do we mean?

Since $X \subseteq Y$, and $0 < |X|$, we see that Y is not empty. ✓

10. **Since, because, as, for, so.** In proofs, it is common to use these words as conjunctions joining two statements, and meaning that one statement is true and as a consequence the other true. The following statements all mean that P is true (or assumed to be true) and as a consequence Q is true also.

Q since P	Q because P	Q , as P	Q , for P	P , so Q
Since P , Q	Because P , Q	As P , Q		

Notice that the meaning of these constructions is different from that of “If P , then Q ,” for they are asserting not only that P implies Q , but **also** that P is true. Exercise care in using them. It must be the case that P and Q are both statements **and** that Q really does follow from P .

- $x \in \mathbb{N}$, so \mathbb{Z} ×
- $x \in \mathbb{N}$, so $x \in \mathbb{Z}$ ✓

11. **Thus, hence, therefore, consequently.** These adverbs precede a statement that follows logically from previous sentences or clauses. Be sure that a statement follows them.

- Therefore $2k + 1$. ×
- Therefore $a = 2k + 1$. ✓

12. **Clarity is the gold standard of mathematical writing.** If you think breaking a rule makes your writing clearer, then break the rule.

Your mathematical writing will evolve with practice. One of the best ways to develop a good mathematical writing style is to read other people’s proofs. Adopt what works and avoid what doesn’t.

Exercises for Chapter 5

A. Prove the following statements with contrapositive proof. (In each case, think about how a direct proof would work. In most cases contrapositive is easier.)

1. Suppose $n \in \mathbb{Z}$. If n^2 is even, then n is even.
2. Suppose $n \in \mathbb{Z}$. If n^2 is odd, then n is odd.
3. Suppose $a, b \in \mathbb{Z}$. If $a^2(b^2 - 2b)$ is odd, then a and b are odd.
4. Suppose $a, b, c \in \mathbb{Z}$. If a does not divide bc , then a does not divide b .
5. Suppose $x \in \mathbb{R}$. If $x^2 + 5x < 0$ then $x < 0$.
6. Suppose $x \in \mathbb{R}$. If $x^3 - x > 0$ then $x > -1$.
7. Suppose $a, b \in \mathbb{Z}$. If both ab and $a + b$ are even, then both a and b are even.
8. Suppose $x \in \mathbb{R}$. If $x^5 - 4x^4 + 3x^3 - x^2 + 3x - 4 \geq 0$, then $x \geq 0$.
9. Suppose $n \in \mathbb{Z}$. If $3 \nmid n^2$, then $3 \nmid n$.
10. Suppose $x, y, z \in \mathbb{Z}$ and $x \neq 0$. If $x \nmid yz$, then $x \nmid y$ and $x \nmid z$.
11. Suppose $x, y \in \mathbb{Z}$. If $x^2(y + 3)$ is even, then x is even or y is odd.
12. Suppose $a \in \mathbb{Z}$. If a^2 is not divisible by 4, then a is odd.
13. Suppose $x \in \mathbb{R}$. If $x^5 + 7x^3 + 5x \geq x^4 + x^2 + 8$, then $x \geq 0$.

B. Prove the following statements using either direct or contrapositive proof.

14. If $a, b \in \mathbb{Z}$ and a and b have the same parity, then $3a + 7$ and $7b - 4$ do not.
15. Suppose $x \in \mathbb{Z}$. If $x^3 - 1$ is even, then x is odd.
16. Suppose $x, y \in \mathbb{Z}$. If $x + y$ is even, then x and y have the same parity.
17. If n is odd, then $8 \mid (n^2 - 1)$.
18. If $a, b \in \mathbb{Z}$, then $(a + b)^3 \equiv a^3 + b^3 \pmod{3}$.
19. Let $a, b, c \in \mathbb{Z}$ and $n \in \mathbb{N}$. If $a \equiv b \pmod{n}$ and $a \equiv c \pmod{n}$, then $c \equiv b \pmod{n}$.
20. If $a \in \mathbb{Z}$ and $a \equiv 1 \pmod{5}$, then $a^2 \equiv 1 \pmod{5}$.
21. Let $a, b \in \mathbb{Z}$ and $n \in \mathbb{N}$. If $a \equiv b \pmod{n}$, then $a^3 \equiv b^3 \pmod{n}$.
22. Let $a \in \mathbb{Z}$, $n \in \mathbb{N}$. If a has remainder r when divided by n , then $a \equiv r \pmod{n}$.
23. Let $a, b \in \mathbb{Z}$ and $n \in \mathbb{N}$. If $a \equiv b \pmod{n}$, then $a^2 \equiv ab \pmod{n}$.
24. If $a \equiv b \pmod{n}$ and $c \equiv d \pmod{n}$, then $ac \equiv bd \pmod{n}$.
25. Let $n \in \mathbb{N}$. If $2^n - 1$ is prime, then n is prime.
26. If $n = 2^k - 1$ for $k \in \mathbb{N}$, then every entry in Row n of Pascal's Triangle is odd.
27. If $a \equiv 0 \pmod{4}$ or $a \equiv 1 \pmod{4}$, then $\binom{a}{2}$ is even.
28. If $n \in \mathbb{Z}$, then $4 \nmid (n^2 - 3)$.
29. If integers a and b are not both zero, then $\gcd(a, b) = \gcd(a - b, b)$.
30. If $a \equiv b \pmod{n}$, then $\gcd(a, n) = \gcd(b, n)$.
31. Suppose the division algorithm applied to a and b yields $a = qb + r$. Prove $\gcd(a, b) = \gcd(r, b)$.
32. If $a \equiv b \pmod{n}$, then a and b have the same remainder when divided by n .

Proof by Contradiction

We now explore a third method of proof: **proof by contradiction**. This method is not limited to proving just conditional statements—it can be used to prove any kind of statement whatsoever. The basic idea is to assume that the statement we want to prove is *false*, and then show that this assumption leads to nonsense. We are then led to conclude that we were wrong to assume the statement was false, so the statement must be true. As an example, consider the following proposition and its proof.

Proposition If $a, b \in \mathbb{Z}$, then $a^2 - 4b \neq 2$.

Proof. Suppose this proposition is *false*.

This conditional statement being false means there exist numbers a and b for which $a, b \in \mathbb{Z}$ is true, but $a^2 - 4b \neq 2$ is false.

In other words, there exist integers $a, b \in \mathbb{Z}$ for which $a^2 - 4b = 2$.

From this equation we get $a^2 = 4b + 2 = 2(2b + 1)$, so a^2 is even.

Because a^2 is even, it follows that a is even, so $a = 2c$ for some integer c .

Now plug $a = 2c$ back into the boxed equation to get $(2c)^2 - 4b = 2$,

so $4c^2 - 4b = 2$. Dividing by 2, we get $2c^2 - 2b = 1$.

Therefore $1 = 2(c^2 - b)$, and because $c^2 - b \in \mathbb{Z}$, it follows that 1 is even.

We know 1 is **not** even, so something went wrong.

But all the logic after the first line of the proof is correct, so it must be that the first line was incorrect. In other words, we were wrong to assume the proposition was false. Thus the proposition is true. ■

You may be a bit suspicious of this line of reasoning, but in the next section we will see that it is logically sound. For now, notice that at the end of the proof we deduced that 1 is even, which conflicts with our knowledge that 1 is odd. In essence, we have obtained the statement $(1 \text{ is odd}) \wedge \sim(1 \text{ is odd})$, which has the form $C \wedge \sim C$. Notice that no matter what statement C is, and whether or not it is true, the statement $C \wedge \sim C$ is false. A statement—like this one—that cannot be true is called a **contradiction**. Contradictions play a key role in our new technique.

6.1 Proving Statements with Contradiction

Let's now see why the proof on the previous page is logically valid. In that proof we needed to show that a statement $P : (a, b \in \mathbb{Z}) \Rightarrow (a^2 - 4b \neq 2)$ was true. The proof began with the assumption that P was false, that is that $\sim P$ was true, and from this we deduced $C \wedge \sim C$. In other words we proved that $\sim P$ being true forces $C \wedge \sim C$ to be true, and this means that we proved that the *conditional* statement $(\sim P) \Rightarrow (C \wedge \sim C)$ is true. To see that this is the same as proving P is true, look at the following truth table for $(\sim P) \Rightarrow (C \wedge \sim C)$. Notice that the columns for P and $(\sim P) \Rightarrow (C \wedge \sim C)$ are exactly the same, so P is logically equivalent to $(\sim P) \Rightarrow (C \wedge \sim C)$.

P	C	$\sim P$	$C \wedge \sim C$	$(\sim P) \Rightarrow (C \wedge \sim C)$
T	T	F	F	T
T	F	F	F	T
F	T	T	F	F
F	F	T	F	F

Therefore to prove a statement P , it suffices to instead prove the conditional statement $(\sim P) \Rightarrow (C \wedge \sim C)$. This can be done with direct proof: Assume $\sim P$ and deduce $C \wedge \sim C$. Here is the outline:

Outline for Proof by Contradiction

Proposition P .

Proof. Suppose $\sim P$.

⋮

Therefore $C \wedge \sim C$. ■

A slightly unsettling feature of this method is that we may not know at the beginning of the proof what the statement C is going to be. In doing the scratch work for the proof, you assume that $\sim P$ is true, then deduce new statements until you have deduced some statement C and its negation $\sim C$.

If this method seems confusing, look at it this way. In the first line of the proof we suppose $\sim P$ is true, that is, we assume P is *false*. But if P is really true then this contradicts our assumption that P is false. But we haven't yet *proved* P to be true, so the contradiction is not obvious. We use logic and reasoning to transform the non-obvious contradiction $\sim P$ to an obvious contradiction $C \wedge \sim C$.

The idea of proof by contradiction is ancient, going back at least to the Pythagoreans, who used it to prove that certain numbers are irrational. Our next example follows their logic to prove that $\sqrt{2}$ is irrational. Recall that a number is rational if it is a fraction of integers, and it is irrational if it cannot be expressed as a fraction of integers. Here is the exact definition:

Definition 6.1 A real number x is **rational** if $x = \frac{a}{b}$ for some $a, b \in \mathbb{Z}$. Also, x is **irrational** if it is not rational, that is if $x \neq \frac{a}{b}$ for every $a, b \in \mathbb{Z}$.

We are now ready to use contradiction to prove that $\sqrt{2}$ is irrational. According to the outline, the first line of the proof should be “*Suppose that it is not true that $\sqrt{2}$ is irrational.*” But it is helpful (though not mandatory) to tip our reader off to the fact that we are using proof by contradiction. One standard way of doing this is to make the first line “*Suppose for the sake of contradiction that it is not true that $\sqrt{2}$ is irrational.*”

Proposition The number $\sqrt{2}$ is irrational.

Proof. Suppose for the sake of contradiction that it is not true that $\sqrt{2}$ is irrational. Then $\sqrt{2}$ is rational, so there are integers a and b for which

$$\sqrt{2} = \frac{a}{b}. \quad (6.1)$$

Let this fraction be fully reduced; in particular, this means that a and b are not both even. (If they were both even, then the fraction could be further reduced by factoring 2's from the numerator and denominator and canceling.) Squaring both sides of Equation 6.1 gives $2 = \frac{a^2}{b^2}$, and therefore

$$a^2 = 2b^2. \quad (6.2)$$

From this it follows that a^2 is even. But we proved earlier (Exercise 1 on page 136) that a^2 being even implies a is even. Thus, as we know that a and b are not both even, it follows that b is **odd**. Now, since a is even there is an integer c for which $a = 2c$. Plugging this value for a into Equation (6.2), we get $(2c)^2 = 2b^2$, so $4c^2 = 2b^2$, and hence $b^2 = 2c^2$. This means b^2 is even, so b is even also. But previously we deduced that b is odd. Thus we have the contradiction b is even **and** b is odd. ■

To appreciate the power of proof by contradiction, imagine trying to prove that $\sqrt{2}$ is irrational without it. Where would we begin? What would be our initial assumption? There are no clear answers to these questions.

Proof by contradiction gives us a starting point: Assume $\sqrt{2}$ is rational, and work from there.

In the above proof we got the contradiction $(b \text{ is even}) \wedge \sim(b \text{ is even})$ which has the form $C \wedge \sim C$. In general, your contradiction need not necessarily be of this form. Any statement that is clearly false is sufficient. For example $2 \neq 2$ would be a fine contradiction, as would be $4 \mid 2$, provided that you could deduce them.

Here is another ancient example, dating back at least as far as Euclid:

Proposition There are infinitely many prime numbers.

Proof. For the sake of contradiction, suppose there are only finitely many prime numbers. Then we can list all the prime numbers as $p_1, p_2, p_3, \dots, p_n$, where $p_1 = 2, p_2 = 3, p_3 = 5, p_4 = 7$ and so on. Thus p_n is the n th and largest prime number. Now consider the number $a = (p_1 p_2 p_3 \cdots p_n) + 1$, that is, a is the product of all prime numbers, plus 1. Now a , like any natural number greater than 1, has at least one prime divisor, and that means $p_k \mid a$ for at least one of our n prime numbers p_k . Thus there is an integer c for which $a = c p_k$, which is to say

$$(p_1 p_2 p_3 \cdots p_{k-1} p_{k+1} \cdots p_n) + 1 = c p_k.$$

Dividing both sides of this by p_k gives us

$$(p_1 p_2 p_3 \cdots p_{k-1} p_{k+1} \cdots p_n) + \frac{1}{p_k} = c,$$

so

$$\frac{1}{p_k} = c - (p_1 p_2 p_3 \cdots p_{k-1} p_{k+1} \cdots p_n).$$

The expression on the right is an integer, while the expression on the left is not an integer. This is a contradiction. ■

Proof by contradiction often works well in proving statements of the form $\forall x, P(x)$. The reason is that the proof set-up involves assuming $\sim \forall x, P(x)$, which as we know from Section 2.10 is equivalent to $\exists x, \sim P(x)$. This gives us a specific x for which $\sim P(x)$ is true, and often that is enough to produce a contradiction. Here is an example:

Proposition For every real number $x \in [0, \pi/2]$, we have $\sin x + \cos x \geq 1$.

Proof. Suppose for the sake of contradiction that this is not true.

Then there exists an $x \in [0, \pi/2]$ for which $\sin x + \cos x < 1$.

Since $x \in [0, \pi/2]$, neither $\sin x$ nor $\cos x$ is negative, so $0 \leq \sin x + \cos x < 1$. Thus $0^2 \leq (\sin x + \cos x)^2 < 1^2$, which gives $0^2 \leq \sin^2 x + 2 \sin x \cos x + \cos^2 x < 1^2$. As $\sin^2 x + \cos^2 x = 1$, this becomes $0 \leq 1 + 2 \sin x \cos x < 1$, so $1 + 2 \sin x \cos x < 1$. Subtracting 1 from both sides gives $2 \sin x \cos x < 0$. But this contradicts the fact that neither $\sin x$ nor $\cos x$ is negative. ■

6.2 Proving Conditional Statements by Contradiction

Since the previous two chapters dealt exclusively with proving conditional statements, we now formalize the procedure in which contradiction is used to prove a conditional statement. Suppose we want to prove a proposition of the following form.

Proposition If P , then Q .

Thus we need to prove that $P \Rightarrow Q$ is true. Proof by contradiction begins with the assumption that $\sim(P \Rightarrow Q)$ is true, that is, that $P \Rightarrow Q$ is false. But we know that $P \Rightarrow Q$ being false means that it is possible that P can be true while Q is false. Thus the first step in the proof is to assume P and $\sim Q$. Here is an outline:

Outline for Proving a Conditional Statement with Contradiction

Proposition If P , then Q .

Proof. Suppose P and $\sim Q$.

⋮

Therefore $C \wedge \sim C$. ■

To illustrate this new technique, we revisit a familiar result: If a^2 is even, then a is even. According to the outline, the first line of the proof should be “*For the sake of contradiction, suppose a^2 is even and a is not even.*”

Proposition Suppose $a \in \mathbb{Z}$. If a^2 is even, then a is even.

Proof. For the sake of contradiction, suppose a^2 is even and a is not even. Then a^2 is even, and a is odd.

Since a is odd, there is an integer c for which $a = 2c + 1$.

Then $a^2 = (2c + 1)^2 = 4c^2 + 4c + 1 = 2(2c^2 + 2c) + 1$, so a^2 is odd.

Thus a^2 is even and a^2 is not even, a contradiction. ■

Here is another example.

Proposition If $a, b \in \mathbb{Z}$ and $a \geq 2$, then $a \nmid b$ or $a \nmid (b + 1)$.

Proof. Suppose for the sake of contradiction there exist $a, b \in \mathbb{Z}$ with $a \geq 2$, and for which it is not true that $a \nmid b$ or $a \nmid (b + 1)$.

By DeMorgan's law, we have $a \mid b$ and $a \mid (b + 1)$.

The definition of divisibility says there are $c, d \in \mathbb{Z}$ with $b = ac$ and $b + 1 = ad$.

Subtracting one equation from the other gives $ad - ac = 1$, so $a(d - c) = 1$.

Since a is positive, $d - c$ is also positive (otherwise $a(d - c)$ would be negative).

Then $d - c$ is a positive integer and $a(d - c) = 1$, so $a = 1/(d - c) < 2$.

Thus we have $a \geq 2$ and $a < 2$, a contradiction. ■

6.3 Combining Techniques

Often in more complex proofs several proof techniques are combined within a single proof. For example, in proving a conditional statement $P \Rightarrow Q$, we might begin with direct proof and thus assume P to be true with the aim of ultimately showing Q is true. But the truth of Q might hinge on the truth of some other statement R which—together with P —would imply Q . We would then need to prove R , and we would use whichever proof technique seems most appropriate. This can lead to “proofs inside of proofs.” Consider the following example. The overall approach is direct, but inside the direct proof is a separate proof by contradiction.

Proposition Every non-zero rational number can be expressed as a product of two irrational numbers.

Proof. This proposition can be reworded as follows: If r is a non-zero rational number, then r is a product of two irrational numbers. In what follows, we prove this with direct proof.

Suppose r is a non-zero rational number. Then $r = \frac{a}{b}$ for integers a and b . Also, r can be written as a product of two numbers as follows:

$$r = \sqrt{2} \cdot \frac{r}{\sqrt{2}}.$$

We know $\sqrt{2}$ is irrational, so to complete the proof we must show $\frac{r}{\sqrt{2}}$ is also irrational.

To show this, assume for the sake of contradiction that $\frac{r}{\sqrt{2}}$ is rational.

This means

$$\frac{r}{\sqrt{2}} = \frac{c}{d}$$

for integers c and d , so

$$\sqrt{2} = r \frac{d}{c}.$$

But we know $r = \frac{a}{b}$, which combines with the above equation to give

$$\sqrt{2} = r \frac{d}{c} = \frac{a}{b} \frac{d}{c} = \frac{ad}{bc}.$$

This means $\sqrt{2}$ is rational, which is a contradiction because we know it is irrational. Therefore $\frac{r}{\sqrt{2}}$ is irrational.

Hence $r = \sqrt{2} \cdot \frac{r}{\sqrt{2}}$ is a product of two irrational numbers. ■

For another example of a proof-within-a-proof, try Exercise 5 at the end of this chapter (or see its solution). Exercise 5 asks you to prove that $\sqrt{3}$ is irrational. This turns out to be slightly trickier than proving that $\sqrt{2}$ is irrational.

6.4 Some Words of Advice

Despite the power of proof by contradiction, it's best to use it only when the direct and contrapositive approaches do not seem to work. The reason for this is that a proof by contradiction can often have hidden in it a simpler contrapositive proof, and if this is the case it's better to go with the simpler approach. Consider the following example.

Proposition Suppose $a \in \mathbb{Z}$. If $a^2 - 2a + 7$ is even, then a is odd.

Proof. (Contradiction) Suppose $a^2 - 2a + 7$ is even and a is not odd.

That is, suppose $a^2 - 2a + 7$ is even and a is even.

Since a is even, there is an integer c for which $a = 2c$.

Then $a^2 - 2a + 7 = (2c)^2 - 2(2c) + 7 = 2(2c^2 - 2c + 3) + 1$, so $a^2 - 2a + 7$ is odd.

Thus $a^2 - 2a + 7$ is both even and odd, a contradiction. ■

Though there is nothing really wrong with this proof, notice that part of it assumes a is not odd and deduces that $a^2 - 2a + 7$ is not even. That is the contrapositive approach! Thus it would be more efficient to proceed as follows, using contrapositive proof.

Proposition Suppose $a \in \mathbb{Z}$. If $a^2 - 2a + 7$ is even, then a is odd.

Proof. (Contrapositive) Suppose a is not odd.

Then a is even, so there is an integer c for which $a = 2c$.

Then $a^2 - 2a + 7 = (2c)^2 - 2(2c) + 7 = 2(2c^2 - 2c + 3) + 1$, so $a^2 - 2a + 7$ is odd.

Thus $a^2 - 2a + 7$ is not even. ■

Exercises for Chapter 6

- A. Use the method of proof by contradiction to prove the following statements. (In each case, you should also think about how a direct or contrapositive proof would work. You will find in most cases that proof by contradiction is easier.)
1. Suppose $n \in \mathbb{Z}$. If n is odd, then n^2 is odd.
 2. Suppose $n \in \mathbb{Z}$. If n^2 is odd, then n is odd.
 3. Prove that $\sqrt[3]{2}$ is irrational.
 4. Prove that $\sqrt{6}$ is irrational.
 5. Prove that $\sqrt{3}$ is irrational.
 6. If $a, b \in \mathbb{Z}$, then $a^2 - 4b - 2 \neq 0$.
 7. If $a, b \in \mathbb{Z}$, then $a^2 - 4b - 3 \neq 0$.
 8. Suppose $a, b, c \in \mathbb{Z}$. If $a^2 + b^2 = c^2$, then a or b is even.
 9. Suppose $a, b \in \mathbb{R}$. If a is rational and ab is irrational, then b is irrational.
 10. There exist no integers a and b for which $21a + 30b = 1$.
 11. There exist no integers a and b for which $18a + 6b = 1$.
 12. For every positive $x \in \mathbb{Q}$, there is a positive $y \in \mathbb{Q}$ for which $y < x$.
 13. For every $x \in [\pi/2, \pi]$, $\sin x - \cos x \geq 1$.
 14. If A and B are sets, then $A \cap (B - A) = \emptyset$.
 15. If $b \in \mathbb{Z}$ and $b \nmid k$ for every $k \in \mathbb{N}$, then $b = 0$.
 16. If a and b are positive real numbers, then $a + b \geq 2\sqrt{ab}$.
 17. For every $n \in \mathbb{Z}$, $4 \nmid (n^2 + 2)$.
 18. Suppose $a, b \in \mathbb{Z}$. If $4 \mid (a^2 + b^2)$, then a and b are not both odd.
- B. Prove the following statements using any method from Chapters 4, 5 or 6.
19. The product of any five consecutive integers is divisible by 120. (For example, the product of 3, 4, 5, 6 and 7 is 2520, and $2520 = 120 \cdot 21$.)
 20. We say that a point $P = (x, y)$ in \mathbb{R}^2 is **rational** if both x and y are rational. More precisely, P is rational if $P = (x, y) \in \mathbb{Q}^2$. An equation $F(x, y) = 0$ is said to have a **rational point** if there exists $x_0, y_0 \in \mathbb{Q}$ such that $F(x_0, y_0) = 0$. For example, the curve $x^2 + y^2 - 1 = 0$ has rational point $(x_0, y_0) = (1, 0)$. Show that the curve $x^2 + y^2 - 3 = 0$ has no rational points.
 21. Exercise 20 (above) involved showing that there are no rational points on the curve $x^2 + y^2 - 3 = 0$. Use this fact to show that $\sqrt{3}$ is irrational.
 22. Explain why $x^2 + y^2 - 3 = 0$ not having any rational solutions (Exercise 20) implies $x^2 + y^2 - 3^k = 0$ has no rational solutions for k an odd, positive integer.
 23. Use the above result to prove that $\sqrt{3^k}$ is irrational for all odd, positive k .
 24. The number $\log_2 3$ is irrational.

Part III

More on Proof

Proving Non-Conditional Statements

The last three chapters introduced three major proof techniques: direct, contrapositive and contradiction. These three techniques are used to prove statements of the form “*If P, then Q.*” As we know, most theorems and propositions have this conditional form, or they can be reworded to have this form. Thus the three main techniques are quite important. But some theorems and propositions cannot be put into conditional form. For example, some theorems have form “*P if and only if Q.*” Such theorems are biconditional statements, not conditional statements. In this chapter we examine ways to prove them. In addition to learning how to prove if-and-only-if theorems, we will also look at two other types of theorems.

7.1 If-and-Only-If Proof

Some propositions have the form

P if and only if Q.

We know from Section 2.4 that this statement asserts that **both** of the following conditional statements are true:

If *P*, then *Q*.

If *Q*, then *P*.

So to prove “*P if and only if Q,*” we must prove **two** conditional statements. Recall from Section 2.4 that $Q \Rightarrow P$ is called the *converse* of $P \Rightarrow Q$. Thus we need to prove both $P \Rightarrow Q$ and its converse. These are both conditional statements, so we may prove them with either direct, contrapositive or contradiction proof. Here is an outline:

Outline for If-and-Only-If Proof

Proposition *P if and only if Q.*

Proof.

[Prove $P \Rightarrow Q$ using direct, contrapositive or contradiction proof.]

[Prove $Q \Rightarrow P$ using direct, contrapositive or contradiction proof.] ■

Let's start with a very simple example. You already know that an integer n is odd if and only if n^2 is odd, but let's prove it anyway, just to illustrate the outline. In this example we prove $(n \text{ is odd}) \Rightarrow (n^2 \text{ is odd})$ using direct proof and $(n^2 \text{ is odd}) \Rightarrow (n \text{ is odd})$ using contrapositive proof.

Proposition The integer n is odd if and only if n^2 is odd.

Proof. First we show that n being odd implies that n^2 is odd. Suppose n is odd. Then, by definition of an odd number, $n = 2a + 1$ for some integer a . Thus $n^2 = (2a + 1)^2 = 4a^2 + 4a + 1 = 2(2a^2 + 2a) + 1$. This expresses n^2 as twice an integer, plus 1, so n^2 is odd.

Conversely, we need to prove that n^2 being odd implies that n is odd. We use contrapositive proof. Suppose n is not odd. Then n is even, so $n = 2a$ for some integer a (by definition of an even number). Thus $n^2 = (2a)^2 = 2(2a^2)$, so n^2 is even because it's twice an integer. Thus n^2 is not odd. We've now proved that if n is not odd, then n^2 is not odd, and this is a contrapositive proof that if n^2 is odd then n is odd. ■

In proving " P if and only if Q ," you should begin a new paragraph when starting the proof of $Q \Rightarrow P$. Since this is the converse of $P \Rightarrow Q$, it's a good idea to begin the paragraph with the word "*Conversely*" (as we did above) to remind the reader that you've finished the first part of the proof and are moving on to the second. Likewise, it's a good idea to remind the reader of exactly what statement that paragraph is proving.

The next example uses direct proof in both parts of the proof.

Proposition Suppose a and b are integers. Then $a \equiv b \pmod{6}$ if and only if $a \equiv b \pmod{2}$ and $a \equiv b \pmod{3}$.

Proof. First we prove that if $a \equiv b \pmod{6}$, then $a \equiv b \pmod{2}$ and $a \equiv b \pmod{3}$. Suppose $a \equiv b \pmod{6}$. This means $6 \mid (a - b)$, so there is an integer n for which

$$a - b = 6n.$$

From this we get $a - b = 2(3n)$, which implies $2 \mid (a - b)$, so $a \equiv b \pmod{2}$. But we also get $a - b = 3(2n)$, which implies $3 \mid (a - b)$, so $a \equiv b \pmod{3}$. Therefore $a \equiv b \pmod{2}$ and $a \equiv b \pmod{3}$.

Conversely, suppose $a \equiv b \pmod{2}$ and $a \equiv b \pmod{3}$. Since $a \equiv b \pmod{2}$ we get $2 \mid (a - b)$, so there is an integer k for which $a - b = 2k$. Therefore $a - b$ is even. Also, from $a \equiv b \pmod{3}$ we get $3 \mid (a - b)$, so there is an integer ℓ for which

$$a - b = 3\ell.$$

But since we know $a - b$ is even, it follows that ℓ must be even also, for if it were odd then $a - b = 3\ell$ would be odd (because $a - b$ would be the product of two odd integers). Hence $\ell = 2m$ for some integer m . Thus $a - b = 3\ell = 3 \cdot 2m = 6m$. This means $6 \mid (a - b)$, so $a \equiv b \pmod{6}$. ■

Since if-and-only-if proofs simply combine methods with which we are already familiar, we will not do any further examples in this section. But it is of utmost importance that you practice your skill on some of this chapter's exercises.

7.2 Equivalent Statements

In other courses you will sometimes encounter a certain kind of theorem that is neither a conditional nor a biconditional statement. Instead, it asserts that a list of statements is “*equivalent*.” You saw this (or will see it) in your linear algebra textbook, which featured the following theorem:

Theorem Suppose A is an $n \times n$ matrix. The following statements are equivalent:

- (a) The matrix A is invertible.
- (b) The equation $A\mathbf{x} = \mathbf{b}$ has a unique solution for every $\mathbf{b} \in \mathbb{R}^n$.
- (c) The equation $A\mathbf{x} = \mathbf{0}$ has only the trivial solution.
- (d) The reduced row echelon form of A is I_n .
- (e) $\det(A) \neq 0$.
- (f) The matrix A does not have 0 as an eigenvalue.

When a theorem asserts that a list of statements is “*equivalent*,” it is asserting that either the statements are all true, or they are all false. Thus the above theorem tells us that whenever we are dealing with a particular $n \times n$ matrix A , then either the statements (a) through (f) are all true for A , or statements (a) through (f) are all false for A . For example, if we happen to know that $\det(A) \neq 0$, the theorem assures us that in addition to statement (e) being true, **all** the statements (a) through (f) are true. On the other hand, if it happens that $\det(A) = 0$, the theorem tells us that all statements (a) through (f) are false. In this way, the theorem multiplies our knowledge of A by a factor of six. Obviously that can be very useful.

What method would we use to prove such a theorem? In a certain sense, the above theorem is like an if-and-only-if theorem. An if-and-only-if theorem of form $P \Leftrightarrow Q$ asserts that P and Q are either both true or both false, that is, that P and Q are equivalent. To prove $P \Leftrightarrow Q$ we prove $P \Rightarrow Q$ followed by $Q \Rightarrow P$, essentially making a “cycle” of implications from P to Q

and back to P . Similarly, one approach to proving the theorem about the $n \times n$ matrix would be to prove the conditional statement $(a) \Rightarrow (b)$, then $(b) \Rightarrow (c)$, then $(c) \Rightarrow (d)$, then $(d) \Rightarrow (e)$, then $(e) \Rightarrow (f)$ and finally $(f) \Rightarrow (a)$. This pattern is illustrated below.

$$\begin{array}{ccccc} (a) & \Rightarrow & (b) & \Rightarrow & (c) \\ \uparrow & & & & \downarrow \\ (f) & \Leftarrow & (e) & \Leftarrow & (d) \end{array}$$

Notice that if these six implications have been proved, then it really does follow that the statements (a) through (f) are either all true or all false. If one of them is true, then the circular chain of implications forces them all to be true. On the other hand, if one of them (say (c)) is false, the fact that $(b) \Rightarrow (c)$ is true forces (b) to be false. This combined with the truth of $(a) \Rightarrow (b)$ makes (a) false, and so on counterclockwise around the circle.

Thus to prove that n statements are equivalent, it suffices to prove n conditional statements showing each statement implies another, in a circular pattern. But it is not necessary that the pattern be circular. The following schemes would also do the job:

$$\begin{array}{ccccc} (a) & \Rightarrow & (b) & \Leftarrow & (c) \\ \uparrow & & \downarrow & & \\ (f) & \Leftarrow & (e) & \Leftarrow & (d) \end{array}$$

$$\begin{array}{ccccc} (a) & \Leftarrow & (b) & \Leftarrow & (c) \\ & & \Downarrow & & \\ (f) & \Leftarrow & (e) & \Leftarrow & (d) \end{array}$$

But a circular pattern yields the fewest conditional statements that must be proved. Whatever the pattern, each conditional statement can be proved with either direct, contrapositive or contradiction proof.

Though we shall not do any of these proofs in this text, you are sure to encounter them in subsequent courses.

7.3 Existence Proofs; Existence and Uniqueness Proofs

Up until this point, we have dealt with proving conditional statements or with statements that can be expressed with two or more conditional statements. Generally, these conditional statements have form $P(x) \Rightarrow Q(x)$. (Possibly with more than one variable.) We saw in Section 2.8 that this can be interpreted as a universally quantified statement $\forall x, P(x) \Rightarrow Q(x)$.

Thus, conditional statements are universally quantified statements, so in proving a conditional statement—whether we use direct, contrapositive or contradiction proof—we are really proving a universally quantified statement.

But how would we prove an *existentially* quantified statement? What technique would we employ to prove a theorem of the following form?

$$\exists x, R(x)$$

This statement asserts that there exists some specific object x for which $R(x)$ is true. To prove $\exists x, R(x)$ is true, all we would have to do is find and display an *example* of a specific x that makes $R(x)$ true.

Though most theorems and propositions are conditional (or if-and-only-if) statements, a few have the form $\exists x, R(x)$. Such statements are called **existence statements**, and theorems that have this form are called **existence theorems**. To prove an existence theorem, all you have to do is provide a particular example that shows it is true. This is often quite simple. (But not always!) Here are some examples:

Proposition There exists an even prime number.

Proof. Observe that 2 is an even prime number. ■

Admittedly, this last proposition was a bit of an oversimplification. The next one is slightly more challenging.

Proposition There exists an integer that can be expressed as the sum of two perfect cubes in two different ways.

Proof. Consider the number 1729. Note that $1^3 + 12^3 = 1729$ and $9^3 + 10^3 = 1729$. Thus the number 1729 can be expressed as the sum of two perfect cubes in two different ways. ■

Sometimes in the proof of an existence statement, a little verification is needed to show that the example really does work. For example, the above proof would be incomplete if we just asserted that 1729 can be written as a sum of two cubes in two ways without showing *how* this is possible.

WARNING: Although an example suffices to prove an existence statement, a single example does not prove a conditional statement.

Often an existence statement will be embedded inside of a conditional statement. Consider the following. (Recall the definition of gcd on page 116.)

If $a, b \in \mathbb{N}$, then there exist integers k and ℓ for which $\gcd(a, b) = ak + b\ell$.

This is a conditional statement that has the form

$$a, b \in \mathbb{N} \implies \exists k, \ell \in \mathbb{Z}, \gcd(a, b) = ak + b\ell.$$

To prove it with direct proof, we would first assume that $a, b \in \mathbb{N}$, then prove the existence statement $\exists k, \ell \in \mathbb{Z}, \gcd(a, b) = ak + b\ell$. That is, we would produce two integers k and ℓ (which depend on a and b) for which $\gcd(a, b) = ak + b\ell$. Let's carry out this plan. (We will use this fundamental proposition several times later, so it is given a number.)

Proposition 7.1 If $a, b \in \mathbb{N}$, then there exist integers k and ℓ for which $\gcd(a, b) = ak + b\ell$.

Proof. (Direct) Suppose $a, b \in \mathbb{N}$. Consider the set $A = \{ax + by : x, y \in \mathbb{Z}\}$. This set contains both positive and negative integers, as well as 0. (Reason: Let $y = 0$ and let x range over all integers. Then $ax + by = ax$ ranges over all multiples of a , both positive, negative and zero.) Let d be the smallest positive element of A . Then, because d is in A , it must have the form $d = ak + b\ell$ for some specific $k, \ell \in \mathbb{Z}$.

To finish, we will show $d = \gcd(a, b)$. We will first argue that d is a common divisor of a and b , and then that it is the *greatest* common divisor.

To see that $d \mid a$, use the division algorithm (page 30) to write $a = qd + r$ for integers q and r with $0 \leq r < d$. The equation $a = qd + r$ yields

$$\begin{aligned} r &= a - qd \\ &= a - q(ak + b\ell) \\ &= a(1 - qk) + b(-q\ell). \end{aligned}$$

Therefore r has form $r = ax + by$, so it belongs to A . But $0 \leq r < d$ and d is the smallest positive number in A , so r can't be positive; hence $r = 0$. Updating our equation $a = qd + r$, we get $a = qd$, so $d \mid a$. Repeating this argument with $b = qd + r$ shows $d \mid b$. Thus d is indeed a common divisor of a and b . It remains to show that it is the *greatest* common divisor.

As $\gcd(a, b)$ divides a and b , we have $a = \gcd(a, b) \cdot m$ and $b = \gcd(a, b) \cdot n$ for some $m, n \in \mathbb{Z}$. So $d = ak + b\ell = \gcd(a, b) \cdot mk + \gcd(a, b) \cdot n\ell = \gcd(a, b)(mk + n\ell)$, and thus d is a multiple of $\gcd(a, b)$. Therefore $d \geq \gcd(a, b)$. But d can't be a larger common divisor of a and b than $\gcd(a, b)$, so $d = \gcd(a, b)$. ■

We conclude this section with a discussion of so-called *uniqueness proofs*. Some existence statements have form “*There is a unique x for which $P(x)$.*” Such a statement asserts that there is *exactly one* example x for which $P(x)$ is true. To prove it, you must produce an example $x = d$ for which $P(d)$ is true, **and** you must show that d is the only such example. The next proposition illustrates this. In essence, it asserts that the set $\{ax + by : x, y \in \mathbb{Z}\}$ consists precisely of all the multiples of $\gcd(a, b)$.

Proposition Suppose $a, b \in \mathbb{N}$. Then there exists a unique $d \in \mathbb{N}$ for which: An integer m is a multiple of d if and only if $m = ax + by$ for some $x, y \in \mathbb{Z}$.

Proof. Suppose $a, b \in \mathbb{N}$. Let $d = \gcd(a, b)$. We first show that an integer m is a multiple of d if and only if $m = ax + by$ for some $x, y \in \mathbb{Z}$. Let $m = dn$ be a multiple of d . By Proposition 7.1 (on the previous page), there are integers k and ℓ for which $d = ak + b\ell$. Then $m = dn = (ak + b\ell)n = a(kn) + b(\ell n)$, so $m = ax + by$ for integers $x = kn$ and $y = \ell n$.

Conversely, suppose $m = ax + by$ for some $x, y \in \mathbb{Z}$. Since $d = \gcd(a, b)$ is a divisor of both a and b , we have $a = dc$ and $b = de$ for some $c, e \in \mathbb{Z}$. Then $m = ax + by = dcx + dey = d(cx + ey)$, and this is a multiple of d .

We have now shown that there is a natural number d with the property that m is a multiple of d if and only if $m = ax + by$ for some $x, y \in \mathbb{Z}$. It remains to show that d is the *unique* such natural number. To do this, suppose d' is *any* natural number with the property that d has:

$$m \text{ is a multiple of } d' \iff m = ax + by \text{ for some } x, y \in \mathbb{Z}. \quad (7.1)$$

We next argue that $d' = d$; that is, d is the *unique* natural number with the stated property. Because of (7.1), $m = a \cdot 1 + b \cdot 0 = a$ is a multiple of d' . Likewise $m = a \cdot 0 + b \cdot 1 = b$ is a multiple of d' . Hence a and b are both multiples of d' , so d' is a common divisor of a and b , and therefore

$$d' \leq \gcd(a, b) = d.$$

But also, by (7.1), the multiple $m = d' \cdot 1 = d'$ of d' can be expressed as $d' = ax + by$ for some $x, y \in \mathbb{Z}$. As noted in the second paragraph of the proof, $a = dc$ and $b = de$ for some $c, e \in \mathbb{Z}$. Thus $d' = ax + by = dcx + dey = d(cx + ey)$, so d' is a multiple of d . As d' and d are both positive, it follows that

$$d \leq d'.$$

We've now shown that $d' \leq d$ and $d \leq d'$, so $d = d'$. The proof is complete. ■

7.4 Constructive Versus Non-Constructive Proofs

Existence proofs fall into two categories: constructive and non-constructive. Constructive proofs display an explicit example that proves the theorem; non-constructive proofs prove an example exists without actually giving it. We illustrate the difference with two proofs of the same fact: There exist *irrational* numbers x and y (possibly equal) for which x^y is *rational*.

Proposition There exist irrational numbers x, y for which x^y is rational.

Proof. Let $x = \sqrt{2}^{\sqrt{2}}$ and $y = \sqrt{2}$. We know y is irrational, but it is not clear whether x is rational or irrational. On one hand, if x is irrational, then we have an irrational number to an irrational power that is rational:

$$x^y = \left(\sqrt{2}^{\sqrt{2}} \right)^{\sqrt{2}} = \sqrt{2}^{\sqrt{2}\sqrt{2}} = \sqrt{2}^2 = 2.$$

On the other hand, if x is rational, then $y^y = \sqrt{2}^{\sqrt{2}} = x$ is rational. Either way, we have an irrational number to an irrational power that is rational. ■

The above is a classic example of a **non-constructive** proof. It shows that there exist irrational numbers x and y for which x^y is rational without actually producing (or constructing) an example. It convinces us that one of $(\sqrt{2}^{\sqrt{2}})^{\sqrt{2}}$ or $\sqrt{2}^{\sqrt{2}}$ is an irrational number to an irrational power that is rational, but it does not say which one is the correct example. It thus proves that an example exists without explicitly stating one.

Next comes a **constructive proof** of this statement, one that produces (or constructs) two explicit irrational numbers x, y for which x^y is rational.

Proposition There exist irrational numbers x, y for which x^y is rational.

Proof. Let $x = \sqrt{2}$ and $y = \log_2 9$. Then

$$x^y = \sqrt{2}^{\log_2 9} = \sqrt{2}^{\log_2 3^2} = \sqrt{2}^{2\log_2 3} = \left(\sqrt{2}^2 \right)^{\log_2 3} = 2^{\log_2 3} = 3.$$

As 3 is rational, we have shown that $x^y = 3$ is rational.

We know that $x = \sqrt{2}$ is irrational. The proof will be complete if we can show that $y = \log_2 9$ is irrational. Suppose for the sake of contradiction that $\log_2 9$ is rational, so there are integers a and b for which $\frac{a}{b} = \log_2 9$. This means $2^{a/b} = 9$, so $(2^{a/b})^b = 9^b$, which reduces to $2^a = 9^b$. But 2^a is even, while 9^b is odd (because it is the product of the odd number 9 with itself b times). This is a contradiction; the proof is complete. ■

This existence proof has inside of it a separate proof (by contradiction) that $\log_2 9$ is irrational. Such combinations of proof techniques are, of course, typical.

Be alert to constructive and non-constructive proofs as you read proofs in other books and articles, as well as to the possibility of crafting such proofs of your own.

Exercises for Chapter 7

Prove the following statements. These exercises are cumulative, covering all techniques addressed in Chapters 4–7.

1. Suppose $x \in \mathbb{Z}$. Then x is even if and only if $3x + 5$ is odd.
2. Suppose $x \in \mathbb{Z}$. Then x is odd if and only if $3x + 6$ is odd.
3. Given an integer a , then $a^3 + a^2 + a$ is even if and only if a is even.
4. Given an integer a , then $a^2 + 4a + 5$ is odd if and only if a is even.
5. An integer a is odd if and only if a^3 is odd.
6. Suppose $x, y \in \mathbb{R}$. Then $x^3 + x^2y = y^2 + xy$ if and only if $y = x^2$ or $y = -x$.
7. Suppose $x, y \in \mathbb{R}$. Then $(x + y)^2 = x^2 + y^2$ if and only if $x = 0$ or $y = 0$.
8. Suppose $a, b \in \mathbb{Z}$. Prove that $a \equiv b \pmod{10}$ if and only if $a \equiv b \pmod{2}$ and $a \equiv b \pmod{5}$.
9. Suppose $a \in \mathbb{Z}$. Prove that $14 \mid a$ if and only if $7 \mid a$ and $2 \mid a$.
10. If $a \in \mathbb{Z}$, then $a^3 \equiv a \pmod{3}$.
11. Suppose $a, b \in \mathbb{Z}$. Prove that $(a - 3)b^2$ is even if and only if a is odd or b is even.
12. There exists a positive real number x for which $x^2 < \sqrt{x}$.
13. Suppose $a, b \in \mathbb{Z}$. If $a + b$ is odd, then $a^2 + b^2$ is odd.
14. Suppose $a \in \mathbb{Z}$. Then $a^2 \mid a$ if and only if $a \in \{-1, 0, 1\}$.
15. Suppose $a, b \in \mathbb{Z}$. Prove that $a + b$ is even if and only if a and b have the same parity.
16. Suppose $a, b \in \mathbb{Z}$. If ab is odd, then $a^2 + b^2$ is even.
17. There is a prime number between 90 and 100.
18. There is a set X for which $\mathbb{N} \in X$ and $\mathbb{N} \subseteq X$.
19. If $n \in \mathbb{N}$, then $2^0 + 2^1 + 2^2 + 2^3 + 2^4 + \dots + 2^n = 2^{n+1} - 1$.
20. There exists an $n \in \mathbb{N}$ for which $11 \mid (2^n - 1)$.
21. Every real solution of $x^3 + x + 3 = 0$ is irrational.
22. If $n \in \mathbb{Z}$, then $4 \mid n^2$ or $4 \mid (n^2 - 1)$.
23. Suppose a, b and c are integers. If $a \mid b$ and $a \mid (b^2 - c)$, then $a \mid c$.
24. If $a \in \mathbb{Z}$, then $4 \nmid (a^2 - 3)$.

25. If $p > 1$ is an integer and $n \nmid p$ for each integer n for which $2 \leq n \leq \sqrt{p}$, then p is prime.
26. The product of any n consecutive positive integers is divisible by $n!$.
27. Suppose $a, b \in \mathbb{Z}$. If $a^2 + b^2$ is a perfect square, then a and b are not both odd.
28. Prove the division algorithm: If $a, b \in \mathbb{N}$, there exist *unique* integers q, r for which $a = bq + r$, and $0 \leq r < b$. (A proof of existence is given in Section 1.9, but uniqueness needs to be established too.)
29. If $a \mid bc$ and $\gcd(a, b) = 1$, then $a \mid c$.
(Suggestion: Use the proposition on page 152.)
30. Suppose $a, b, p \in \mathbb{Z}$ and p is prime. Prove that if $p \mid ab$ then $p \mid a$ or $p \mid b$.
(Suggestion: Use the proposition on page 152.)
31. If $n \in \mathbb{Z}$, then $\gcd(n, n + 1) = 1$.
32. If $n \in \mathbb{Z}$, then $\gcd(n, n + 2) \in \{1, 2\}$.
33. If $n \in \mathbb{Z}$, then $\gcd(2n + 1, 4n^2 + 1) = 1$.
34. If $\gcd(a, c) = \gcd(b, c) = 1$, then $\gcd(ab, c) = 1$.
(Suggestion: Use the proposition on page 152.)
35. Suppose $a, b \in \mathbb{N}$. Then $a = \gcd(a, b)$ if and only if $a \mid b$.
36. Suppose $a, b \in \mathbb{N}$. Then $a = \text{lcm}(a, b)$ if and only if $b \mid a$.

Proofs Involving Sets

Students in their first advanced mathematics classes are often surprised by the extensive role that sets play and by the fact that most of the proofs they encounter are proofs about sets. Perhaps you've already seen such proofs in your linear algebra course, where a **vector space** was defined to be a *set* of objects (called vectors) that obey certain properties. Your text proved many things about vector spaces, such as the fact that the intersection of two vector spaces is also a vector space, and the proofs used ideas from set theory. As you go deeper into mathematics, you will encounter more and more ideas, theorems and proofs that involve sets. The purpose of this chapter is to give you a foundation that will prepare you for this new outlook.

We will discuss how to show that an object is an element of a set, how to prove one set is a subset of another and how to prove two sets are equal. As you read this chapter you may need to occasionally refer back to Chapter 1 to refresh your memory. For your convenience, the main definitions from Chapter 1 are summarized below. If A and B are sets, then

$$\begin{aligned}A \times B &= \{(x, y) : x \in A, y \in B\}, \\A \cup B &= \{x : (x \in A) \vee (x \in B)\}, \\A \cap B &= \{x : (x \in A) \wedge (x \in B)\}, \\A - B &= \{x : (x \in A) \wedge (x \notin B)\}, \\\overline{A} &= U - A.\end{aligned}$$

Recall that $A \subseteq B$ means that every element of A is also an element of B . Also, the *power set* of A is the set of all subsets of A :

$$\mathcal{P}(A) = \{X : X \subseteq A\}.$$

8.1 How to Prove $a \in A$

We will begin with a review of set-builder notation, and then review how to show that a given object a is an element of some set A .

Generally, a set A will be expressed in set-builder notation $A = \{x : P(x)\}$, where $P(x)$ is some open sentence about x . The set A is understood to have as elements all those things x for which $P(x)$ is true. For example,

$$\{x : x \text{ is an odd integer}\} = \{\dots, -5, -3, -1, 1, 3, 5, \dots\}.$$

A common variation of this notation is to express a set as $A = \{x \in S : P(x)\}$. Here it is understood that A consists of all elements x of the (predetermined) set S for which $P(x)$ is true. Keep in mind that, depending on context, x could be any kind of object (integer, ordered pair, set, function, etc.). There is also nothing special about the particular variable x ; any reasonable symbol x, y, k , etc., would do. Some examples follow.

$$\begin{aligned} \{n \in \mathbb{Z} : n \text{ is odd}\} &= \{\dots, -5, -3, -1, 1, 3, 5, \dots\} \\ \{x \in \mathbb{N} : 6 \mid x\} &= \{6, 12, 18, 24, 30, \dots\} \\ \{(a, b) \in \mathbb{Z} \times \mathbb{Z} : b = a + 5\} &= \{\dots, (-2, 3), (-1, 4), (0, 5), (1, 6), \dots\} \\ \{X \in \mathcal{P}(\mathbb{Z}) : |X| = 1\} &= \{\dots, \{-1\}, \{0\}, \{1\}, \{2\}, \{3\}, \{4\}, \dots\} \end{aligned}$$

Now it should be clear how to prove that an object a belongs to a set $\{x : P(x)\}$. Since $\{x : P(x)\}$ consists of all things x for which $P(x)$ is true, to show that $a \in \{x : P(x)\}$ we just need to show that $P(a)$ is true. Likewise, to show $a \in \{x \in S : P(x)\}$, we need to confirm that $a \in S$ and that $P(a)$ is true. These ideas are summarized below. However, you should **not** memorize these methods, you should **understand** them. With contemplation and practice, using them becomes natural and intuitive.

How to show $a \in \{x : P(x)\}$

Show that $P(a)$ is true.

How to show $a \in \{x \in S : P(x)\}$

1. Verify that $a \in S$.
2. Show that $P(a)$ is true.

Example 8.1 Let's investigate elements of $A = \{x : x \in \mathbb{N} \text{ and } 7 \mid x\}$. This set has form $A = \{x : P(x)\}$ where $P(x)$ is the open sentence $(x \in \mathbb{N}) \wedge (7 \mid x)$. Thus $21 \in A$ because $P(21)$ is true. Similarly, $7, 14, 28, 35$, etc., are all elements of A . But $8 \notin A$ (for example) because $P(8)$ is false. Likewise $-14 \notin A$ because $P(-14)$ is false.

Example 8.2 Consider the set $A = \{X \in \mathcal{P}(\mathbb{N}) : |X| = 3\}$. We know that $\{4, 13, 45\} \in A$ because $\{4, 13, 45\} \in \mathcal{P}(\mathbb{N})$ and $|\{4, 13, 45\}| = 3$. Also $\{1, 2, 3\} \in A$, $\{10, 854, 3\} \in A$, etc. However $\{1, 2, 3, 4\} \notin A$ because $|\{1, 2, 3, 4\}| \neq 3$. Further, $\{-1, 2, 3\} \notin A$ because $\{-1, 2, 3\} \notin \mathcal{P}(\mathbb{N})$.

Example 8.3 Consider the set $B = \{(x, y) \in \mathbb{Z} \times \mathbb{Z} : x \equiv y \pmod{5}\}$. Notice $(8, 23) \in B$ because $(8, 23) \in \mathbb{Z} \times \mathbb{Z}$ and $8 \equiv 23 \pmod{5}$. Likewise, $(100, 75) \in B$, $(102, 77) \in B$, etc., but $(6, 10) \notin B$.

Now suppose $n \in \mathbb{Z}$ and consider the ordered pair $(4n+3, 9n-2)$. Does this ordered pair belong to B ? To answer this, we first observe that $(4n+3, 9n-2) \in \mathbb{Z} \times \mathbb{Z}$. Next, we observe that $(4n+3) - (9n-2) = -5n+5 = 5(1-n)$, so $5 \mid ((4n+3) - (9n-2))$, which means $(4n+3) \equiv (9n-2) \pmod{5}$. Therefore we have established that $(4n+3, 9n-2)$ meets the requirements for belonging to B , so $(4n+3, 9n-2) \in B$ for every $n \in \mathbb{Z}$.

Example 8.4 This illustrates another common way of defining a set. Consider the set $C = \{3x^3 + 2 : x \in \mathbb{Z}\}$. Elements of this set consist of all the values $3x^3 + 2$ where x is an integer. Thus $-22 \in C$ because $-22 = 3(-2)^3 + 2$. You can confirm $-1 \in C$ and $5 \in C$, etc. Also $0 \notin C$ and $\frac{1}{2} \notin C$, etc.

8.2 How to Prove $A \subseteq B$

In this course (and more importantly, beyond it) you will encounter many circumstances where it is necessary to prove that one set is a subset of another. This section explains how to do this. The methods we discuss should improve your skills in both writing your own proofs and in comprehending the proofs that you read.

Recall (Definition 1.3) that if A and B are sets, then $A \subseteq B$ means that every element of A is also an element of B . In other words, it means *if $a \in A$, then $a \in B$* . Therefore to prove that $A \subseteq B$, we just need to prove that the conditional statement

“If $a \in A$, then $a \in B$ ”

is true. This can be proved directly, by assuming $a \in A$ and deducing $a \in B$. The contrapositive approach is another option: Assume $a \notin B$ and deduce $a \notin A$. Each of these two approaches is outlined below.

How to Prove $A \subseteq B$ (Direct approach)

Proof. Suppose $a \in A$.
 \vdots
 Therefore $a \in B$.
 Thus $a \in A$ implies $a \in B$,
 so it follows that $A \subseteq B$. ■

How to Prove $A \subseteq B$ (Contrapositive approach)

Proof. Suppose $a \notin B$.
 \vdots
 Therefore $a \notin A$.
 Thus $a \notin B$ implies $a \notin A$,
 so it follows that $A \subseteq B$. ■

In practice, the direct approach usually yields the most straightforward and easy proof, though occasionally the contrapositive is the most expedient. (You can even prove $A \subseteq B$ by contradiction: Assume $(a \in A) \wedge (a \notin B)$, and deduce a contradiction.) The remainder of this section consists of examples with occasional commentary. Unless stated otherwise, we will use the direct approach in all proofs; pay special attention to how the above outline for the direct approach is used.

Example 8.5 Prove that $\{x \in \mathbb{Z} : 18|x\} \subseteq \{x \in \mathbb{Z} : 6|x\}$.

Proof. Suppose $a \in \{x \in \mathbb{Z} : 18|x\}$.

This means that $a \in \mathbb{Z}$ and $18|a$.

By definition of divisibility, there is an integer c for which $a = 18c$.

Consequently $a = 6(3c)$, and from this we deduce that $6|a$.

Therefore a is one of the integers that 6 divides, so $a \in \{x \in \mathbb{Z} : 6|x\}$.

We've shown $a \in \{x \in \mathbb{Z} : 18|x\}$ implies $a \in \{x \in \mathbb{Z} : 6|x\}$, so it follows that $\{x \in \mathbb{Z} : 18|x\} \subseteq \{x \in \mathbb{Z} : 6|x\}$. ■

Example 8.6 Prove that $\{x \in \mathbb{Z} : 2|x\} \cap \{x \in \mathbb{Z} : 9|x\} \subseteq \{x \in \mathbb{Z} : 6|x\}$.

Proof. Suppose $a \in \{x \in \mathbb{Z} : 2|x\} \cap \{x \in \mathbb{Z} : 9|x\}$.

By definition of intersection, this means $a \in \{x \in \mathbb{Z} : 2|x\}$ and $a \in \{x \in \mathbb{Z} : 9|x\}$.

Since $a \in \{x \in \mathbb{Z} : 2|x\}$ we know $2|a$, so $a = 2c$ for some $c \in \mathbb{Z}$. Thus a is even.

Since $a \in \{x \in \mathbb{Z} : 9|x\}$ we know $9|a$, so $a = 9d$ for some $d \in \mathbb{Z}$.

As a is even, $a = 9d$ implies d is even. (Otherwise $a = 9d$ would be odd.)

Then $d = 2e$ for some integer e , and we have $a = 9d = 9(2e) = 6(3e)$.

From $a = 6(3e)$, we conclude $6|a$, and this means $a \in \{x \in \mathbb{Z} : 6|x\}$.

We have shown that $a \in \{x \in \mathbb{Z} : 2|x\} \cap \{x \in \mathbb{Z} : 9|x\}$ implies $a \in \{x \in \mathbb{Z} : 6|x\}$, so it follows that $\{x \in \mathbb{Z} : 2|x\} \cap \{x \in \mathbb{Z} : 9|x\} \subseteq \{x \in \mathbb{Z} : 6|x\}$. ■

Example 8.7 Show $\{(x, y) \in \mathbb{Z} \times \mathbb{Z} : x \equiv y \pmod{6}\} \subseteq \{(x, y) \in \mathbb{Z} \times \mathbb{Z} : x \equiv y \pmod{3}\}$.

Proof. Suppose $(a, b) \in \{(x, y) \in \mathbb{Z} \times \mathbb{Z} : x \equiv y \pmod{6}\}$.

This means $(a, b) \in \mathbb{Z} \times \mathbb{Z}$ and $a \equiv b \pmod{6}$.

Consequently $6|(a - b)$, so $a - b = 6c$ for some integer c .

It follows that $a - b = 3(2c)$, and this means $3|(a - b)$, so $a \equiv b \pmod{3}$.

Thus $(a, b) \in \{(x, y) \in \mathbb{Z} \times \mathbb{Z} : x \equiv y \pmod{3}\}$.

We've now seen that $(a, b) \in \{(x, y) \in \mathbb{Z} \times \mathbb{Z} : x \equiv y \pmod{6}\}$ implies $(a, b) \in \{(x, y) \in \mathbb{Z} \times \mathbb{Z} : x \equiv y \pmod{3}\}$, so it follows that $\{(x, y) \in \mathbb{Z} \times \mathbb{Z} : x \equiv y \pmod{6}\} \subseteq \{(x, y) \in \mathbb{Z} \times \mathbb{Z} : x \equiv y \pmod{3}\}$. ■

Some statements involving subsets are transparent enough that we often accept (and use) them without proof. For example, if A and B are any sets, then it's very easy to confirm $A \cap B \subseteq A$. (Reason: Suppose $x \in A \cap B$. Then $x \in A$ and $x \in B$ by definition of intersection, so in particular $x \in A$. Thus $x \in A \cap B$ implies $x \in A$, so $A \cap B \subseteq A$.) Other statements of this nature include $A \subseteq A \cup B$ and $A - B \subseteq A$, as well as conditional statements such as $(A \subseteq B) \wedge (B \subseteq C) \Rightarrow (A \subseteq C)$ and $(X \subseteq A) \Rightarrow (X \subseteq A \cup B)$. Our point of view in this text is that we do not need to prove such obvious statements unless we are explicitly asked to do so in an exercise. (Still, you should do some quick mental proofs to convince yourself that the above statements are true. If you don't see that $A \cap B \subseteq A$ is true but that $A \subseteq A \cap B$ is not necessarily true, then you need to spend more time on this topic.)

The next example will show that if A and B are sets, then $\mathcal{P}(A) \cup \mathcal{P}(B) \subseteq \mathcal{P}(A \cup B)$. Before beginning our proof, let's look at an example to see if this statement really makes sense. Suppose $A = \{1, 2\}$ and $B = \{2, 3\}$. Then

$$\begin{aligned} \mathcal{P}(A) \cup \mathcal{P}(B) &= \{\emptyset, \{1\}, \{2\}, \{1, 2\}\} \cup \{\emptyset, \{2\}, \{3\}, \{2, 3\}\} \\ &= \{\emptyset, \{1\}, \{2\}, \{3\}, \{1, 2\}, \{2, 3\}\}. \end{aligned}$$

Also $\mathcal{P}(A \cup B) = \mathcal{P}(\{1, 2, 3\}) = \{\emptyset, \{1\}, \{2\}, \{3\}, \{1, 2\}, \{2, 3\}, \{1, 3\}, \{1, 2, 3\}\}$. Thus, even though $\mathcal{P}(A) \cup \mathcal{P}(B) \neq \mathcal{P}(A \cup B)$, it is true that $\mathcal{P}(A) \cup \mathcal{P}(B) \subseteq \mathcal{P}(A \cup B)$ for this particular A and B . Now let's prove $\mathcal{P}(A) \cup \mathcal{P}(B) \subseteq \mathcal{P}(A \cup B)$ no matter what sets A and B are.

Example 8.8 Prove that if A and B are sets, then $\mathcal{P}(A) \cup \mathcal{P}(B) \subseteq \mathcal{P}(A \cup B)$.

Proof. Suppose $X \in \mathcal{P}(A) \cup \mathcal{P}(B)$.

By definition of union, this means $X \in \mathcal{P}(A)$ or $X \in \mathcal{P}(B)$.

Therefore $X \subseteq A$ or $X \subseteq B$ (by definition of power sets). We consider cases.

Case 1. Suppose $X \subseteq A$. Then $X \subseteq A \cup B$, and this means $X \in \mathcal{P}(A \cup B)$.

Case 2. Suppose $X \subseteq B$. Then $X \subseteq A \cup B$, and this means $X \in \mathcal{P}(A \cup B)$.

(We do not need to consider the case where $X \subseteq A$ and $X \subseteq B$ because that is taken care of by either of cases 1 or 2.) The above cases show that $X \in \mathcal{P}(A \cup B)$.

Thus we've shown that $X \in \mathcal{P}(A) \cup \mathcal{P}(B)$ implies $X \in \mathcal{P}(A \cup B)$, and this completes the proof that $\mathcal{P}(A) \cup \mathcal{P}(B) \subseteq \mathcal{P}(A \cup B)$. ■

In our next example, we prove a conditional statement. Direct proof is used, and in the process we use our new technique for showing $A \subseteq B$.

Example 8.9 Suppose A and B are sets. If $\mathcal{P}(A) \subseteq \mathcal{P}(B)$, then $A \subseteq B$.

Proof. We use direct proof. Assume $\mathcal{P}(A) \subseteq \mathcal{P}(B)$.

Based on this assumption, we must now show that $A \subseteq B$.

To show $A \subseteq B$, suppose that $a \in A$.

Then the one-element set $\{a\}$ is a subset of A , so $\{a\} \in \mathcal{P}(A)$.

But then, since $\mathcal{P}(A) \subseteq \mathcal{P}(B)$, it follows that $\{a\} \in \mathcal{P}(B)$.

This means that $\{a\} \subseteq B$, hence $a \in B$.

We've shown that $a \in A$ implies $a \in B$, so therefore $A \subseteq B$. ■

8.3 How to Prove $A = B$

In proofs it is often necessary to show that two sets are equal. There is a standard way of doing this. Suppose we want to show $A = B$. If we show $A \subseteq B$, then every element of A is also in B , but there is still a possibility that B could have some elements that are not in A , so we can't conclude $A = B$. But if *in addition* we also show $B \subseteq A$, then B can't contain anything that is not in A , so $A = B$. This is the standard procedure for proving $A = B$: Prove both $A \subseteq B$ and $B \subseteq A$.

How to Prove $A = B$

Proof.

[Prove that $A \subseteq B$.]

[Prove that $B \subseteq A$.]

Therefore, since $A \subseteq B$ and $B \subseteq A$,
it follows that $A = B$. ■

Example 8.10 Prove that $\{n \in \mathbb{Z} : 35|n\} = \{n \in \mathbb{Z} : 5|n\} \cap \{n \in \mathbb{Z} : 7|n\}$.

Proof. First we show $\{n \in \mathbb{Z} : 35|n\} \subseteq \{n \in \mathbb{Z} : 5|n\} \cap \{n \in \mathbb{Z} : 7|n\}$. Suppose $a \in \{n \in \mathbb{Z} : 35|n\}$. This means $35|a$, so $a = 35c$ for some $c \in \mathbb{Z}$. Thus $a = 5(7c)$ and $a = 7(5c)$. From $a = 5(7c)$ it follows that $5|a$, so $a \in \{n \in \mathbb{Z} : 5|n\}$. From $a = 7(5c)$ it follows that $7|a$, which means $a \in \{n \in \mathbb{Z} : 7|n\}$. As a belongs to both $\{n \in \mathbb{Z} : 5|n\}$ and $\{n \in \mathbb{Z} : 7|n\}$, we get $a \in \{n \in \mathbb{Z} : 5|n\} \cap \{n \in \mathbb{Z} : 7|n\}$. Thus we've shown that $\{n \in \mathbb{Z} : 35|n\} \subseteq \{n \in \mathbb{Z} : 5|n\} \cap \{n \in \mathbb{Z} : 7|n\}$.

Next we show $\{n \in \mathbb{Z} : 5|n\} \cap \{n \in \mathbb{Z} : 7|n\} \subseteq \{n \in \mathbb{Z} : 35|n\}$. Suppose that $a \in \{n \in \mathbb{Z} : 5|n\} \cap \{n \in \mathbb{Z} : 7|n\}$. By definition of intersection, this means that $a \in \{n \in \mathbb{Z} : 5|n\}$ and $a \in \{n \in \mathbb{Z} : 7|n\}$. Therefore it follows that $5|a$ and $7|a$. By definition of divisibility, there are integers c and d with $a = 5c$ and $a = 7d$. Then a has both 5 and 7 as prime factors, so the prime factorization of a

must include factors of 5 and 7. Hence $5 \cdot 7 = 35$ divides a , so $a \in \{n \in \mathbb{Z} : 35|n\}$. We've now shown that $\{n \in \mathbb{Z} : 5|n\} \cap \{n \in \mathbb{Z} : 7|n\} \subseteq \{n \in \mathbb{Z} : 35|n\}$.

At this point we've shown that $\{n \in \mathbb{Z} : 35|n\} \subseteq \{n \in \mathbb{Z} : 5|n\} \cap \{n \in \mathbb{Z} : 7|n\}$ and $\{n \in \mathbb{Z} : 5|n\} \cap \{n \in \mathbb{Z} : 7|n\} \subseteq \{n \in \mathbb{Z} : 35|n\}$, so we've proved $\{n \in \mathbb{Z} : 35|n\} = \{n \in \mathbb{Z} : 5|n\} \cap \{n \in \mathbb{Z} : 7|n\}$. ■

You know from algebra that if $c \neq 0$ and $ac = bc$, then $a = b$. The next example shows that an analogous statement holds for sets A, B and C . The example asks us to prove a conditional statement. We will prove it with direct proof. In carrying out the process of direct proof, we will have to use the new techniques from this section.

Example 8.11 Suppose A, B , and C are sets, and $C \neq \emptyset$. Prove that if $A \times C = B \times C$, then $A = B$.

Proof. Suppose $A \times C = B \times C$. We must now show $A = B$.

First we will show $A \subseteq B$. Suppose $a \in A$. Since $C \neq \emptyset$, there exists an element $c \in C$. Thus, since $a \in A$ and $c \in C$, we have $(a, c) \in A \times C$, by definition of the Cartesian product. But then, since $A \times C = B \times C$, it follows that $(a, c) \in B \times C$. But $(a, c) \in B \times C$ means $a \in B$, by definition of the Cartesian product. We have shown $a \in A$ implies $a \in B$, so $A \subseteq B$.

Next we show $B \subseteq A$. We use the same argument as above, with the roles of A and B reversed. Suppose $a \in B$. Since $C \neq \emptyset$, there exists an element $c \in C$. Thus, since $a \in B$ and $c \in C$, we have $(a, c) \in B \times C$. But then, since $B \times C = A \times C$, we have $(a, c) \in A \times C$. It follows that $a \in A$. We have shown $a \in B$ implies $a \in A$, so $B \subseteq A$.

The previous two paragraphs have shown $A \subseteq B$ and $B \subseteq A$, so $A = B$. In summary, we have shown that if $A \times C = B \times C$, then $A = B$. This completes the proof. ■

Now we'll look at another way that set operations are similar to operations on numbers. From algebra you are familiar with the distributive property $a \cdot (b + c) = a \cdot b + a \cdot c$. Replace the numbers a, b, c with sets A, B, C , and replace \cdot with \times and $+$ with \cap . We get $A \times (B \cap C) = (A \times B) \cap (A \times C)$. This statement turns out to be true, as we now prove.

Example 8.12 Given sets A, B and C , prove $A \times (B \cap C) = (A \times B) \cap (A \times C)$.

Proof. First we will show that $A \times (B \cap C) \subseteq (A \times B) \cap (A \times C)$.

Suppose $(a, b) \in A \times (B \cap C)$.

By definition of the Cartesian product, this means $a \in A$ and $b \in B \cap C$.

By definition of intersection, it follows that $b \in B$ and $b \in C$.

Thus, since $a \in A$ and $b \in B$, it follows that $(a, b) \in A \times B$ (by definition of \times). Also, since $a \in A$ and $b \in C$, it follows that $(a, b) \in A \times C$ (by definition of \times). Now we have $(a, b) \in A \times B$ and $(a, b) \in A \times C$, so $(a, b) \in (A \times B) \cap (A \times C)$. We've shown that $(a, b) \in A \times (B \cap C)$ implies $(a, b) \in (A \times B) \cap (A \times C)$ so we have $A \times (B \cap C) \subseteq (A \times B) \cap (A \times C)$.

Next we will show that $(A \times B) \cap (A \times C) \subseteq A \times (B \cap C)$.

Suppose $(a, b) \in (A \times B) \cap (A \times C)$.

By definition of intersection, this means $(a, b) \in A \times B$ and $(a, b) \in A \times C$.

By definition of the Cartesian product, $(a, b) \in A \times B$ means $a \in A$ and $b \in B$.

By definition of the Cartesian product, $(a, b) \in A \times C$ means $a \in A$ and $b \in C$.

We now have $b \in B$ and $b \in C$, so $b \in B \cap C$, by definition of intersection.

Thus we've deduced that $a \in A$ and $b \in B \cap C$, so $(a, b) \in A \times (B \cap C)$.

In summary, we've shown that $(a, b) \in (A \times B) \cap (A \times C)$ implies $(a, b) \in A \times (B \cap C)$ so we have $(A \times B) \cap (A \times C) \subseteq A \times (B \cap C)$.

The previous two paragraphs show that $A \times (B \cap C) \subseteq (A \times B) \cap (A \times C)$ and $(A \times B) \cap (A \times C) \subseteq A \times (B \cap C)$, so it follows that $(A \times B) \cap (A \times C) = A \times (B \cap C)$. ■

Occasionally you can prove two sets are equal by working out a series of equalities leading from one set to the other. This like showing two algebraic expressions are equal by manipulating one until you obtain the other. We illustrate this in the following example, which gives an alternate solution to the previous example. This approach is sometimes not applicable (or awkward), but when it works it can shorten a proof dramatically.

A quick note before beginning the example. Notice that any statement P is logically equivalent to $P \wedge P$. (Write out a truth table if you are in doubt.) At one point in the following example we will replace the expression $x \in A$ with the logically equivalent statement $(x \in A) \wedge (x \in A)$.

Example 8.13 Given sets A , B , and C , prove $A \times (B \cap C) = (A \times B) \cap (A \times C)$.

Proof. Just observe the following sequence of equalities.

$$\begin{aligned}
 A \times (B \cap C) &= \{(x, y) : (x \in A) \wedge (y \in B \cap C)\} && \text{(def. of } \times \text{)} \\
 &= \{(x, y) : (x \in A) \wedge (y \in B) \wedge (y \in C)\} && \text{(def. of } \cap \text{)} \\
 &= \{(x, y) : (x \in A) \wedge (x \in A) \wedge (y \in B) \wedge (y \in C)\} && (P = P \wedge P) \\
 &= \{(x, y) : ((x \in A) \wedge (y \in B)) \wedge ((x \in A) \wedge (y \in C))\} && \text{(rearrange)} \\
 &= \{(x, y) : (x \in A) \wedge (y \in B)\} \cap \{(x, y) : (x \in A) \wedge (y \in C)\} && \text{(def. of } \cap \text{)} \\
 &= (A \times B) \cap (A \times C) && \text{(def. of } \times \text{)}
 \end{aligned}$$

This completes the proof. ■

The equation $A \times (B \cap C) = (A \times B) \cap (A \times C)$ just obtained is a fundamental law that you may actually use fairly often as you continue with mathematics. Some similar equations are listed below. Each of these can be proved with this section's techniques, and the exercises will ask that you do so.

$$\left. \begin{array}{l} \overline{A \cap B} = \overline{A} \cup \overline{B} \\ \overline{A \cup B} = \overline{A} \cap \overline{B} \end{array} \right\} \text{DeMorgan's laws for sets}$$

$$\left. \begin{array}{l} A \cap (B \cup C) = (A \cap B) \cup (A \cap C) \\ A \cup (B \cap C) = (A \cup B) \cap (A \cup C) \\ A \times (B \cup C) = (A \times B) \cup (A \times C) \\ A \times (B \cap C) = (A \times B) \cap (A \times C) \end{array} \right\} \text{Distributive laws for sets}$$

It is very good practice to prove these equations. Depending on your learning style, it is probably not necessary to commit them to memory. But don't forget them entirely. They may be useful later in your mathematical work. If so, you can look them up or re-derive them on the spot. If you go on to study mathematics deeply, you will at some point realize that you've internalized them without even being cognizant of it.

8.4 Examples: Perfect Numbers

Sometimes it takes a good bit of work and creativity to show that one set is a subset of another or that they are equal. We illustrate this now with examples from number theory involving what are called perfect numbers. Even though this topic is quite old, dating back more than 2000 years, it leads to some questions that are unanswered even today.

The problem involves adding up the positive divisors of a natural number. To begin the discussion, consider the number 12. If we add up the positive divisors of 12 that are less than 12, we obtain $1 + 2 + 3 + 4 + 6 = 16$, which is greater than 12. Doing the same thing for 15, we get $1 + 3 + 5 = 9$, which is less than 15. For the most part, given a natural number p , the sum of its positive divisors less than itself will either be greater than p or less than p . But occasionally the divisors add up to exactly p . If this happens, then p is said to be a *perfect number*.

Definition 8.1 A number $p \in \mathbb{N}$ is **perfect** if it equals the sum of its positive divisors less than itself. Some examples follow.

- The number 6 is perfect since $6 = 1 + 2 + 3$.
- The number 28 is perfect since $28 = 1 + 2 + 4 + 7 + 14$.
- The number 496 is perfect since $496 = 1 + 2 + 4 + 8 + 16 + 31 + 62 + 124 + 248$.

Though it would take a while to find it by trial-and-error, the next perfect number after 496 is 8128. You can check that 8128 is perfect. Its divisors are 1, 2, 4, 8, 16, 32, 64, 127, 254, 508, 1016, 2032, 4064 and indeed

$$8128 = 1 + 2 + 4 + 8 + 16 + 32 + 64 + 127 + 254 + 508 + 1016 + 2032 + 4064.$$

Are there other perfect numbers? How can they be found? Do they obey any patterns? These questions fascinated the ancient Greek mathematicians. In what follows we will develop an idea—recorded by Euclid—that partially answers these questions. Euclid lived millennia before set theory was even invented, so he certainly did not use sets. Nonetheless we will phrase his idea in the language of sets.

Since our goal is to understand what numbers are perfect, let's define the following set:

$$P = \{p \in \mathbb{N} : p \text{ is perfect}\}.$$

Therefore $P = \{6, 28, 496, 8128, \dots\}$, but it is unclear what numbers are in P other than the ones listed. Our goal is to gain a better understanding of just which numbers the set P includes. To do this, we will examine the following set A . It looks more complicated than P , but it will be very helpful for understanding P , as we will soon see.

$$A = \{2^{n-1}(2^n - 1) : n \in \mathbb{N}, \text{ and } 2^n - 1 \text{ is prime}\}$$

In words, A consists of every natural number of form $2^{n-1}(2^n - 1)$, where $2^n - 1$ is prime. To get a feel for what numbers belong to A , look at the following table. For each natural number n , it tallies the corresponding numbers 2^{n-1} and $2^n - 1$. If $2^n - 1$ happens to be prime, then the product $2^{n-1}(2^n - 1)$ is given; otherwise that entry is labeled with an *.

n	2^{n-1}	$2^n - 1$	$2^{n-1}(2^n - 1)$
1	1	1	*
2	2	3	6
3	4	7	28
4	8	15	*
5	16	31	496
6	32	63	*
7	64	127	8128
8	128	255	*
9	256	511	*
10	512	1023	*
11	1024	2047	*
12	2048	4095	*
13	4096	8191	33,550,336

Notice that the first four entries of A are the perfect numbers 6, 28, 496 and 8128. At this point you may want to jump to the conclusion that $A = P$. But it is a shocking fact that in over 2000 years no one has ever been able to determine whether or not $A = P$. But it is known that $A \subseteq P$, and we will now prove it. In other words, we are going to show that every element of A is perfect. (But by itself, that leaves open the possibility that there may be some perfect numbers in P that are not in A .)

The main ingredient for the proof will be the formula for the sum of a geometric series with common ratio r . You probably saw this most recently in Calculus II. The formula is

$$\sum_{k=0}^n r^k = \frac{r^{n+1} - 1}{r - 1}.$$

We will need this for the case $r = 2$, which is

$$\sum_{k=0}^n 2^k = 2^{n+1} - 1. \quad (8.1)$$

(See the solution for Exercise 19 in Section 7.4 for a proof of this formula.) Now we are ready to prove our result. Let's draw attention to its significance by calling it a theorem rather than a proposition.

Theorem 8.1 If $A = \{2^{n-1}(2^n - 1) : n \in \mathbb{N}, \text{ and } 2^n - 1 \text{ is prime}\}$ and $P = \{p \in \mathbb{N} : p \text{ is perfect}\}$, then $A \subseteq P$.

Proof. Assume A and P are as stated. To show $A \subseteq P$, we must show that $p \in A$ implies $p \in P$. Thus suppose $p \in A$. By definition of A , this means

$$p = 2^{n-1}(2^n - 1) \quad (8.2)$$

for some $n \in \mathbb{N}$ for which $2^n - 1$ is prime. We want to show that $p \in P$, that is, we want to show p is perfect. Thus, we need to show that the sum of the positive divisors of p that are less than p add up to p . Notice that since $2^n - 1$ is prime, any divisor of $p = 2^{n-1}(2^n - 1)$ must have the form 2^k or $2^k(2^n - 1)$ for $0 \leq k \leq n - 1$. Thus the positive divisors of p are as follows:

$$\begin{array}{cccccc} 2^0, & 2^1, & 2^2, & \dots & 2^{n-2}, & 2^{n-1}, \\ 2^0(2^n - 1), & 2^1(2^n - 1), & 2^2(2^n - 1), & \dots & 2^{n-2}(2^n - 1), & 2^{n-1}(2^n - 1). \end{array}$$

Notice that this list starts with $2^0 = 1$ and ends with $2^{n-1}(2^n - 1) = p$.

If we add up all these divisors except for the last one (which equals p) we get the following:

$$\begin{aligned}
 \sum_{k=0}^{n-1} 2^k + \sum_{k=0}^{n-2} 2^k(2^n - 1) &= \sum_{k=0}^{n-1} 2^k + (2^n - 1) \sum_{k=0}^{n-2} 2^k \\
 &= (2^n - 1) + (2^n - 1)(2^{n-1} - 1) \quad (\text{by Equation (8.1)}) \\
 &= [1 + (2^{n-1} - 1)](2^n - 1) \\
 &= 2^{n-1}(2^n - 1) \\
 &= p \quad (\text{by Equation (8.2)}).
 \end{aligned}$$

This shows that the positive divisors of p that are less than p add up to p . Therefore p is perfect, by definition of a perfect number. Thus $p \in P$, by definition of P .

We have shown that $p \in A$ implies $p \in P$, which means $A \subseteq P$. ■

Combined with the chart on the previous page, this theorem gives us a new perfect number! The element $p = 2^{13-1}(2^{13} - 1) = 33,550,336$ in A is perfect.

Observe also that every element of A is a multiple of a power of 2, and therefore even. But this does not necessarily mean every perfect number is even, because we've only shown $A \subseteq P$, not $A = P$. For all we know there may be odd perfect numbers in $P - A$ that are not in A .

Are there any odd perfect numbers? No one knows.

In over 2000 years, no one has ever found an odd perfect number, nor has anyone been able to prove that there are none. But it *is* known that the set A does contain every *even* perfect number. This fact was first proved by Euler, and we duplicate his reasoning in the next theorem, which proves that $A = E$, where E is the set of all *even* perfect numbers. It is a good example of how to prove two sets are equal.

For convenience, we are going to use a slightly different definition of a perfect number. A number $p \in \mathbb{N}$ is **perfect** if its positive divisors add up to $2p$. For example, the number 6 is perfect since the sum of its divisors is $1 + 2 + 3 + 6 = 2 \cdot 6$. This definition is simpler than the first one because we do not have to stipulate that we are adding up the divisors that are *less than* p . Instead we add in the last divisor p , and that has the effect of adding an additional p , thereby doubling the answer.

Theorem 8.2 If $A = \{2^{n-1}(2^n - 1) : n \in \mathbb{N}, \text{ and } 2^n - 1 \text{ is prime}\}$ and $E = \{p \in \mathbb{N} : p \text{ is perfect and even}\}$, then $A = E$.

Proof. To show that $A = E$, we need to show $A \subseteq E$ and $E \subseteq A$.

First we will show that $A \subseteq E$. Suppose $p \in A$. This means p is even, because the definition of A shows that every element of A is a multiple of a power of 2. Also, p is a perfect number because Theorem 8.1 states that every element of A is also an element of P , hence perfect. Thus p is an even perfect number, so $p \in E$. Therefore $A \subseteq E$.

Next we show that $E \subseteq A$. Suppose $p \in E$. This means p is an even perfect number. Write the prime factorization of p as $p = 2^k 3^{n_1} 5^{n_2} 7^{n_3} \dots$, where some of the powers $n_1, n_2, n_3 \dots$ may be zero. But, as p is even, the power k must be greater than zero. It follows $p = 2^k q$ for some positive integer k and an odd integer q . Now, our aim is to show that $p \in A$, which means we must show p has form $p = 2^{n-1}(2^n - 1)$. To get our current $p = 2^k q$ closer to this form, let $n = k + 1$, so we now have

$$p = 2^{n-1}q. \tag{8.3}$$

List the positive divisors of q as $d_1, d_2, d_3, \dots, d_m$. (Where $d_1 = 1$ and $d_m = q$.) Then the divisors of p are:

$$\begin{array}{cccccc} 2^0 d_1 & 2^0 d_2 & 2^0 d_3 & \dots & 2^0 d_m \\ 2^1 d_1 & 2^1 d_2 & 2^1 d_3 & \dots & 2^1 d_m \\ 2^2 d_1 & 2^2 d_2 & 2^2 d_3 & \dots & 2^2 d_m \\ 2^3 d_1 & 2^3 d_2 & 2^3 d_3 & \dots & 2^3 d_m \\ \vdots & \vdots & \vdots & & \vdots \\ 2^{n-1} d_1 & 2^{n-1} d_2 & 2^{n-1} d_3 & \dots & 2^{n-1} d_m. \end{array}$$

Since p is perfect, these divisors add up to $2p$. By Equation (8.3), their sum is $2p = 2(2^{n-1}q) = 2^n q$. Adding the divisors column-by-column, we get

$$\sum_{k=0}^{n-1} 2^k d_1 + \sum_{k=0}^{n-1} 2^k d_2 + \sum_{k=0}^{n-1} 2^k d_3 + \dots + \sum_{k=0}^{n-1} 2^k d_m = 2^n q.$$

Applying Equation (8.1), this becomes

$$\begin{aligned} (2^n - 1)d_1 + (2^n - 1)d_2 + (2^n - 1)d_3 + \dots + (2^n - 1)d_m &= 2^n q \\ (2^n - 1)(d_1 + d_2 + d_3 + \dots + d_m) &= 2^n q \\ d_1 + d_2 + d_3 + \dots + d_m &= \frac{2^n q}{2^n - 1}, \end{aligned}$$

so that

$$d_1 + d_2 + d_3 + \cdots + d_m = \frac{(2^n - 1 + 1)q}{2^n - 1} = \frac{(2^n - 1)q + q}{2^n - 1} = q + \frac{q}{2^n - 1}.$$

From this we see that $\frac{q}{2^n - 1}$ is an integer. It follows that both q and $\frac{q}{2^n - 1}$ are positive divisors of q . Since their sum equals the sum of *all* positive divisors of q , it follows that q has only two positive divisors, q and $\frac{q}{2^n - 1}$. Since one of its divisors must be 1, it must be that $\frac{q}{2^n - 1} = 1$, which means $q = 2^n - 1$. Now a number with just two positive divisors is prime, so $q = 2^n - 1$ is prime. Plugging this into Equation (8.3) gives $p = 2^{n-1}(2^n - 1)$, where $2^n - 1$ is prime. This means $p \in A$, by definition of A . We have now shown that $p \in E$ implies $p \in A$, so $E \subseteq A$.

Since $A \subseteq E$ and $E \subseteq A$, it follows that $A = E$. ■

Do not be alarmed if you feel that you wouldn't have thought of this proof. It took the genius of Euler to discover this approach.

We'll conclude this chapter with some facts about perfect numbers.

- The sixth perfect number is $p = 2^{17-1}(2^{17} - 1) = 8589869056$.
- The seventh perfect number is $p = 2^{19-1}(2^{19} - 1) = 137438691328$.
- The eighth perfect number is $p = 2^{31-1}(2^{31} - 1) = 2305843008139952128$.
- The twentieth perfect number is $p = 2^{4423-1}(2^{4423} - 1)$. It has 2663 digits.
- The twenty-third perfect number $p = 2^{11,213-1}(2^{11,213} - 1)$ has 6957 digits.
- The fiftieth perfect number is $p = 2^{77,232,917-1}(2^{77,232,917} - 1)$.

As mentioned earlier, no one knows whether or not there are any odd perfect numbers. It is not even known whether there are finitely many or infinitely many perfect numbers. It **is** known that the last digit of every even perfect number is either a 6 or an 8. Perhaps this is something you'd enjoy proving.

We've seen that perfect numbers are closely related to prime numbers having the form $2^n - 1$. Such prime numbers are called **Mersenne primes**, after the French scholar Marin Mersenne (1588–1648), who popularized them. The first several Mersenne primes are $2^2 - 1 = 3$, $2^3 - 1 = 7$, $2^5 - 1 = 31$, $2^7 - 1 = 127$ and $2^{13} - 1 = 8191$. To date, only 51 Mersenne primes are known, the largest of which is $2^{82,589,933} - 1$. There is a substantial cash prize for anyone who finds a 52nd. (See <https://www.mersenne.org/>.) You may have better luck with the exercises.

Exercises for Chapter 8

Use the methods introduced in this chapter to prove the following statements.

1. Prove that $\{12n : n \in \mathbb{Z}\} \subseteq \{2n : n \in \mathbb{Z}\} \cap \{3n : n \in \mathbb{Z}\}$.
2. Prove that $\{6n : n \in \mathbb{Z}\} = \{2n : n \in \mathbb{Z}\} \cap \{3n : n \in \mathbb{Z}\}$.
3. If $k \in \mathbb{Z}$, then $\{n \in \mathbb{Z} : n | k\} \subseteq \{n \in \mathbb{Z} : n | k^2\}$.
4. If $m, n \in \mathbb{Z}$, then $\{x \in \mathbb{Z} : mn | x\} \subseteq \{x \in \mathbb{Z} : m | x\} \cap \{x \in \mathbb{Z} : n | x\}$.
5. If p and q are positive integers, then $\{pn : n \in \mathbb{N}\} \cap \{qn : n \in \mathbb{N}\} \neq \emptyset$.
6. Suppose A, B and C are sets. Prove that if $A \subseteq B$, then $A - C \subseteq B - C$.
7. Suppose A, B and C are sets. If $B \subseteq C$, then $A \times B \subseteq A \times C$.
8. If A, B and C are sets, then $A \cup (B \cap C) = (A \cup B) \cap (A \cup C)$.
9. If A, B and C are sets, then $A \cap (B \cup C) = (A \cap B) \cup (A \cap C)$.
10. If A and B are sets in a universal set U , then $\overline{A \cap B} = \overline{A} \cup \overline{B}$.
11. If A and B are sets in a universal set U , then $\overline{A \cup B} = \overline{A} \cap \overline{B}$.
12. If A, B and C are sets, then $A - (B \cap C) = (A - B) \cup (A - C)$.
13. If A, B and C are sets, then $A - (B \cup C) = (A - B) \cap (A - C)$.
14. If A, B and C are sets, then $(A \cup B) - C = (A - C) \cup (B - C)$.
15. If A, B and C are sets, then $(A \cap B) - C = (A - C) \cap (B - C)$.
16. If A, B and C are sets, then $A \times (B \cup C) = (A \times B) \cup (A \times C)$.
17. If A, B and C are sets, then $A \times (B \cap C) = (A \times B) \cap (A \times C)$.
18. If A, B and C are sets, then $A \times (B - C) = (A \times B) - (A \times C)$.
19. Prove that $\{9^n : n \in \mathbb{Z}\} \subseteq \{3^n : n \in \mathbb{Z}\}$, but $\{9^n : n \in \mathbb{Z}\} \neq \{3^n : n \in \mathbb{Z}\}$.
20. Prove that $\{9^n : n \in \mathbb{Q}\} = \{3^n : n \in \mathbb{Q}\}$.
21. Suppose A and B are sets. Prove $A \subseteq B$ if and only if $A - B = \emptyset$.
22. Let A and B be sets. Prove that $A \subseteq B$ if and only if $A \cap B = A$.
23. For each $a \in \mathbb{R}$, let $A_a = \{(x, a(x^2 - 1)) \in \mathbb{R}^2 : x \in \mathbb{R}\}$. Prove that $\bigcap_{a \in \mathbb{R}} A_a = \{(-1, 0), (1, 0)\}$.
24. Prove that $\bigcap_{x \in \mathbb{R}} [3 - x^2, 5 + x^2] = [3, 5]$.
25. Suppose A, B, C and D are sets. Prove that $(A \times B) \cup (C \times D) \subseteq (A \cup C) \times (B \cup D)$.
26. Prove that $\{4k + 5 : k \in \mathbb{Z}\} = \{4k + 1 : k \in \mathbb{Z}\}$.
27. Prove that $\{12a + 4b : a, b \in \mathbb{Z}\} = \{4c : c \in \mathbb{Z}\}$.
28. Prove that $\{12a + 25b : a, b \in \mathbb{Z}\} = \mathbb{Z}$.
29. Suppose $A \neq \emptyset$. Prove that $A \times B \subseteq A \times C$ if and only if $B \subseteq C$.
30. Prove that $(\mathbb{Z} \times \mathbb{N}) \cap (\mathbb{N} \times \mathbb{Z}) = \mathbb{N} \times \mathbb{N}$.
31. Suppose $B \neq \emptyset$ and $A \times B \subseteq B \times C$. Prove that $A \subseteq C$.

Disproof

Ever since Chapter 4 we have dealt with one major theme: Given a statement, prove that it is true. In every example and exercise we were handed a true statement and charged with the task of proving it. Have you ever wondered what would happen if you were given a *false* statement to prove? The answer is that no (correct) proof would be possible, for if it were, the statement would be true, not false.

But how would you convince someone that a statement is false? The mere fact that you could not produce a proof does not automatically mean the statement is false, for you know (perhaps all too well) that proofs can be difficult to construct. It turns out that there is a very simple and utterly convincing procedure that proves a statement is false. The process of carrying out this procedure is called **disproof**. Thus, this chapter is concerned with **disproving** statements.

Before describing the new method, we will set the stage with some relevant background information. First, we point out that mathematical statements can be divided into three categories, described below.

One category consists of all those statements that have been proved to be true. For the most part we regard these statements as significant enough to be designated with special names such as “theorem,” “proposition,” “lemma” and “corollary.” Some examples of statements in this category are listed in the left-hand box in the diagram on the following page. There are also some wholly uninteresting statements (such as $2 = 2$) in this category, and although we acknowledge their existence we certainly do not dignify them with terms such as “theorem” or “proposition.”

At the other extreme is a category consisting of statements that are known to be false. Examples are listed in the box on the right. Since mathematicians are not very interested in them, these types of statements do not get any special names, other than the blanket term “false statement.”

But there is a third (and quite interesting) category between these two extremes. It consists of statements whose truth or falsity has not been determined. Examples include things like “*Every perfect number*

is even,” or “Every even integer greater than 2 is the sum of two primes.” (The latter statement is called the *Goldbach conjecture*. See Section 2.1.) Mathematicians have a special name for the statements in this category that they suspect (but haven’t yet proved) are true. Such statements are called **conjectures**.

THREE TYPES OF STATEMENTS:

Known to be true (Theorems & propositions)	Truth unknown (Conjectures)	Known to be false
<p>Examples:</p> <ul style="list-style-type: none"> • Pythagorean theorem • Fermat’s last theorem (Section 2.1) • The square of an odd number is odd. • The series $\sum_{k=1}^{\infty} \frac{1}{k}$ diverges. 	<p>Examples:</p> <ul style="list-style-type: none"> • All perfect numbers are even. • Any even number greater than 2 is the sum of two primes. (Goldbach’s conjecture, Section 2.1) • There are infinitely many prime numbers of form $2^n - 1$, with $n \in \mathbb{N}$. 	<p>Examples:</p> <ul style="list-style-type: none"> • All prime numbers are odd. • Some quadratic equations have three solutions. • $0 = 1$ • There exist natural numbers a, b and c for which $a^3 + b^3 = c^3$.

Mathematicians spend much of their time and energy attempting to prove or disprove conjectures. (They also expend considerable mental energy in creating new conjectures based on collected evidence or intuition.) When a conjecture is proved (or disproved) the proof or disproof will typically appear in a published paper, provided the conjecture is of sufficient interest. If it is proved, the conjecture attains the status of a theorem or proposition. If it is disproved, then no one is really very interested in it anymore—mathematicians do not care much for false statements. (Though some disproved conjectures are viewed as instructive examples or curiosities, especially if the conjecture had been considered significant.)

Most conjectures that mathematicians are interested in are quite difficult to prove or disprove. We are not at that level yet. In this text, the “conjectures” that you will encounter are the kinds of statements that an experienced mathematician would immediately spot as true or false, but you may have to do some work before figuring out a proof or disproof. But in keeping with the cloud of uncertainty that surrounds conjectures at the advanced levels of mathematics, most exercises in this chapter (and many beyond it) will ask you to prove or disprove statements without giving any hint as to whether they are true or false. Your job will be to decide whether or not they are true and to either prove or disprove them. The examples

in this chapter will illustrate the processes one typically goes through in deciding whether a statement is true or false, and then verifying that it's true or false.

You know the three major methods of proving a statement: direct proof, contrapositive proof and proof by contradiction. Now we are ready to understand the method of disproving a statement. Suppose you want to disprove a statement P . In other words you want to prove that P is *false*. The way to do this is to prove that $\sim P$ is *true*, for if $\sim P$ is true, it follows immediately that P has to be false.

How to disprove P : Prove $\sim P$.

Our approach is incredibly simple. To disprove P , prove $\sim P$. In theory, this proof can be carried out by the direct, contrapositive or contradiction approaches. However, in practice things can be even easier than that if we are disproving a universally quantified statement or a conditional statement. That is our next topic.

9.1 Disproving Universal Statements: Counterexamples

A conjecture may be described as a statement that we hope is a theorem. As we know, many theorems (hence many conjectures) are universally quantified statements. Thus it seems reasonable to begin our discussion by investigating how to disprove a universally quantified statement such as

$$\forall x \in S, P(x).$$

To disprove this statement, we must prove its negation. Its negation is

$$\sim (\forall x \in S, P(x)) = \exists x \in S, \sim P(x).$$

The negation is an existence statement. To prove the negation is true, we just need to produce an *example* of an $x \in S$ that makes $\sim P(x)$ true, that is, an x that makes $P(x)$ false. This leads to the following outline for disproving a universally quantified statement.

How to disprove $\forall x \in S, P(x)$.

Produce an example of an $x \in S$
that makes $P(x)$ false.

Things are just as simple if we want to disprove a conditional statement $P(x) \Rightarrow Q(x)$. This statement asserts that for every x that makes $P(x)$ true, $Q(x)$ will also be true. The statement can only be false if there is an x that makes $P(x)$ true and $Q(x)$ false. This leads to our next outline for disproof.

How to disprove $P(x) \Rightarrow Q(x)$.

Produce an example of an x that makes $P(x)$ true and $Q(x)$ false.

In both of the above outlines, the statement is disproved simply by exhibiting an example that shows the statement is not always true. (Think of it as an example that exposes the statement as a promise that can be broken.) There is a special name for an example that disproves a statement: It is called a **counterexample**.

Example 9.1 As our first example, we will work through the process of deciding whether or not the following conjecture is true.

Conjecture For every $n \in \mathbb{Z}$, the integer $f(n) = n^2 - n + 11$ is prime.

In resolving the truth or falsity of a conjecture, it's a good idea to gather as much information about the conjecture as possible. In this case let's start by making a table that tallies the values of $f(n)$ for some integers n .

n	-3	-2	-1	0	1	2	3	4	5	6	7	8	9	10
$f(n)$	23	17	13	11	11	13	17	23	31	41	53	67	83	101

In every case, $f(n)$ is prime, so you may begin to suspect that the conjecture is true. Before attempting a proof, let's try one more n . Unfortunately, $f(11) = 11^2 - 11 + 11 = 11^2$ is not prime. The conjecture is false because $n = 11$ is a counterexample. We summarize our disproof as follows:

Disproof. The statement “For every $n \in \mathbb{Z}$, the integer $f(n) = n^2 - n + 11$ is prime,” is **false**. For a counterexample, note that for $n = 11$, the integer $f(11) = 121 = 11 \cdot 11$ is not prime. ■

In disproving a statement with a counterexample, it is important to explain exactly how the counterexample makes the statement false. Our work would not have been complete if we had just said “for a counterexample, consider $n = 11$,” and left it at that. We need to show that the answer $f(11)$ is not prime. Showing the factorization $f(11) = 11 \cdot 11$ suffices for this.

Example 9.2 Either prove or disprove the following conjecture.

Conjecture If A , B and C are sets, then $A - (B \cap C) = (A - B) \cap (A - C)$.

Disproof. This conjecture is false because of the following counterexample. Let $A = \{1, 2, 3\}$, $B = \{1, 2\}$ and $C = \{2, 3\}$. Notice that $A - (B \cap C) = \{1, 3\}$ and $(A - B) \cap (A - C) = \emptyset$, so $A - (B \cap C) \neq (A - B) \cap (A - C)$. ■

(To see where this counterexample came from, draw Venn diagrams for $A - (B \cap C)$ and $(A - B) \cap (A - C)$. You will see that the diagrams are different. The numbers 1, 2 and 3 can then be inserted into the regions of the diagrams in such a way as to create the above counterexample.)

9.2 Disproving Existence Statements

We have seen that we can disprove a universally quantified statement or a conditional statement simply by finding a counterexample. Now let's turn to the problem of disproving an existence statement such as

$$\exists x \in S, P(x).$$

Proving this would involve simply finding an example of an x that makes $P(x)$ true. To *disprove* it, we have to prove its negation $\sim(\exists x \in S, P(x)) = \forall x \in S, \sim P(x)$. But this negation is universally quantified. Proving *it* involves showing that $\sim P(x)$ is true for *all* $x \in S$, and for this an example does not suffice. Instead we must use direct, contrapositive or contradiction proof to prove the conditional statement “If $x \in S$, then $\sim P(x)$.” As an example, here is a conjecture to either prove or disprove.

Example 9.3 Either prove or disprove the following conjecture.

Conjecture There is a real number x for which $x^4 < x < x^2$.

This may not seem like an unreasonable statement at first glance. After all, if the statement were asserting the existence of a real number for which $x^3 < x < x^2$, then it would be true: just take $x = -2$. But it asserts there is an x for which $x^4 < x < x^2$. When we apply some intelligent guessing to locate such an x we run into trouble. If $x = \frac{1}{2}$, then $x^4 < x$, but we don't have $x < x^2$; similarly if $x = 2$, we have $x < x^2$ but not $x^4 < x$. Since finding an x with $x^4 < x < x^2$ seems problematic, we may begin to suspect that the given statement is false.

Let's see if we can disprove it. According to our strategy for disproof, to *disprove* it we must *prove* its negation. Symbolically, the statement is

$\exists x \in \mathbb{R}, x^4 < x < x^2$, so its negation is

$$\sim (\exists x \in \mathbb{R}, x^4 < x < x^2) = \forall x \in \mathbb{R}, \sim (x^4 < x < x^2).$$

Thus, in words the negation is

For every real number x , it is not the case that $x^4 < x < x^2$.

This can be proved with contradiction, as follows. Suppose for the sake of contradiction that there **is** an x for which $x^4 < x < x^2$. Then x must be positive since it's greater than the non-negative number x^4 . Dividing all parts of $x^4 < x < x^2$ by the positive number x produces $x^3 < 1 < x$. Now subtract 1 from all parts of $x^3 < 1 < x$ to obtain $x^3 - 1 < 0 < x - 1$ and reason as follows:

$$\begin{aligned} x^3 - 1 &< 0 < x - 1 \\ (x - 1)(x^2 + x + 1) &< 0 < (x - 1) \\ x^2 + x + 1 &< 0 < 1 \end{aligned}$$

(Division by $x - 1$ did not reverse the inequality $<$ because the second line above shows $0 < x - 1$, that is, $x - 1$ is positive.) Now we have $x^2 + x + 1 < 0$, which is a contradiction because x being positive forces $x^2 + x + 1 > 0$.

We summarize our work as follows.

The statement “*There is a real number x for which $x^4 < x < x^2$* ” is **false** because we have proved its negation “*For every real number x , it is not the case that $x^4 < x < x^2$* .”

As you work the exercises, keep in mind that not every conjecture will be false. If one is true, then a disproof is impossible and you must produce a proof. Here is an example:

Example 9.4 Either prove or disprove the following conjecture.

Conjecture There exist three integers x, y, z , all greater than 1 and no two equal, for which $x^y = y^z$.

This conjecture is true. It is an existence statement, so to prove it we just need to give an example of three integers x, y, z , all greater than 1 and no two equal, so that $x^y = y^z$. A proof follows.

Proposition There exist three integers x, y, z , all greater than 1 and no two equal, for which $x^y = y^z$.

Proof. Note that if $x = 2$, $y = 16$ and $z = 4$, then $x^y = 2^{16} = (2^4)^4 = 16^4 = y^z$. ■

9.3 Disproof by Contradiction

Contradiction can be a very useful way to disprove a statement. To see how this works, suppose we wish to disprove a statement P . We know that to disprove P , we must *prove* $\sim P$. To prove $\sim P$ with contradiction, we assume $\sim\sim P$ is true and deduce a contradiction. But since $\sim\sim P = P$, this boils down to assuming P is true and deducing a contradiction. Here is an outline:

How to disprove P with contradiction:

Assume P is true, and deduce a contradiction.

To illustrate this, let's revisit Example 9.3 but do the disproof with contradiction. You will notice that the work duplicates much of what we did in Example 9.3, but is it much more streamlined because here we do not have to negate the conjecture.

Example 9.5 Disprove the following conjecture.

Conjecture There is a real number x for which $x^4 < x < x^2$.

Disproof. Suppose for the sake of contradiction that this conjecture is true. Let x be a real number for which $x^4 < x < x^2$. Then x is positive, since it is greater than the non-negative number x^4 . Dividing all parts of $x^4 < x < x^2$ by the positive number x produces $x^3 < 1 < x$. Now subtract 1 from all parts of $x^3 < 1 < x$ to obtain $x^3 - 1 < 0 < x - 1$ and reason as follows:

$$\begin{aligned} x^3 - 1 &< 0 < x - 1 \\ (x - 1)(x^2 + x + 1) &< 0 < (x - 1) \\ x^2 + x + 1 &< 0 < 1 \end{aligned}$$

Now we have $x^2 + x + 1 < 0$, which is a contradiction because x is positive. Thus the conjecture must be false. ■

Exercises for Chapter 9

Each of the following statements is either true or false. If a statement is true, prove it. If a statement is false, disprove it. These exercises are cumulative, covering all topics addressed in Chapters 1–9.

1. If $x, y \in \mathbb{R}$, then $|x + y| = |x| + |y|$.
2. For every natural number n , the integer $2n^2 - 4n + 31$ is prime.
3. If $n \in \mathbb{Z}$ and $n^5 - n$ is even, then n is even.

4. For every natural number n , the integer $n^2 + 17n + 17$ is prime.
5. If A, B, C and D are sets, then $(A \times B) \cup (C \times D) = (A \cup C) \times (B \cup D)$.
6. If A, B, C and D are sets, then $(A \times B) \cap (C \times D) = (A \cap C) \times (B \cap D)$.
7. If A, B and C are sets, and $A \times C = B \times C$, then $A = B$.
8. If A, B and C are sets, then $A - (B \cup C) = (A - B) \cup (A - C)$.
9. If A and B are sets, then $\mathcal{P}(A) - \mathcal{P}(B) \subseteq \mathcal{P}(A - B)$.
10. If A and B are sets and $A \cap B = \emptyset$, then $\mathcal{P}(A) - \mathcal{P}(B) \subseteq \mathcal{P}(A - B)$.
11. If $a, b \in \mathbb{N}$, then $a + b < ab$.
12. If $a, b, c \in \mathbb{N}$ and ab, bc and ac all have the same parity, then a, b and c all have the same parity.
13. There exists a set X for which $\mathbb{R} \subseteq X$ and $\emptyset \in X$.
14. If A and B are sets, then $\mathcal{P}(A) \cap \mathcal{P}(B) = \mathcal{P}(A \cap B)$.
15. Every odd integer is the sum of three odd integers.
16. If A and B are finite sets, then $|A \cup B| = |A| + |B|$.
17. For all sets A and B , if $A - B = \emptyset$, then $B \neq \emptyset$.
18. If $a, b, c \in \mathbb{N}$, then at least one of $a - b, a + c$ and $b - c$ is even.
19. For every $r, s \in \mathbb{Q}$ with $r < s$, there is an irrational number u for which $r < u < s$.
20. There exist prime numbers p and q for which $p - q = 1000$.
21. There exist prime numbers p and q for which $p - q = 97$.
22. If p and q are prime numbers for which $p < q$, then $2p + q^2$ is odd.
23. If $x, y \in \mathbb{R}$ and $x^3 < y^3$, then $x < y$.
24. The inequality $2^x \geq x + 1$ is true for all positive real numbers x .
25. For all $a, b, c \in \mathbb{Z}$, if $a | bc$, then $a | b$ or $a | c$.
26. Suppose A, B and C are sets. If $A = B - C$, then $B = A \cup C$.
27. The equation $x^2 = 2^x$ has three real solutions.
28. Suppose $a, b \in \mathbb{Z}$. If $a | b$ and $b | a$, then $a = b$.
29. If $x, y \in \mathbb{R}$ and $|x + y| = |x - y|$, then $y = 0$.
30. There exist integers a and b for which $42a + 7b = 1$.
31. No number (other than 1) appears in Pascal's triangle more than four times.
32. If $n, k \in \mathbb{N}$ and $\binom{n}{k}$ is a prime number, then $k = 1$ or $k = n - 1$.
33. Suppose $f(x) = a_0 + a_1x + a_2x^2 + \cdots + a_nx^n$ is a polynomial of degree 1 or greater, and for which each coefficient a_i is in \mathbb{N} . Then there is a $k \in \mathbb{N}$ for which the integer $f(k)$ is not prime.
34. If $X \subseteq A \cup B$, then $X \subseteq A$ or $X \subseteq B$.
35. In Chapter 5, Exercise 25 asked you to prove that if $2^n - 1$ is prime, then n is prime. Is the converse true?

Mathematical Induction

This chapter explains a powerful proof technique called **mathematical induction** (or just **induction** for short). To motivate the discussion, let's first examine the kinds of statements that induction is used to prove. Consider this statement:

Conjecture The sum of the first n odd natural numbers equals n^2 .

The following table illustrates what this conjecture says. Each row is headed by a natural number n , followed by the sum of the first n odd natural numbers, followed by n^2 .

n	sum of the first n odd natural numbers	n^2
1	$1 = \dots\dots\dots$	1
2	$1 + 3 = \dots\dots\dots$	4
3	$1 + 3 + 5 = \dots\dots\dots$	9
4	$1 + 3 + 5 + 7 = \dots\dots\dots$	16
5	$1 + 3 + 5 + 7 + 9 = \dots\dots\dots$	25
\vdots	\vdots	\vdots
n	$1 + 3 + 5 + 7 + 9 + 11 + \dots + (2n - 1) = \dots\dots$	n^2
\vdots	\vdots	\vdots

Note that in the first five lines of the table, the sum of the first n odd numbers really does add up to n^2 . Notice also that these first five lines indicate that the n th odd natural number (the last number in each sum) is $2n - 1$. (For instance, when $n = 2$, the second odd natural number is $2 \cdot 2 - 1 = 3$; when $n = 3$, the third odd natural number is $2 \cdot 3 - 1 = 5$, etc.)

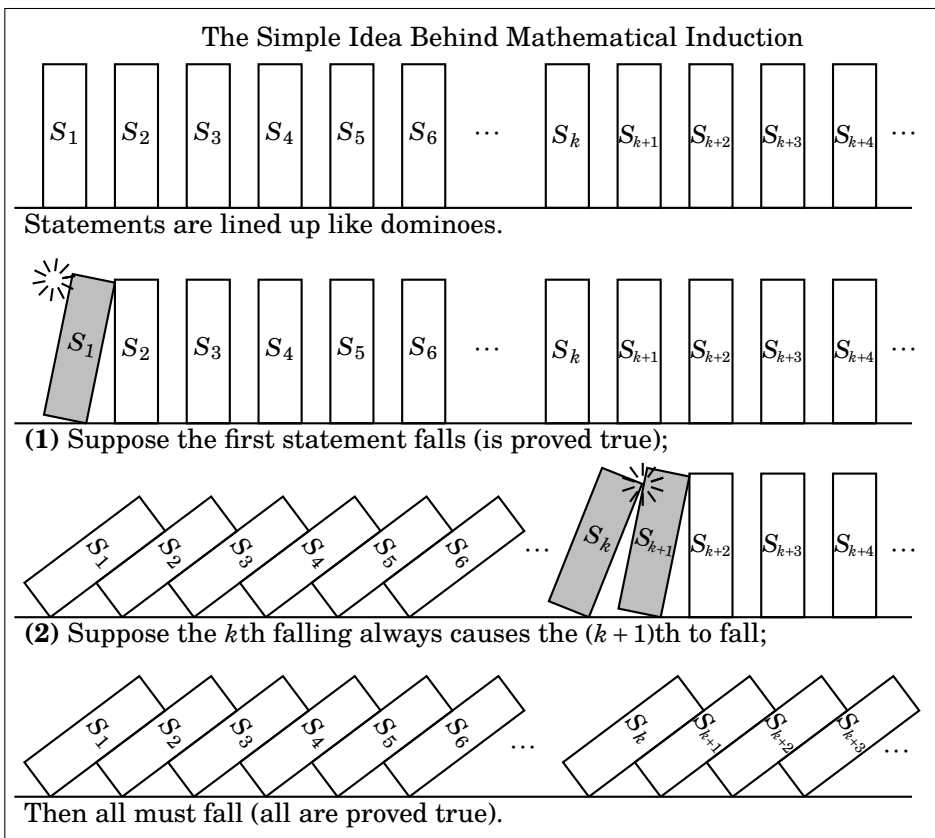
The table raises a question. Does the sum $1 + 3 + 5 + 7 + \dots + (2n - 1)$ really always equal n^2 ? In other words, is the conjecture true?

Let's rephrase this. For each natural number n (i.e., for each line of the table), we have a statement S_n , as follows:

$$\begin{aligned}
 S_1 : 1 &= 1^2 \\
 S_2 : 1 + 3 &= 2^2 \\
 S_3 : 1 + 3 + 5 &= 3^2 \\
 &\vdots \\
 S_n : 1 + 3 + 5 + 7 + \cdots + (2n - 1) &= n^2 \\
 &\vdots
 \end{aligned}$$

Our question is: Are all of these statements true?

Mathematical induction answers just this kind of question, where we have an infinite list of statements S_1, S_2, S_3, \dots that we want to prove true. The method is really quite simple. To visualize it, think of the statements as dominoes, lined up in a row. Suppose you can prove the first statement S_1 , and symbolize this as domino S_1 being knocked down. Also, say you can prove that any statement S_k being true (falling) forces the next statement S_{k+1} to be true (to fall). Then S_1 falls, knocking down S_2 . Next S_2 falls, knocking down S_3 , then S_3 knocks down S_4 , and so on. The inescapable conclusion is that all the statements are knocked down (proved true).



10.1 Proof by Induction

This domino analogy motivates an outline for our next major proof technique: *proof by mathematical induction*.

Outline for Proof by Induction

Proposition The statements $S_1, S_2, S_3, S_4, \dots$ are all true.

Proof. (Induction)

(1) Prove that the first statement S_1 is true.

(2) Given any integer $k \geq 1$, prove that the statement $S_k \Rightarrow S_{k+1}$ is true.

It follows by mathematical induction that every S_n is true. ■

In this setup, the first step (1) is called the **basis step**. Because S_1 is usually a very simple statement, the basis step is often quite easy to do. The second step (2) is called the **inductive step**. In the inductive step direct proof is most often used to prove $S_k \Rightarrow S_{k+1}$, so this step is usually carried out by assuming S_k is true and showing this forces S_{k+1} to be true. The assumption that S_k is true is called the **inductive hypothesis**.

Now let's apply this technique to our original conjecture that the sum of the first n odd natural numbers equals n^2 . Our goal is to show that for each $n \in \mathbb{N}$, the statement $S_n : 1 + 3 + 5 + 7 + \dots + (2n - 1) = n^2$ is true. Before getting started, observe that S_k is obtained from S_n by plugging k in for n . Thus S_k is the statement $S_k : 1 + 3 + 5 + 7 + \dots + (2k - 1) = k^2$. Also, we get S_{k+1} by plugging in $k + 1$ for n , so that $S_{k+1} : 1 + 3 + 5 + 7 + \dots + (2(k + 1) - 1) = (k + 1)^2$.

Proposition If $n \in \mathbb{N}$, then $1 + 3 + 5 + 7 + \dots + (2n - 1) = n^2$.

Proof. We will prove this with mathematical induction.

- (1) Observe that if $n = 1$, this statement is $1 = 1^2$, which is obviously true.
- (2) We must now prove $S_k \Rightarrow S_{k+1}$ for any $k \geq 1$. That is, we must show that if $1 + 3 + 5 + 7 + \dots + (2k - 1) = k^2$, then $1 + 3 + 5 + 7 + \dots + (2(k + 1) - 1) = (k + 1)^2$. We use direct proof. Suppose $1 + 3 + 5 + 7 + \dots + (2k - 1) = k^2$. Then

$$\begin{aligned}
 1 + 3 + 5 + 7 + \dots + (2(k + 1) - 1) &= \\
 1 + 3 + 5 + 7 + \dots + (2k - 1) + (2(k + 1) - 1) &= \\
 (1 + 3 + 5 + 7 + \dots + (2k - 1)) + (2(k + 1) - 1) &= \\
 k^2 + (2(k + 1) - 1) &= k^2 + 2k + 1 \\
 &= (k + 1)^2.
 \end{aligned}$$

Thus $1 + 3 + 5 + 7 + \dots + (2(k + 1) - 1) = (k + 1)^2$. This proves that $S_k \Rightarrow S_{k+1}$. It follows by induction that $1 + 3 + 5 + 7 + \dots + (2n - 1) = n^2$ for every $n \in \mathbb{N}$. ■

In induction proofs it is usually the case that the first statement S_1 is indexed by the natural number 1, but this need not always be so. Depending on the problem, the first statement could be S_0 , or S_m for any other integer m . In the next example $S_0, S_1, S_2, S_3, \dots$ are the statements. The same outline is used, except that the basis step verifies S_0 , not S_1 .

Proposition If n is a non-negative integer, then $5 \mid (n^5 - n)$.

Proof. We will prove this with mathematical induction. Observe that the first non-negative integer is 0, so the basis step involves $n = 0$.

- (1) If $n = 0$, this statement is $5 \mid (0^5 - 0)$ or $5 \mid 0$, which is obviously true.
- (2) Let $k \geq 0$. We need to prove that if $5 \mid (k^5 - k)$, then $5 \mid ((k+1)^5 - (k+1))$. We use direct proof. Suppose $5 \mid (k^5 - k)$. Thus $k^5 - k = 5a$ for some $a \in \mathbb{Z}$. Observe that

$$\begin{aligned} (k+1)^5 - (k+1) &= k^5 + 5k^4 + 10k^3 + 10k^2 + 5k + 1 - k - 1 \\ &= (k^5 - k) + 5k^4 + 10k^3 + 10k^2 + 5k \\ &= 5a + 5k^4 + 10k^3 + 10k^2 + 5k \\ &= 5(a + k^4 + 2k^3 + 2k^2 + k). \end{aligned}$$

This shows $(k+1)^5 - (k+1)$ is an integer multiple of 5, so $5 \mid ((k+1)^5 - (k+1))$.

We have now shown that $5 \mid (k^5 - k)$ implies $5 \mid ((k+1)^5 - (k+1))$.

It follows by induction that $5 \mid (n^5 - n)$ for all non-negative integers n . ■

As noted, induction is used to prove statements of the form $\forall n \in \mathbb{N}, S_n$. But notice the outline does *not* work for statements of form $\forall n \in \mathbb{Z}, S_n$ (where n is in \mathbb{Z} , not \mathbb{N}). The reason is that if you are trying to prove $\forall n \in \mathbb{Z}, S_n$ by induction, and you've shown S_1 is true and $S_k \Rightarrow S_{k+1}$, then it only follows from this that S_n is true for $n \geq 1$. You haven't proved that any of the statements $S_0, S_{-1}, S_{-2}, \dots$ are true. If you ever want to prove $\forall n \in \mathbb{Z}, S_n$ by induction, you have to show that some S_a is true and $S_k \Rightarrow S_{k+1}$ **and** $S_k \Rightarrow S_{k-1}$.

Unfortunately, the term *mathematical induction* is sometimes confused with *inductive reasoning*, which is the process of reaching the conclusion that something is likely to be true based on prior observations of similar circumstances. Please note that mathematical induction—as introduced in this chapter—is a rigorous technique that proves statements with absolute certainty.

To round out this section, we present four additional induction proofs.

Proposition If $n \in \mathbb{Z}$ and $n \geq 0$, then $\sum_{i=0}^n i \cdot i! = (n+1)! - 1$.

Proof. We will prove this with mathematical induction.

- (1) If $n = 0$, this statement is $\sum_{i=0}^0 i \cdot i! = (0+1)! - 1$. The left-hand side is $0 \cdot 0! = 0$, and the right-hand side is $1! - 1 = 0$. Thus the equation holds, as both sides are zero.
- (2) Consider any integer $k \geq 0$. We must show that S_k implies S_{k+1} . That is, we must show that

$$\sum_{i=0}^k i \cdot i! = (k+1)! - 1 \quad \text{implies} \quad \sum_{i=0}^{k+1} i \cdot i! = ((k+1)+1)! - 1.$$

We use direct proof. Suppose $\sum_{i=0}^k i \cdot i! = (k+1)! - 1$. Observe that

$$\begin{aligned} \sum_{i=0}^{k+1} i \cdot i! &= \left(\sum_{i=0}^k i \cdot i! \right) + (k+1)(k+1)! \\ &= \left((k+1)! - 1 \right) + (k+1)(k+1)! \\ &= (k+1)! + (k+1)(k+1)! - 1 \\ &= (1 + (k+1))(k+1)! - 1 \\ &= (k+2)(k+1)! - 1 \\ &= (k+2)! - 1 \\ &= ((k+1)+1)! - 1. \end{aligned}$$

Therefore $\sum_{i=0}^{k+1} i \cdot i! = ((k+1)+1)! - 1$.

We have now proved by induction that $\sum_{i=0}^n i \cdot i! = (n+1)! - 1$ for every integer $n \geq 0$. ■

In our outline for proof by induction, the inductive step (2) involved proving $S_k \Rightarrow S_{k+1}$. Obviously, you can prove $S_n \Rightarrow S_{n+1}$ instead. (That is, assume the statement is true for n , and show that it is true for $n+1$.) Sometimes proving $S_{n-1} \Rightarrow S_n$ is more convenient, and this too is valid. The proofs in the following examples will use the scheme $S_k \Rightarrow S_{k+1}$, but some solutions to odd-numbered exercises will be phrased as $S_n \Rightarrow S_{n+1}$ or $S_{n-1} \Rightarrow S_n$. Fluency comes with reading and practice.

The next example illustrates a trick that is occasionally useful. You know that you can add equal quantities to both sides of an equation without violating equality. But don't forget that you can add *unequal* quantities to both sides of an *inequality*, as long as the quantity added to the bigger side is bigger than the quantity added to the smaller side. For example, if $x \leq y$ and $a \leq b$, then $x + a \leq y + b$. Similarly, if $x \leq y$ and b is positive, then $x \leq y + b$. This oft-neglected fact is used in the next proof.

Proposition The inequality $2^n \leq 2^{n+1} - 2^{n-1} - 1$ holds for each $n \in \mathbb{N}$.

Proof. We will prove this with mathematical induction.

- (1) If $n = 1$, this statement is $2^1 \leq 2^{1+1} - 2^{1-1} - 1$, and this simplifies to $2 \leq 4 - 1 - 1$, which is obviously true.
- (2) Say $k \geq 1$. We use direct proof to show that $2^k \leq 2^{k+1} - 2^{k-1} - 1$ implies $2^{k+1} \leq 2^{(k+1)+1} - 2^{(k+1)-1} - 1$. Suppose $2^k \leq 2^{k+1} - 2^{k-1} - 1$. Then

$$\begin{aligned}
 2^k &\leq 2^{k+1} - 2^{k-1} - 1 \\
 2(2^k) &\leq 2(2^{k+1} - 2^{k-1} - 1) && \text{(multiply both sides by 2)} \\
 2^{k+1} &\leq 2^{k+2} - 2^k - 2 \\
 2^{k+1} &\leq 2^{k+2} - 2^k - 2 + 1 && \text{(add 1 to the bigger side)} \\
 2^{k+1} &\leq 2^{k+2} - 2^k - 1 \\
 2^{k+1} &\leq 2^{(k+1)+1} - 2^{(k+1)-1} - 1.
 \end{aligned}$$

It follows by induction that $2^n \leq 2^{n+1} - 2^{n-1} - 1$ for each $n \in \mathbb{N}$. ■

We next prove that if $n \in \mathbb{N}$, then the inequality $(1+x)^n \geq 1+nx$ holds for all $x \in \mathbb{R}$ with $x > -1$. Thus we will need to prove that the statement

$$S_n : (1+x)^n \geq 1+nx \text{ for every } x \in \mathbb{R} \text{ with } x > -1$$

is true for every natural number n . This is (only) slightly different from our other examples, which proved statements of the form $\forall n \in \mathbb{N}, P(n)$, where $P(n)$ is a statement about the number n . This time we are proving something of the form

$$\forall n \in \mathbb{N}, \left(\forall x \in (-1, \infty), P(n, x) \right),$$

where the open sentence $P(n, x) : (1+x)^n \geq 1+nx$ involves not only n , but also a second variable x . (For the record, the inequality $(1+x)^n \geq 1+nx$ is known as *Bernoulli's inequality*.)

Proposition If $n \in \mathbb{N}$, then $(1+x)^n \geq 1+nx$ for all $x \in \mathbb{R}$ with $x > -1$.

Proof. We will prove this with mathematical induction.

- (1) For the basis step, notice that when $n = 1$ the statement is $(1+x)^1 \geq 1+1 \cdot x$, and this is true because both sides equal $1+x$.
- (2) Assume that for some $k \geq 1$, the statement $(1+x)^k \geq 1+kx$ is true for all $x \in \mathbb{R}$ with $x > -1$. From this we need to prove $(1+x)^{k+1} \geq 1+(k+1)x$. Now, $1+x$ is positive because $x > -1$, so we can multiply both sides of $(1+x)^k \geq 1+kx$ by $(1+x)$ without changing the direction of the \geq .

$$\begin{aligned} (1+x)^k(1+x) &\geq (1+kx)(1+x) \\ (1+x)^{k+1} &\geq 1+x+kx+kx^2 \\ (1+x)^{k+1} &\geq 1+(k+1)x+kx^2 \end{aligned}$$

The above term kx^2 is positive, so removing it from the right-hand side will only make that side smaller. Thus we get $(1+x)^{k+1} \geq 1+(k+1)x$. ■

Next, an example where the basis step involves more than routine checking. (It will be used later, so it is numbered for reference.)

Proposition 10.1 Suppose a_1, a_2, \dots, a_n are n integers, where $n \geq 2$. If p is prime and $p \mid (a_1 \cdot a_2 \cdot a_3 \cdots a_n)$, then $p \mid a_i$ for at least one of the a_i .

Proof. The proof is induction on n .

- (1) The basis step involves $n = 2$. Let p be prime and suppose $p \mid (a_1 a_2)$. We need to show that $p \mid a_1$ or $p \mid a_2$, or equivalently, if $p \nmid a_1$, then $p \mid a_2$. Thus suppose $p \nmid a_1$. Since p is prime, it follows that $\gcd(p, a_1) = 1$. By Proposition 7.1 (on page 152), there are integers k and ℓ for which $1 = pk + a_1 \ell$. Multiplying this by a_2 gives

$$a_2 = pka_2 + a_1 a_2 \ell.$$

As we are assuming that p divides $a_1 a_2$, it is clear that p divides the expression $pka_2 + a_1 a_2 \ell$ on the right; hence $p \mid a_2$. We've now proved that if $p \mid (a_1 a_2)$, then $p \mid a_1$ or $p \mid a_2$. This completes the basis step.

- (2) Suppose that $k \geq 2$, and $p \mid (a_1 \cdot a_2 \cdots a_k)$ implies then $p \mid a_i$ for some a_i . Now let $p \mid (a_1 \cdot a_2 \cdots a_k \cdot a_{k+1})$. Then $p \mid ((a_1 \cdot a_2 \cdots a_k) \cdot a_{k+1})$. By what we proved in the basis step, it follows that $p \mid (a_1 \cdot a_2 \cdots a_k)$ or $p \mid a_{k+1}$. This and the inductive hypothesis imply that p divides one of the a_i . ■

Please test your understanding now by working a few exercises.

10.2 Proof by Strong Induction

Sometimes in an induction proof it is hard to show that S_k implies S_{k+1} . It may be easier to show some “lower” S_m (with $m < k$) implies S_{k+1} . For such situations there is a slight variant of induction called strong induction. Strong induction works just like regular induction, except that in Step (2) instead of assuming S_k is true and showing this forces S_{k+1} to be true, we assume that *all* the statements S_1, S_2, \dots, S_k are true and show this forces S_{k+1} to be true. The idea is that if the first k dominoes falling always forces the $(k + 1)$ th domino to fall, then all the dominoes must fall.

Outline for Proof by Strong Induction

Proposition The statements $S_1, S_2, S_3, S_4, \dots$ are all true.

Proof. (Strong induction)

(1) Prove the first statement S_1 . (Or the first several S_n , if needed.)

(2) Given any integer $k \geq 1$, prove $(S_1 \wedge S_2 \wedge S_3 \wedge \dots \wedge S_k) \Rightarrow S_{k+1}$. ■

This is useful when S_k does not easily imply S_{k+1} . You may be better served by showing some earlier statement (S_{k-1} or S_{k-2} , for instance) implies S_{k+1} . In strong induction you can use any (or all) of S_1, S_2, \dots, S_k to prove S_{k+1} .

Here is a classic first example of a strong induction proof: The problem is to prove that you can achieve any postage of 8 cents or more, exactly, using only 3¢ and 5¢ stamps. For example, for a postage of 47 cents, you could use nine 3¢ stamps and four 5¢ stamps. Let S_n be the statement S_n : *You can get a postage of exactly n ¢ using only 3¢ and 5¢ stamps.* Thus we need to prove all the statements $S_8, S_9, S_{10}, S_{11}, \dots$ are true. In the proof, to show S_{k+1} is true we will need to “go back” three steps from S_{k+1} , so the basis step involves verifying the first **three** statements S_8, S_9 and S_{10} .

Proposition Any postage of 8¢ or more is possible using 3¢ and 5¢ stamps.

Proof. We will use strong induction.

- (1) This holds for postages of 8, 9 and 10 cents: For 8¢, use one 3¢ stamp and one 5¢ stamp. For 9¢, three 3¢ stamps. For 10¢, two 5¢ stamps.
- (2) Let $k \geq 10$, and for each $8 \leq m \leq k$, assume a postage of m cents can be obtained exactly with 3¢ and 5¢ stamps. (That is, assume statements S_8, S_9, \dots, S_k are all true.) We must show that S_{k+1} is true, that is, $(k + 1)$ -cents postage can be achieved with 3¢ and 5¢ stamps. By assumption, S_{k-2} is true. Thus we can get $(k - 2)$ -cents postage with 3¢ and 5¢ stamps. Now just add one more 3¢ stamp, and we have $(k - 2) + 3 = k + 1$ cents postage with 3¢ and 5¢ stamps. ■

Our next example proves that $12 \mid (n^4 - n^2)$ for any $n \in \mathbb{N}$. But first, let's see how regular induction is problematic. Regular induction starts by checking $12 \mid (n^4 - n^2)$ for $n = 1$. This reduces to $12 \mid 0$, which is true. Next we assume $12 \mid (k^4 - k^2)$ and try to show that this implies $12 \mid ((k+1)^4 - (k+1)^2)$. Now, $12 \mid (k^4 - k^2)$ means $k^4 - k^2 = 12a$ for some $a \in \mathbb{Z}$. We want to use this to get $(k+1)^4 - (k+1)^2 = 12b$ for some integer b . Working it out,

$$\begin{aligned} (k+1)^4 - (k+1)^2 &= (k^4 + 4k^3 + 6k^2 + 4k + 1) - (k^2 + 2k + 1) \\ &= (k^4 - k^2) + 4k^3 + 6k^2 + 2k \\ &= 12a + 4k^3 + 6k^2 + 2k. \end{aligned}$$

At this point we're stuck because we can't factor out a 12.

Let's try strong induction. Say S_n is the statement $S_n: 12 \mid (n^4 - n^2)$. In strong induction, we assume each of S_1, S_2, \dots, S_k is true, and show that this makes S_{k+1} true. In particular, if S_1 through S_k are true, then S_{k-5} is true, provided $k-5 \geq 1$. We will show $S_{k-5} \Rightarrow S_{k+1}$ instead of $S_k \Rightarrow S_{k+1}$. But as $k-5 \geq 1$, we have $k \geq 6$. Thus our basis step must check that $S_1, S_2, S_3, S_4, S_5, S_6$ are all true. Once this is done, $S_{k-5} \Rightarrow S_{k+1}$ will imply that any other S_k is true. For example, if $k = 6$, then $S_{k-5} \Rightarrow S_{k+1}$ is $S_1 \Rightarrow S_7$, so S_7 is true. If $k = 7$, then $S_{k-5} \Rightarrow S_{k+1}$ is $S_2 \Rightarrow S_8$, so S_8 is true, etc.

Proposition If $n \in \mathbb{N}$, then $12 \mid (n^4 - n^2)$.

Proof. We will prove this with strong induction.

- (1) First note that the statement is true for the first six positive integers:
 For $n = 1$, 12 divides $1^4 - 1^2 = 0$. For $n = 4$, 12 divides $4^4 - 4^2 = 240$.
 For $n = 2$, 12 divides $2^4 - 2^2 = 12$. For $n = 5$, 12 divides $5^4 - 5^2 = 600$.
 For $n = 3$, 12 divides $3^4 - 3^2 = 72$. For $n = 6$, 12 divides $6^4 - 6^2 = 1260$.
- (2) For $k \geq 6$, assume $12 \mid (m^4 - m^2)$ for $1 \leq m \leq k$ (i.e., S_1, S_2, \dots, S_k are true). We must show S_{k+1} is true, that is, $12 \mid ((k+1)^4 - (k+1)^2)$. Now, S_{k-5} being true means $12 \mid ((k-5)^4 - (k-5)^2)$. To simplify, put $\boxed{k-5 = \ell}$ so $12 \mid (\ell^4 - \ell^2)$, meaning $\boxed{\ell^4 - \ell^2 = 12a}$ for $a \in \mathbb{Z}$, and $\boxed{k+1 = \ell+6}$. Then:

$$\begin{aligned} (k+1)^4 - (k+1)^2 &= (\ell+6)^4 - (\ell+6)^2 \\ &= \ell^4 + 24\ell^3 + 216\ell^2 + 864\ell + 1296 - (\ell^2 + 12\ell + 36) \\ &= (\ell^4 - \ell^2) + 24\ell^3 + 216\ell^2 + 852\ell + 1260 \\ &= 12a + 24\ell^3 + 216\ell^2 + 852\ell + 1260 \\ &= 12(a + 2\ell^3 + 18\ell^2 + 71\ell + 105). \end{aligned}$$

Because $(a + 2\ell^3 + 18\ell^2 + 71\ell + 105) \in \mathbb{Z}$, we get $12 \mid ((k+1)^4 - (k+1)^2)$. ■

Our next example involves mathematical objects called *graphs*. The word *graph* has two meanings in mathematics. First, there are the graphs of equations and functions from algebra and calculus. But here we will be interested in the second meaning: A **graph** is a configuration consisting of points (called **vertices**) and **edges**, which are lines connecting the vertices. Following are pictures of four graphs. Let's agree that all of our graphs will be in "one piece," that is, you can travel from any vertex of a graph to any other vertex by traversing a route of edges from one vertex to the other.

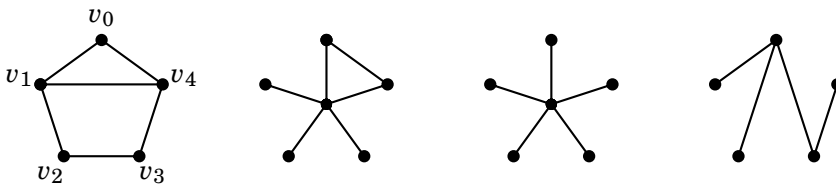


Figure 10.1. Examples of Graphs

A **cycle** in a graph is a sequence of distinct edges in the graph that form a route that ends where it began. For example, the graph on the far left of Figure 10.1 has a cycle that starts at vertex v_1 , then goes to v_2 , then to v_3 , then v_4 and finally back to its starting point v_1 . You can find cycles in both of the graphs on the left, but the two graphs on the right do not have cycles. There is a special name for a graph that has no cycles; it is called a **tree**. Thus the two graphs on the right of Figure 10.1 are trees, but the two graphs on the left are not trees. Note that a single vertex \bullet has no cycle, so it is a tree (with one vertex and zero edges).

The two trees in Figure 10.1 both have one fewer edge than vertex. The tree on the far right has 5 vertices and 4 edges. The one next to it has 6 vertices and 5 edges. Draw any tree (like the one in Figure 10.2). If it has n vertices, then it will have $n - 1$ edges. We now prove that this is always true.

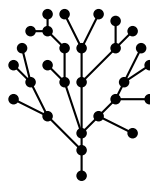


Figure 10.2. A tree

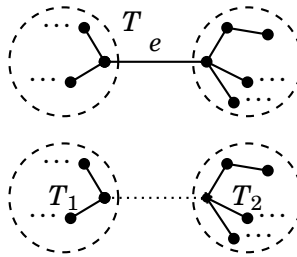
Our proof will use the following observation: If we remove an edge from a tree (but leave its two endpoints), then the tree is cut into two separate graphs, each a tree, and each smaller than the tree we began with.

Proposition If a tree has n vertices, then it has $n - 1$ edges.

Proof. Notice that this theorem asserts that for any $n \in \mathbb{N}$, the following statement is true: S_n : *A tree with n vertices has $n - 1$ edges.* We use strong induction to prove this.

- (1) Observe that if a tree has $n = 1$ vertex then it has no edges. Thus it has $n - 1 = 0$ edges, so the theorem is true when $n = 1$. (That is, S_1 is true.)
- (2) Now take an integer $k \geq 1$. We must show $(S_1 \wedge S_2 \wedge \cdots \wedge S_k) \Rightarrow S_{k+1}$. In words, we must show that if it is true that any tree with m vertices has $m - 1$ edges, where $1 \leq m \leq k$, then any tree with $k + 1$ vertices has $(k + 1) - 1 = k$ edges. We will use direct proof.

Suppose that for each m with $1 \leq m \leq k$, any tree with m vertices has $m - 1$ edges. Let T be a tree with $k + 1$ vertices. We must show that T has $(k + 1) - 1$ edges. Pick an edge of T and label it e , as shown below.



Now remove the edge e from T , but leave the two endpoints of e . This leaves two smaller trees that we call T_1 and T_2 . Let's say T_1 has x vertices and T_2 has y vertices. As each of these two smaller trees has fewer than $k + 1$ vertices, our inductive hypothesis guarantees that T_1 has $x - 1$ edges, and T_2 has $y - 1$ edges. Think about our original tree T . It has $x + y$ vertices. It has $x - 1$ edges that belong to T_1 and $y - 1$ edges that belong to T_2 , *plus* it has the additional edge e that belongs to neither T_1 nor T_2 . Thus, all together, the number of edges that T has is $(x - 1) + (y - 1) + 1 = (x + y) - 1$. In other words, T has one fewer edges than it has vertices. Thus T has $k + 1$ vertices and $(k + 1) - 1 = k$ edges.

It follows by strong induction that a tree with n vertices has $n - 1$ edges. ■

Notice that it was absolutely essential that we used strong induction in the above proof because the two trees T_1 and T_2 will not both have k vertices. At least one will have fewer than k vertices. Thus the statement S_k is not enough to imply S_{k+1} . We need to use the assumption that S_m will be true whenever $m \leq k$, and strong induction allows us to do this.

10.3 Proof by Smallest Counterexample

This section introduces yet another proof technique, called **proof by smallest counterexample**. It is a hybrid of induction and proof by contradiction. It has the nice feature that it leads you straight to a contradiction. It is therefore more “automatic” than the proof by contradiction that was introduced in Chapter 6. Here is the outline:

Outline for Proof by Smallest Counterexample

Proposition The statements $S_1, S_2, S_3, S_4, \dots$ are all true.

Proof. (Smallest counterexample)

- (1) Check that the first statement S_1 is true.
- (2) For the sake of contradiction, suppose not every S_n is true.
- (3) Let $k > 1$ be the smallest integer for which S_k is **false**.
- (4) Then S_{k-1} is true and S_k is false. Use this to get a contradiction. ■

This setup leads you to a point where S_{k-1} is true and S_k is false. It is here, where true and false collide, that you will find a contradiction. Let’s do an example.

Proposition If $n \in \mathbb{N}$, then $4 \mid (5^n - 1)$.

Proof. We use proof by smallest counterexample. (We will number the steps to match the outline, but that is not usually done in practice.)

- (1) If $n = 1$, then the statement is $4 \mid (5^1 - 1)$, or $4 \mid 4$, which is true.
- (2) For sake of contradiction, suppose it’s not true that $4 \mid (5^n - 1)$ for all n .
- (3) Let $k > 1$ be the smallest integer for which $4 \nmid (5^k - 1)$.
- (4) Then $4 \mid (5^{k-1} - 1)$, so there is an integer a for which $5^{k-1} - 1 = 4a$. Then

$$\begin{aligned} 5^{k-1} - 1 &= 4a \\ 5(5^{k-1} - 1) &= 5 \cdot 4a \\ 5^k - 5 &= 20a \\ 5^k - 1 &= 20a + 4 \\ 5^k - 1 &= 4(5a + 1). \end{aligned}$$

This means $4 \mid (5^k - 1)$, a contradiction, because $4 \nmid (5^k - 1)$ in Step 3. Thus, we were wrong in Step 2 to assume that it is untrue that $4 \mid (5^n - 1)$ for every n . Therefore $4 \mid (5^n - 1)$ is true for every n . ■

10.4 The Fundamental Theorem of Arithmetic

The **fundamental theorem of arithmetic** states that any integer greater than 1 has a unique prime factorization. For example, 12 factors into primes as $12 = 2 \cdot 2 \cdot 3$, and moreover *any* factorization of 12 into primes uses exactly the primes 2, 2 and 3. Our proof combines the techniques of induction, cases, minimum counterexample and the idea of uniqueness of existence outlined at the end of Section 7.3.

Theorem 10.1 (Fundamental Theorem of Arithmetic) Any integer $n > 1$ has a unique prime factorization. “Unique” means that if $n = p_1 \cdot p_2 \cdot p_3 \cdots p_k$ and $n = a_1 \cdot a_2 \cdot a_3 \cdots a_\ell$ are two prime factorizations of n , then $k = \ell$, and the primes p_i and a_i are the same, except that they may be in different orders.

Proof. Suppose $n > 1$. We first use strong induction to show that n has a prime factorization. For the basis step, if $n = 2$, it is prime, so it is already its own prime factorization. Let $n \geq 2$ and assume every integer between 2 and n (inclusive) has a prime factorization. Consider $n + 1$. If it is prime, then it is its own prime factorization. If it is not prime, then it factors as $n + 1 = ab$ with $a, b > 1$. Because a and b are both less than $n + 1$ they have prime factorizations $a = p_1 \cdot p_2 \cdot p_3 \cdots p_k$ and $b = p'_1 \cdot p'_2 \cdot p'_3 \cdots p'_\ell$. Then

$$n + 1 = ab = (p_1 \cdot p_2 \cdot p_3 \cdots p_k)(p'_1 \cdot p'_2 \cdot p'_3 \cdots p'_\ell)$$

is a prime factorization of $n + 1$. This completes the proof by strong induction that every integer greater than 1 has a prime factorization.

Next we use proof by smallest counterexample to prove that the prime factorization of any $n \geq 2$ is unique. If $n = 2$, then n clearly has only one prime factorization, namely itself. Assume for the sake of contradiction that there is an $n > 2$ that has different prime factorizations $n = p_1 \cdot p_2 \cdot p_3 \cdots p_k$ and $n = a_1 \cdot a_2 \cdot a_3 \cdots a_\ell$. Assume n is the smallest number with this property. From $n = p_1 \cdot p_2 \cdot p_3 \cdots p_k$, we see that $p_1 \mid n$, so $p_1 \mid (a_1 \cdot a_2 \cdot a_3 \cdots a_\ell)$. By Proposition 10.1 (page 186), p_1 divides one of the primes a_i . As a_i is prime, we have $p_1 = a_i$. Dividing $n = p_1 \cdot p_2 \cdot p_3 \cdots p_k = a_1 \cdot a_2 \cdot a_3 \cdots a_\ell$ by $p_1 = a_i$ yields

$$p_2 \cdot p_3 \cdots p_k = a_1 \cdot a_2 \cdot a_3 \cdots a_{i-1} \cdot a_{i+1} \cdots a_\ell.$$

These two factorizations are different, because the two prime factorizations of n were different. (Remember: the primes p_1 and a_i are equal, so the difference appears in the remaining factors, displayed above.) But also the above number $p_2 \cdot p_3 \cdots p_k$ is smaller than n , and this contradicts the fact that n was the smallest number with two different prime factorizations. ■

A word of caution about induction and proof by smallest counterexample: In proofs in other textbooks or in mathematical papers, it often happens that the writer doesn't tell you up front that these techniques are being used. Instead, you will have to read through the proof to glean from context what technique is being used. In fact, the same warning applies to *all* of our proof techniques. If you continue with mathematics, you will gradually gain through experience the ability to analyze a proof and understand exactly what approach is being used when it is not stated explicitly. Frustrations await you, but do not be discouraged by them. Frustration is a natural part of anything that's worth doing.

10.5 Fibonacci Numbers

Leonardo Pisano, now known as Fibonacci, was a mathematician born around 1175 in what is now Italy. His most significant work was a book *Liber Abaci*, which is recognized as a catalyst in medieval Europe's slow transition from Roman numbers to the Hindu-Arabic number system. But he is best known today for a number sequence that he described in his book and that bears his name. The **Fibonacci sequence** is

$$1, 1, 2, 3, 5, 8, 13, 21, 34, 55, 89, 144, 233, 377, \dots$$

The numbers that appear in this sequence are called **Fibonacci numbers**. The first two numbers are 1 and 1, and thereafter any entry is the sum of the previous two entries. For example $3 + 5 = 8$, and $5 + 8 = 13$, etc. We denote the n th term of this sequence as F_n . Thus $F_1 = 1$, $F_2 = 1$, $F_3 = 2$, $F_4 = 3$, $F_7 = 13$ and so on. Notice that the Fibonacci sequence is entirely determined by the rules $F_1 = 1$, $F_2 = 1$, and $F_n = F_{n-1} + F_{n-2}$.

We introduce Fibonacci's sequence here partly because it is something everyone should know about, but also because it is a great source of induction problems. This sequence, which appears with surprising frequency in nature, is filled with mysterious patterns and hidden structures. Some of these structures will be revealed in the examples and exercises.

We emphasize that the condition $F_n = F_{n-1} + F_{n-2}$ (or equivalently $F_{n+1} = F_n + F_{n-1}$) is the perfect setup for induction. It suggests that we can determine something about F_n by looking at earlier terms of the sequence. In using induction to prove something about the Fibonacci sequence, you should expect to use the equation $F_n = F_{n-1} + F_{n-2}$ somewhere.

For our first example we will prove that $F_{n+1}^2 - F_{n+1}F_n - F_n^2 = (-1)^n$ for any natural number n . For example, if $n = 5$ we have $F_6^2 - F_6F_5 - F_5^2 = 8^2 - 8 \cdot 5 - 5^2 = 64 - 40 - 25 = -1 = (-1)^5$.

Proposition The Fibonacci sequence obeys $F_{n+1}^2 - F_{n+1}F_n - F_n^2 = (-1)^n$.

Proof. We will prove this with mathematical induction.

- (1) If $n = 1$ we have $F_{n+1}^2 - F_{n+1}F_n - F_n^2 = F_2^2 - F_2F_1 - F_1^2 = 1^2 - 1 \cdot 1 - 1^2 = -1 = (-1)^1 = (-1)^n$, so indeed $F_{n+1}^2 - F_{n+1}F_n - F_n^2 = (-1)^n$ is true when $n = 1$.
- (2) Let $k \in \mathbb{N}$. Using direct proof, we will show $F_{k+1}^2 - F_{k+1}F_k - F_k^2 = (-1)^k$ implies $F_{k+2}^2 - F_{k+2}F_{k+1} - F_{k+1}^2 = (-1)^{k+1}$. Say $F_{k+1}^2 - F_{k+1}F_k - F_k^2 = (-1)^k$. Next we work out $F_{k+2}^2 - F_{k+2}F_{k+1} - F_{k+1}^2$ and show that it equals $(-1)^{k+1}$. In doing this we will use the fact $F_{k+2} = F_{k+1} + F_k$. Observe that

$$\begin{aligned}
 F_{k+2}^2 - F_{k+2}F_{k+1} - F_{k+1}^2 &= (F_{k+1} + F_k)^2 - (F_{k+1} + F_k)F_{k+1} - F_{k+1}^2 \\
 &= F_{k+1}^2 + 2F_{k+1}F_k + F_k^2 - F_{k+1}^2 - F_kF_{k+1} - F_{k+1}^2 \\
 &= -F_{k+1}^2 + F_{k+1}F_k + F_k^2 \\
 &= -(F_{k+1}^2 - F_{k+1}F_k - F_k^2) \\
 &= -(-1)^k && \text{(inductive hypothesis)} \\
 &= (-1)^1(-1)^k \\
 &= (-1)^{k+1}.
 \end{aligned}$$

Therefore $F_{k+2}^2 - F_{k+2}F_{k+1} - F_{k+1}^2 = (-1)^{k+1}$.

It follows by induction that $F_{n+1}^2 - F_{n+1}F_n - F_n^2 = (-1)^n$ for every $n \in \mathbb{N}$. ■

Let's pause for a moment and think about what the result we just proved means. Dividing both sides of $F_{n+1}^2 - F_{n+1}F_n - F_n^2 = (-1)^n$ by F_n^2 gives

$$\left(\frac{F_{n+1}}{F_n} \right)^2 - \frac{F_{n+1}}{F_n} - 1 = \frac{(-1)^n}{F_n^2}.$$

For large values of n , the right-hand side is very close to zero, and the left-hand side is F_{n+1}/F_n plugged into the polynomial $x^2 - x - 1$. Thus, as n increases, the ratio F_{n+1}/F_n approaches a root of $x^2 - x - 1 = 0$. By the quadratic formula, the roots of $x^2 - x - 1$ are $\frac{1 \pm \sqrt{5}}{2}$. As $F_{n+1}/F_n > 1$, this ratio must be approaching the *positive* root $\frac{1 + \sqrt{5}}{2}$. Therefore

$$\lim_{n \rightarrow \infty} \frac{F_{n+1}}{F_n} = \frac{1 + \sqrt{5}}{2}. \tag{10.1}$$

For a quick spot check, note that $F_{14}/F_{13} \approx 1.618025$, while $\frac{1 + \sqrt{5}}{2} \approx 1.618033$. Even for the small value $n = 13$, the numbers match to four decimal places.

The number $\phi = \frac{1+\sqrt{5}}{2}$ is sometimes called the **golden ratio**, and there has been much speculation about its occurrence in nature as well as in classical art and architecture. One theory holds that the Parthenon and the Great Pyramids of Egypt were designed in accordance with this number.

But we are here concerned with things that can be proved. We close by observing how the Fibonacci sequence in many ways resembles a geometric sequence. Recall that a **geometric sequence** with first term a and common ratio r has the form

$$a, ar, ar^2, ar^3, ar^4, ar^5, ar^6, ar^7, ar^8, \dots$$

where any term is obtained by multiplying the previous term by r . In general its n th term is $G_n = ar^n$, and $G_{n+1}/G_n = r$. Equation (10.1) tells us that $F_{n+1}/F_n \approx \phi$. Thus even though it is not a geometric sequence, the Fibonacci sequence tends to behave like a geometric sequence with common ratio ϕ , and the further “out” you go, the higher the resemblance.

Exercises for Chapter 10

Prove the following statements with either induction, strong induction or proof by smallest counterexample.

1. Prove that $1 + 2 + 3 + 4 + \dots + n = \frac{n^2 + n}{2}$ for every positive integer n .
2. Prove that $1^2 + 2^2 + 3^2 + 4^2 + \dots + n^2 = \frac{n(n+1)(2n+1)}{6}$ for every positive integer n .
3. Prove that $1^3 + 2^3 + 3^3 + 4^3 + \dots + n^3 = \frac{n^2(n+1)^2}{4}$ for every positive integer n .
4. If $n \in \mathbb{N}$, then $1 \cdot 2 + 2 \cdot 3 + 3 \cdot 4 + 4 \cdot 5 + \dots + n(n+1) = \frac{n(n+1)(n+2)}{3}$.
5. If $n \in \mathbb{N}$, then $2^1 + 2^2 + 2^3 + \dots + 2^n = 2^{n+1} - 2$.
6. Prove that $\sum_{i=1}^n (8i - 5) = 4n^2 - n$ for every positive integer n .
7. If $n \in \mathbb{N}$, then $1 \cdot 3 + 2 \cdot 4 + 3 \cdot 5 + 4 \cdot 6 + \dots + n(n+2) = \frac{n(n+1)(2n+7)}{6}$.
8. If $n \in \mathbb{N}$, then $\frac{1}{2!} + \frac{2}{3!} + \frac{3}{4!} + \dots + \frac{n}{(n+1)!} = 1 - \frac{1}{(n+1)!}$.
9. Prove that $24 \mid (5^{2n} - 1)$ for every integer $n \geq 0$.
10. Prove that $3 \mid (5^{2n} - 1)$ for every integer $n \geq 0$.
11. Prove that $3 \mid (n^3 + 5n + 6)$ for every integer $n \geq 0$.
12. Prove that $9 \mid (4^{3n} + 8)$ for every integer $n \geq 0$.
13. Prove that $6 \mid (n^3 - n)$ for every integer $n \geq 0$.

30. Here F_n is the n th Fibonacci number. Prove that

$$F_n = \frac{\left(\frac{1+\sqrt{5}}{2}\right)^n - \left(\frac{1-\sqrt{5}}{2}\right)^n}{\sqrt{5}}.$$

31. Prove that $\sum_{k=0}^n \binom{k}{r} = \binom{n+1}{r+1}$, where $1 \leq r \leq n$.

32. Prove that the number of n -digit binary numbers that have no consecutive 1's is the Fibonacci number F_{n+2} . For example, for $n = 2$ there are three such numbers (00, 01, and 10), and $3 = F_{2+2} = F_4$. Also, for $n = 3$ there are five such numbers (000, 001, 010, 100, 101), and $5 = F_{3+2} = F_5$.

33. Suppose n (infinitely long) straight lines lie on a plane in such a way that no two of the lines are parallel, and no three of the lines intersect at a single point. Show that this arrangement divides the plane into $\frac{n^2+n+2}{2}$ regions.

34. Prove that $3^1 + 3^2 + 3^3 + 3^4 + \cdots + 3^n = \frac{3^{n+1} - 3}{2}$ for every $n \in \mathbb{N}$.

35. Prove that if $n, k \in \mathbb{N}$, and n is even and k is odd, then $\binom{n}{k}$ is even.

36. Prove that if $n = 2^k - 1$ for some $k \in \mathbb{N}$, then every entry in the n th row of Pascal's triangle is odd.

37. Prove that if $m, n \in \mathbb{N}$, then $\sum_{k=0}^n k \binom{m+k}{m} = n \binom{m+n+1}{m+1} - \binom{m+n+1}{m+2}$.

38. Prove that $\sum_{k=0}^p \binom{m}{k} \binom{n}{p-k} = \binom{m+n}{p}$ for non-negative integers m, n and p .

(This equation is from Exercise 7 in Section 3.10. There we were asked to prove it by combinatorial proof. Here we are asked to prove it with induction.)

39. Prove that $\sum_{k=0}^m \binom{m}{k} \binom{n}{p+k} = \binom{m+n}{m+p}$ for non-negative integers m, n and p .

(This equation is from Exercise 8 in Section 3.10. There we were asked to prove it by combinatorial proof. Here we are asked to prove it with induction.)

40. Use Exercise 38 above to prove that if $n, k \in \mathbb{N}$, then $\binom{n}{0}^2 + \binom{n}{1}^2 + \binom{n}{2}^2 + \cdots + \binom{n}{n}^2 = \binom{2n}{n}$. (Note that this equality was also proved by combinatorial proof in Section 3.10.)

41. If n and k are non-negative integers, then $\binom{n+0}{0} + \binom{n+1}{1} + \binom{n+2}{2} + \cdots + \binom{n+k}{k} = \binom{n+k+1}{k}$.

42. Prove: The n th Fibonacci number F_n is even if and only if $3 \mid n$.

Part IV

*Relations, Functions and
Cardinality*

Relations

In mathematics there are endless ways that two entities can be related to each other. Consider the following mathematical statements.

$$\begin{array}{cccccccc}
 5 < 10 & 5 \leq 5 & 6 = \frac{30}{5} & 5 \mid 80 & 7 > 4 & x \neq y & 8 \nmid 3 \\
 a \equiv b \pmod{n} & 6 \in \mathbb{Z} & X \subseteq Y & \pi \approx 3.14 & 0 \geq -1 & \sqrt{2} \notin \mathbb{Z} & \mathbb{Z} \not\subseteq \mathbb{N}
 \end{array}$$

In each case two entities appear on either side of a symbol, and we interpret the symbol as expressing some relationship between the two entities. Symbols such as $<$, \leq , $=$, \mid , \nmid , \geq , $>$, \in and \subseteq , etc., are called *relations* because they convey relationships among things.

Relations are significant. In fact, you would have to admit that there would be precious little left of mathematics if we took away all the relations. Therefore it is important to have a firm understanding of them, and this chapter is intended to develop that understanding.

Rather than focusing on each relation individually (an impossible task anyway since there are infinitely many different relations), we will develop a general theory that encompasses *all* relations. Understanding this general theory will give us the conceptual framework and language needed to understand and discuss any specific relation.

11.1 Relations

Before stating the theoretical definition of a relation, let's look at a motivational example. This example will lead naturally to our definition.

Consider the set $A = \{1, 2, 3, 4, 5\}$. (There's nothing special about this particular set; any set of numbers would do for this example.) Elements of A can be compared to each other by the symbol " $<$." For example, $1 < 4$, $2 < 3$, $2 < 4$, and so on. You have no trouble understanding this because the notion of numeric order is so ingrained. But imagine you had to explain it to an idiot savant, one with an obsession for detail but absolutely no understanding of the meaning of (or relationships between) integers. You might consider writing down for your student the following set:

$$R = \{(1, 2), (1, 3), (1, 4), (1, 5), (2, 3), (2, 4), (2, 5), (3, 4), (3, 5), (4, 5)\}.$$

The set R encodes the meaning of the $<$ relation for elements in A . An ordered pair (a, b) appears in the set if and only if $a < b$. If asked whether or not it is true that $3 < 4$, your student could look through R until he found the ordered pair $(3, 4)$; then he would know $3 < 4$ is true. If asked about $5 < 2$, he would see that $(5, 2)$ *does not* appear in R , so $5 \not< 2$. The set R , which is a subset of $A \times A$, completely describes the relation $<$ for A .

It may seem simple-minded at first, but this is the central idea of our main definition. This definition is general enough to describe not just the relation $<$ for the set $A = \{1, 2, 3, 4, 5\}$, but *any* relation for *any* set A .

Definition 11.1 A **relation** on a set A is a subset $R \subseteq A \times A$. We often abbreviate the statement $(x, y) \in R$ as xRy . The statement $(x, y) \notin R$ is abbreviated as $x \not R y$.

Notice that a relation is a set, so we can use what we know about sets to understand and explore relations. But before getting deeper into the theory of relations, let's look at some examples of Definition 11.1.

Example 11.1 Let $A = \{1, 2, 3, 4\}$, and consider the following set:

$$R = \{(1, 1), (2, 1), (2, 2), (3, 3), (3, 2), (3, 1), (4, 4), (4, 3), (4, 2), (4, 1)\} \subseteq A \times A.$$

The set R is a relation on A , by Definition 11.1. Since $(1, 1) \in R$, we have $1R1$. Similarly $2R1$ and $2R2$, and so on. However, notice that (for example) $(3, 4) \notin R$, so $3 \not R 4$. Observe that R is the familiar relation \geq for the set A .

Chapter 1 proclaimed that all of mathematics can be described with sets. Just look at how successful this program has been! The greater-than-or-equal-to relation is now a set R . (We might even express this in the rather cryptic form $\geq = R$.)

Example 11.2 Let $A = \{1, 2, 3, 4\}$, and consider the following set:

$$S = \{(1, 1), (1, 3), (3, 1), (3, 3), (2, 2), (2, 4), (4, 2), (4, 4)\} \subseteq A \times A.$$

Here we have $1S1$, $1S3$, $4S2$, etc., but $3 \not S 4$ and $2 \not S 1$. What does S mean? Think of it as meaning “*has the same parity as.*” Thus $1S1$ reads “1 has the same parity as 1,” and $4S2$ reads “4 has the same parity as 2.”

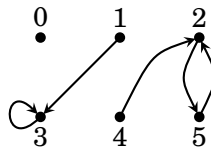
Example 11.3 Consider relations R and S of the previous two examples. Note that $R \cap S = \{(1, 1), (2, 2), (3, 3), (3, 1), (4, 4), (4, 2)\} \subseteq A \times A$ is a relation on A . The expression $x(R \cap S)y$ means “ $x \geq y$, and x has the same parity as y .”

Example 11.4 Let $B = \{0, 1, 2, 3, 4, 5\}$, and consider the following set:

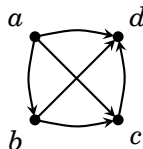
$$U = \{(1, 3), (3, 3), (5, 2), (2, 5), (4, 2)\} \subseteq B \times B.$$

Then U is a relation on B because $U \subseteq B \times B$. You may be hard-pressed to invent any “meaning” for this particular relation. A relation does not have to have any meaning. Any random subset of $B \times B$ is a relation on B , whether or not it describes anything familiar.

Some relations can be described with pictures. For example, we can depict the above relation U on B by drawing points labeled by elements of B . The statement $(x, y) \in U$ is then represented by an arrow pointing from x to y , a graphic symbol meaning “ x relates to y .” Here is a picture of U :



The next picture illustrates the relation R on the set $A = \{a, b, c, d\}$, where xRy means x comes before y in the alphabet. According to Definition 11.1, as a set this relation is $R = \{(a, b), (a, c), (a, d), (b, c), (b, d), (c, d)\}$. You may feel that the picture conveys the relation better than the set does. They are two different ways of expressing the same thing. In some instances pictures are more convenient than sets for discussing relations.



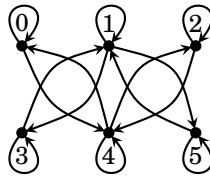
Although such diagrams can help us visualize relations, they do have their limitations. If A and R were infinite, then the diagram would be impossible to draw, but the set R might be easily expressed in set-builder notation. Here are some examples.

Example 11.5 Consider the set $R = \{(x, y) \in \mathbb{Z} \times \mathbb{Z} : x - y \in \mathbb{N}\} \subseteq \mathbb{Z} \times \mathbb{Z}$. This is the $>$ relation on the set $A = \mathbb{Z}$. It is infinite because there are infinitely many ways to have $x > y$ where x and y are integers.

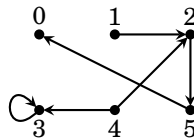
Example 11.6 The set $R = \{(x, x) : x \in \mathbb{R}\} \subseteq \mathbb{R} \times \mathbb{R}$ is the relation $=$ on the set \mathbb{R} , because xRy means the same thing as $x = y$. Thus R is a set that expresses the notion of equality of real numbers.

Exercises for Section 11.1

1. Let $A = \{0, 1, 2, 3, 4, 5\}$. Write out the relation R that expresses $>$ on A . Then illustrate it with a diagram.
2. Let $A = \{1, 2, 3, 4, 5, 6\}$. Write out the relation R that expresses $|$ (divides) on A . Then illustrate it with a diagram.
3. Let $A = \{0, 1, 2, 3, 4, 5\}$. Write out the relation R that expresses \geq on A . Then illustrate it with a diagram.
4. Here is a diagram for a relation R on a set A . Write the sets A and R .

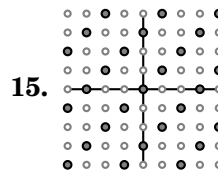
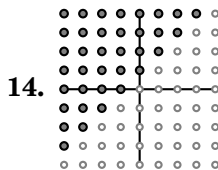
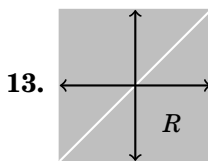
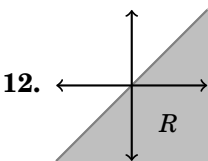


5. Here is a diagram for a relation R on a set A . Write the sets A and R .



6. Congruence modulo 5 is a relation on the set $A = \mathbb{Z}$. In this relation xRy means $x \equiv y \pmod{5}$. Write out the set R in set-builder notation.
7. Write the relation $<$ on the set $A = \mathbb{Z}$ as a subset R of $\mathbb{Z} \times \mathbb{Z}$. This is an infinite set, so you will have to use set-builder notation.
8. Let $A = \{1, 2, 3, 4, 5, 6\}$. Observe that $\emptyset \subseteq A \times A$, so $R = \emptyset$ is a relation on A . Draw a diagram for this relation.
9. Let $A = \{1, 2, 3, 4, 5, 6\}$. How many different relations are there on the set A ?
10. Consider the subset $R = (\mathbb{R} \times \mathbb{R}) - \{(x, x) : x \in \mathbb{R}\} \subseteq \mathbb{R} \times \mathbb{R}$. What familiar relation on \mathbb{R} is this? Explain.
11. Given a finite set A , how many different relations are there on A ?

In the following exercises, subsets R of $\mathbb{R}^2 = \mathbb{R} \times \mathbb{R}$ or $\mathbb{Z}^2 = \mathbb{Z} \times \mathbb{Z}$ are indicated by gray shading. In each case, R is a familiar relation on \mathbb{R} or \mathbb{Z} . State it.



11.2 Properties of Relations

A relational expression xRy is an *open sentence*; it is either true or false. For example, $5 < 10$ is true, and $10 < 5$ is false. (Thus an operation like $+$ is not a relation, because, for instance, $5+10$ has a numeric value, not a T/F value.) Since relational expressions have T/F values, we can combine them with logical operators; for example, $xRy \Rightarrow yRx$ is a statement or open sentence whose truth or falsity may depend on x and y .

With this in mind, note that some relations have properties that others don't have. For example, the relation \leq on \mathbb{Z} satisfies $x \leq x$ for every $x \in \mathbb{Z}$. But this is not so for $<$ because $x < x$ is never true. The next definition lays out three particularly significant properties that relations may have.

Definition 11.2 Suppose R is a relation on a set A .

1. Relation R is **reflexive** if xRx for every $x \in A$.
That is, R is reflexive if $\forall x \in A, xRx$.
2. Relation R is **symmetric** if xRy implies yRx for all $x, y \in A$.
That is, R is symmetric if $\forall x, y \in A, xRy \Rightarrow yRx$.
3. Relation R is **transitive** if whenever xRy and yRz , then also xRz .
That is, R is transitive if $\forall x, y, z \in A, ((xRy) \wedge (yRz)) \Rightarrow xRz$.

To illustrate this, let's consider the set $A = \mathbb{Z}$. Examples of reflexive relations on \mathbb{Z} include \leq , $=$, and $|$, because $x \leq x$, $x = x$ and $x|x$ are all true for any $x \in \mathbb{Z}$. On the other hand, $>$, $<$, \neq and \nmid are not reflexive, for none of the statements $x < x$, $x > x$, $x \neq x$ and $x \nmid x$ is ever true.

The relation \neq is symmetric, for if $x \neq y$, then surely $y \neq x$ also. Also, the relation $=$ is symmetric because $x = y$ always implies $y = x$.

The relation \leq is **not** symmetric, as $x \leq y$ does not necessarily imply $y \leq x$. For instance $5 \leq 6$ is true, but $6 \leq 5$ is false. Notice $(x \leq y) \Rightarrow (y \leq x)$ is true for some x and y (for example, it is true when $x = 2$ and $y = 2$), but still \leq is not symmetric because it is not the case that $(x \leq y) \Rightarrow (y \leq x)$ is true for *all* integers x and y .

The relation \leq is transitive because whenever $x \leq y$ and $y \leq z$, it also is true that $x \leq z$. Likewise $<$, \geq , $>$ and $=$ are all transitive. Examine the following table and be sure you understand why it is labeled as it is.

Relations on \mathbb{Z} :	$<$	\leq	$=$	$ $	\nmid	\neq
Reflexive	no	yes	yes	yes	no	no
Symmetric	no	no	yes	no	no	yes
Transitive	yes	yes	yes	yes	no	no

Example 11.7 Here $A = \{b, c, d, e\}$, and R is the following relation on A :
 $R = \{(b, b), (b, c), (c, b), (c, c), (d, d), (b, d), (d, b), (c, d), (d, c)\}$.

This relation is **not** reflexive, for although bRb , cRc and dRd , it is **not** true that eRe . For a relation to be reflexive, xRx must be true for *all* $x \in A$.

The relation R is symmetric, because whenever we have xRy , it follows that yRx too. Observe that bRc and cRb ; bRd and dRb ; dRc and cRd . Take away the ordered pair (c, b) from R , and R is no longer symmetric.

The relation R is transitive, but it takes some work to check it. We must check that the statement $(xRy \wedge yRz) \Rightarrow xRz$ is true for all $x, y, z \in A$. For example, taking $x = b$, $y = c$ and $z = d$, we have $(bRc \wedge cRd) \Rightarrow bRd$, which is the true statement $(T \wedge T) \Rightarrow T$. Likewise, $(bRd \wedge dRc) \Rightarrow bRc$ is the true statement $(T \wedge T) \Rightarrow T$. Take note that if $x = b$, $y = e$ and $z = c$, then $(bRe \wedge eRc) \Rightarrow bRc$ becomes $(F \wedge F) \Rightarrow T$, which is *still* true. It's not much fun, but going through all the combinations, you can verify that $(xRy \wedge yRz) \Rightarrow xRz$ is true for all choices $x, y, z \in A$. (Try at least a few of them.)

The relation R from Example 11.7 has a meaning. You can think of xRy as meaning that x and y are both consonants. Thus bRc because b and c are both consonants; but bRe because it's not true that b and e are both consonants. Once we look at it this way, it's immediately clear that R has to be transitive. If x and y are both consonants and y and z are both consonants, then surely x and z are both consonants. This illustrates a point that we will see again later in this section: Knowing the meaning of a relation can help us understand it and prove things about it.

Here is a picture of R . Notice that we can immediately spot several properties of R that may not have been so clear from its set description. For instance, we see that R is not reflexive because it lacks a loop at e , hence eRe .

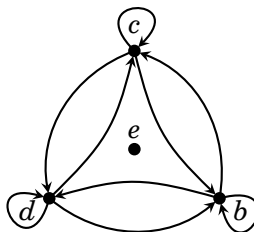




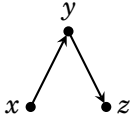
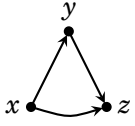




Figure 11.1. The relation R from Example 11.7

In what follows, we summarize how to spot the various properties of a relation from its diagram. Compare these with Figure 11.1.

1.	A relation is reflexive if for each point x ...		...there is a loop at x :	
2.	A relation is symmetric if whenever there is an arrow from x to y ...		...there is also an arrow from y back to x :	
3.	A relation is transitive if whenever there are arrows from x to y and y to z ...		...there is also an arrow from x to z :	
	(If $x = z$, this means that if there are arrows from x to y and from y to x ...		...there is also a loop from x back to x .)	

Consider the bottom diagram in Box 3, above. The transitive property demands $(xRy \wedge yRx) \Rightarrow xRx$. Thus, if xRy and yRx in a transitive relation, then also xRx , so there is a loop at x . In this case $(yRx \wedge xRy) \Rightarrow yRy$, so there will be a loop at y too.

Although these visual aids can be illuminating, their use is limited because many relations are too large and complex to be adequately described as diagrams. For example, it would be impossible to draw a diagram for the relation $\equiv \pmod{n}$, where $n \in \mathbb{N}$. Such a relation would best be explained in a more theoretical (and less visual) way.

We next prove that $\equiv \pmod{n}$ is reflexive, symmetric and transitive. Obviously we will not glean this from a drawing. Instead we will prove it from the properties of $\equiv \pmod{n}$ and Definition 11.2. Pay attention to this example. It illustrates how to **prove** things about relations.

Example 11.8 Prove the following proposition.

Proposition Let $n \in \mathbb{N}$. The relation $\equiv \pmod{n}$ on the set \mathbb{Z} is reflexive, symmetric and transitive.

Proof. First we will show that $\equiv \pmod{n}$ is reflexive. Take any integer $x \in \mathbb{Z}$, and observe that $n \mid 0$, so $n \mid (x - x)$. By definition of congruence modulo n , we have $x \equiv x \pmod{n}$. This shows $x \equiv x \pmod{n}$ for every $x \in \mathbb{Z}$, so $\equiv \pmod{n}$ is reflexive.

Next, we will show that $\equiv \pmod{n}$ is symmetric. For this, we must show that for all $x, y \in \mathbb{Z}$, the condition $x \equiv y \pmod{n}$ implies that $y \equiv x \pmod{n}$. We use direct proof. Suppose $x \equiv y \pmod{n}$. Thus $n \mid (x - y)$ by definition of congruence modulo n . Then $x - y = na$ for some $a \in \mathbb{Z}$ by definition of divisibility. Multiplying both sides by -1 gives $y - x = n(-a)$. Therefore $n \mid (y - x)$, and this means $y \equiv x \pmod{n}$. We've shown that $x \equiv y \pmod{n}$ implies that $y \equiv x \pmod{n}$, and this means $\equiv \pmod{n}$ is symmetric.

Finally we will show that $\equiv \pmod{n}$ is transitive. For this we must show that if $x \equiv y \pmod{n}$ and $y \equiv z \pmod{n}$, then $x \equiv z \pmod{n}$. Again we use direct proof. Suppose $x \equiv y \pmod{n}$ and $y \equiv z \pmod{n}$. This means $n \mid (x - y)$ and $n \mid (y - z)$. Therefore there are integers a and b for which $x - y = na$ and $y - z = nb$. Adding these two equations, we obtain $x - z = na + nb$. Consequently, $x - z = n(a + b)$, so $n \mid (x - z)$, hence $x \equiv z \pmod{n}$. This completes the proof that $\equiv \pmod{n}$ is transitive.

The past three paragraphs have shown that the relation $\equiv \pmod{n}$ is reflexive, symmetric and transitive, so the proof is complete. ■

As you continue with mathematics the reflexive, symmetric and transitive properties will take on special significance in a variety of settings. In preparation for this, the next section explores further consequences of these properties. But first work some of the following exercises.

Exercises for Section 11.2

1. Consider the relation $R = \{(a, a), (b, b), (c, c), (d, d), (a, b), (b, a)\}$ on set $A = \{a, b, c, d\}$. Is R reflexive? Symmetric? Transitive? If a property does not hold, say why.
2. Consider the relation $R = \{(a, b), (a, c), (c, c), (b, b), (c, b), (b, c)\}$ on the set $A = \{a, b, c\}$. Is R reflexive? Symmetric? Transitive? If a property does not hold, say why.
3. Consider the relation $R = \{(a, b), (a, c), (c, b), (b, c)\}$ on the set $A = \{a, b, c\}$. Is R reflexive? Symmetric? Transitive? If a property does not hold, say why.

4. Let $A = \{a, b, c, d\}$. Suppose R is the relation

$$R = \{(a, a), (b, b), (c, c), (d, d), (a, b), (b, a), (a, c), (c, a), \\ (a, d), (d, a), (b, c), (c, b), (b, d), (d, b), (c, d), (d, c)\}.$$

Is R reflexive? Symmetric? Transitive? If a property does not hold, say why.

5. Consider the relation $R = \{(0, 0), (\sqrt{2}, 0), (0, \sqrt{2}), (\sqrt{2}, \sqrt{2})\}$ on \mathbb{R} . Is R reflexive? Symmetric? Transitive? If a property does not hold, say why.
6. Consider the relation $R = \{(x, x) : x \in \mathbb{Z}\}$ on \mathbb{Z} . Is this R reflexive? Symmetric? Transitive? If a property does not hold, say why. What familiar relation is this?
7. There are 16 possible different relations R on the set $A = \{a, b\}$. Describe all of them. (A picture for each one will suffice, but don't forget to label the nodes.) Which ones are reflexive? Symmetric? Transitive?
8. Define a relation on \mathbb{Z} as xRy if $|x - y| < 1$. Is R reflexive? Symmetric? Transitive? If a property does not hold, say why. What familiar relation is this?
9. Define a relation on \mathbb{Z} by declaring xRy if and only if x and y have the same parity. Is R reflexive? Symmetric? Transitive? If a property does not hold, say why. What familiar relation is this?
10. Suppose $A \neq \emptyset$. Since $\emptyset \subseteq A \times A$, the set $R = \emptyset$ is a relation on A . Is R reflexive? Symmetric? Transitive? If a property does not hold, say why.
11. Let $A = \{a, b, c, d\}$ and $R = \{(a, a), (b, b), (c, c), (d, d)\}$. Is R reflexive? Symmetric? Transitive? If a property does not hold, say why.
12. Prove that the relation $|$ (divides) on the set \mathbb{Z} is reflexive and transitive. (Use Example 11.8 as a guide if you are unsure of how to proceed.)
13. Consider the relation $R = \{(x, y) \in \mathbb{R} \times \mathbb{R} : x - y \in \mathbb{Z}\}$ on \mathbb{R} . Prove that this relation is reflexive, symmetric and transitive.
14. Suppose R is a symmetric and transitive relation on a set A , and there is an element $a \in A$ for which aRx for every $x \in A$. Prove that R is reflexive.
15. Prove or disprove: If a relation is symmetric and transitive, then it is also reflexive.
16. Define a relation R on \mathbb{Z} by declaring that xRy if and only if $x^2 \equiv y^2 \pmod{4}$. Prove that R is reflexive, symmetric and transitive.
17. Modifying Exercise 8 (above) slightly, define a relation \sim on \mathbb{Z} as $x \sim y$ if and only if $|x - y| \leq 1$. Say whether \sim is reflexive. Is it symmetric? Transitive?
18. The table on page 205 shows that relations on \mathbb{Z} may obey various combinations of the reflexive, symmetric and transitive properties. In all, there are $2^3 = 8$ possible combinations, and the table shows 5 of them. (There is some redundancy, as \leq and $|$ have the same type.) Complete the table by finding examples of relations on \mathbb{Z} for the three missing combinations.

11.3 Equivalence Relations

The relation $=$ on the set \mathbb{Z} (or on any set A) is reflexive, symmetric and transitive. There are many other relations that are also reflexive, symmetric and transitive. Relations that have all three of these properties occur very frequently in mathematics and often play quite significant roles. (For instance, this is certainly true of the relation $=$.) Such relations are given a special name. They are called *equivalence relations*.

Definition 11.3 A relation R on a set A is an **equivalence relation** if it is reflexive, symmetric and transitive.

As an example, Figure 11.2 shows four different equivalence relations R_1, R_2, R_3 and R_4 on the set $A = \{-1, 1, 2, 3, 4\}$. Each one has its own meaning, as labeled. For example, in the second row the relation R_2 literally means “has the same parity as.” So $1R_2 3$ means “1 has the same parity as 3,” etc.

Relation R	Diagram	Equivalence classes (see next page)
<p>“is equal to” ($=$)</p> <p>$R_1 = \{(-1, -1), (1, 1), (2, 2), (3, 3), (4, 4)\}$</p>		<p>$\{-1\}, \{1\}, \{2\},$ $\{3\}, \{4\}$</p>
<p>“has same parity as”</p> <p>$R_2 = \{(-1, -1), (1, 1), (2, 2), (3, 3), (4, 4),$ $(-1, 1), (1, -1), (-1, 3), (3, -1),$ $(1, 3), (3, 1), (2, 4), (4, 2)\}$</p>		<p>$\{-1, 1, 3\}, \{2, 4\}$</p>
<p>“has same sign as”</p> <p>$R_3 = \{(-1, -1), (1, 1), (2, 2), (3, 3), (4, 4),$ $(1, 2), (2, 1), (1, 3), (3, 1), (1, 4), (4, 1),$ $(3, 4), (4, 3), (2, 3), (3, 2), (2, 4), (4, 2)\}$</p>		<p>$\{-1\}, \{1, 2, 3, 4\}$</p>
<p>“has same parity and sign as”</p> <p>$R_4 = \{(-1, -1), (1, 1), (2, 2), (3, 3), (4, 4),$ $(1, 3), (3, 1), (2, 4), (4, 2)\}$</p>		<p>$\{-1\}, \{1, 3\}, \{2, 4\}$</p>

Figure 11.2. Examples of equivalence relations on the set $A = \{-1, 1, 2, 3, 4\}$

The above diagrams make it easy to check that each relation is reflexive, symmetric and transitive, i.e., that each is an equivalence relation. For example, R_1 is symmetric because $xR_1y \Rightarrow yR_1x$ is always true: When $x = y$ it becomes $T \Rightarrow T$ (true), and when $x \neq y$ it becomes $F \Rightarrow F$ (also true). In a similar fashion, R_1 is transitive because $(xR_1y \wedge yR_1z) \Rightarrow xR_1z$ is always true: It always works out to one of $T \Rightarrow T$, $F \Rightarrow T$ or $F \Rightarrow F$. (Check this.)

As you can see from the examples in Figure 11.2, equivalence relations on a set tend to express some measure of “sameness” among the elements of the set, whether it is true equality or something weaker (like having the same parity).

It’s time to introduce an important definition. Whenever you have an equivalence relation R on a set A , it divides A into subsets called *equivalence classes*. Here is the definition:

Definition 11.4 Suppose R is an equivalence relation on a set A . Given any element $a \in A$, the **equivalence class containing a** is the subset $\{x \in A : xRa\}$ of A consisting of all the elements of A that relate to a . This set is denoted as $[a]$. Thus the equivalence class containing a is the set $[a] = \{x \in A : xRa\}$.

Example 11.9 Consider the relation R_1 in Figure 11.2. The equivalence class containing 2 is the set $[2] = \{x \in A : xR_12\}$. Because in this relation the only element that relates to 2 is 2 itself, we have $[2] = \{2\}$. Other equivalence classes for R_1 are $[-1] = \{-1\}$, $[1] = \{1\}$, $[3] = \{3\}$ and $[4] = \{4\}$. Thus this relation has five separate equivalence classes.

Example 11.10 Consider the relation R_2 in Figure 11.2. The equivalence class containing 2 is the set $[2] = \{x \in A : xR_22\}$. Because only 2 and 4 relate to 2, we have $[2] = \{2, 4\}$. Observe that we also have $[4] = \{x \in A : xR_24\} = \{2, 4\}$, so $[2] = [4]$. Another equivalence class for R_2 is $[1] = \{x \in A : xR_21\} = \{-1, 1, 3\}$. In addition, note that $[1] = [-1] = [3] = \{-1, 1, 3\}$. Thus this relation has just two equivalence classes, namely $\{2, 4\}$ and $\{-1, 1, 3\}$.

Example 11.11 The relation R_4 in Figure 11.2 has three equivalence classes. They are $[-1] = \{-1\}$ and $[1] = [3] = \{1, 3\}$ and $[2] = [4] = \{2, 4\}$.

Don’t be misled by Figure 11.2. It’s important to realize that not every equivalence relation can be drawn as a diagram involving nodes and arrows. Even the simple relation $R = \{(x, x) : x \in \mathbb{R}\}$, which expresses equality in the set \mathbb{R} , is too big to be drawn. Its picture would involve a point for every real number and a loop at each point. Clearly that’s too many points and loops to draw.

We close this section with several other examples of equivalence relations on infinite sets.

Example 11.12 Let P be the set of all polynomials with real coefficients. Define a relation R on P as follows. Given $f(x), g(x) \in P$, let $f(x)Rg(x)$ mean that $f(x)$ and $g(x)$ have the same degree. Thus $(x^2 + 3x - 4)R(3x^2 - 2)$ and $(x^3 + 3x^2 - 4)R(3x^2 - 2)$, for example. It takes just a quick mental check to see that R is an equivalence relation. (Do it.) It's easy to describe the equivalence classes of R . For example, $[3x^2 + 2]$ is the set of all polynomials that have the same degree as $3x^2 + 2$, that is, the set of all polynomials of degree 2. We can write this as $[3x^2 + 2] = \{ax^2 + bx + c : a, b, c \in \mathbb{R}, a \neq 0\}$.

Example 11.13 In Example 11.8 we proved that for a given $n \in \mathbb{N}$ the relation $\equiv \pmod{n}$ is reflexive, symmetric and transitive. Thus, in our new parlance, $\equiv \pmod{n}$ is an equivalence relation on \mathbb{Z} . Consider the case $n = 3$. Let's find the equivalence classes of the equivalence relation $\equiv \pmod{3}$. The equivalence class containing 0 seems like a reasonable place to start. Observe that

$$[0] = \{x \in \mathbb{Z} : x \equiv 0 \pmod{3}\} = \{x \in \mathbb{Z} : 3 \mid (x - 0)\} = \{x \in \mathbb{Z} : 3 \mid x\} = \{\dots, -3, 0, 3, 6, 9, \dots\}.$$

Thus the class $[0]$ consists of all the multiples of 3. (Or, said differently, $[0]$ consists of all integers that have a remainder of 0 when divided by 3.) Note that $[0] = [3] = [6] = [9]$, etc. The number 1 does not show up in the set $[0]$ so let's next look at the equivalence class $[1]$:

$$[1] = \{x \in \mathbb{Z} : x \equiv 1 \pmod{3}\} = \{x \in \mathbb{Z} : 3 \mid (x - 1)\} = \{\dots, -5, -2, 1, 4, 7, 10, \dots\}.$$

The equivalence class $[1]$ consists of all integers that give a remainder of 1 when divided by 3. The number 2 is in neither of the sets $[0]$ or $[1]$, so we next look at the equivalence class $[2]$:

$$[2] = \{x \in \mathbb{Z} : x \equiv 2 \pmod{3}\} = \{x \in \mathbb{Z} : 3 \mid (x - 2)\} = \{\dots, -4, -1, 2, 5, 8, 11, \dots\}.$$

The equivalence class $[2]$ consists of all integers that give a remainder of 2 when divided by 3. Observe that any integer is in one of the sets $[0]$, $[1]$ or $[2]$, so we have listed all of the equivalence classes. Thus $\equiv \pmod{3}$ has exactly three equivalence classes, as described above.

Similarly, you can show that the equivalence relation $\equiv \pmod{n}$ has n equivalence classes $[0], [1], [2], \dots, [n - 1]$.

The idea of an equivalence relation is fundamental. In a very real sense you have dealt with equivalence relations for much of your life, without being aware of it. In fact your conception of fractions is entwined with an intuitive notion of an equivalence relation. To see how this is so, consider the set of all fractions, *not necessarily reduced*:

$$F = \left\{ \frac{m}{n} : m, n \in \mathbb{Z}, n \neq 0 \right\}.$$

Interpret this set not as \mathbb{Q} , but rather as the set of all possible fractions. For example, we consider the fractions $\frac{1}{2}$ and $\frac{2}{4}$ as being distinct (unequal) elements of F because their numerators and denominators don't match. Of course $\frac{1}{2}$ and $\frac{2}{4}$ are equal numbers, but they are *different* fractions, so $\frac{1}{2}, \frac{2}{4} \in F$, but $\frac{1}{2} \neq \frac{2}{4}$ (meaning they are distinct, unequal elements of F).

Define a relation \doteq on F by saying $\frac{a}{b} \doteq \frac{c}{d}$ provided that $ad = bc$. Thus $\frac{1}{2} \doteq \frac{2}{4}$ because $1 \cdot 4 = 2 \cdot 2$. Similarly, notice that $\frac{-15}{3} \doteq \frac{10}{2}$ because $-15 \cdot 2 = -3 \cdot 10$. We have defined \doteq so that $\frac{a}{b} \doteq \frac{c}{d}$ if and only if $\frac{a}{b}$ and $\frac{c}{d}$ are equal numbers, so \doteq models your intuitive, ingrained understanding of when two different fractions are equal.

Observe that \doteq is an equivalence relation on the set F of all fractions: It is reflexive because for any $\frac{a}{b} \in F$ the equation $ab = ba$ guarantees $\frac{a}{b} \doteq \frac{a}{b}$. To see that \doteq is symmetric, suppose $\frac{a}{b} \doteq \frac{c}{d}$. This means $ad = bc$, so $cb = da$, which implies $\frac{c}{d} \doteq \frac{a}{b}$. Exercise 16 below asks you to confirm that \doteq is transitive.

This discussion shows that your everyday understanding of equality of fractions is an equivalence relation. The equivalence class containing, say, $\frac{2}{3}$ is the set $\left\{ \frac{2n}{3n} : n \in \mathbb{Z}, n \neq 0 \right\}$ of all fractions that are numerically equal to $\frac{2}{3}$. The takeaway is that you have for years lumped together equal fractions into equivalence classes under this equivalence relation.

Later, when you learned calculus, equivalence relations once again were just under the surface. The antiderivative $\int f(x)dx$ of a function $f(x)$ was defined to be the set of functions $F(x) + C$ whose derivatives are $f(x)$. This set is an equivalence class in the set of integrable functions, where two functions are related if their difference is a constant. (We are glossing over some fine points that will be cleared up in an advanced calculus course.)

Such examples underscore an important point: Equivalence relations arise in many areas of mathematics. This is especially true in the advanced realms of mathematics, where equivalence relations are the right tool for important constructions, constructions as natural and far-reaching as fractions, or antiderivatives. Learning about equivalence relations now paves the way to a deeper understanding of later courses, and work.

Exercises for Section 11.3

1. Let $A = \{1, 2, 3, 4, 5, 6\}$, and consider the following equivalence relation on A :
 $R = \{(1, 1), (2, 2), (3, 3), (4, 4), (5, 5), (6, 6), (2, 3), (3, 2), (4, 5), (5, 4), (4, 6), (6, 4), (5, 6), (6, 5)\}$.
 List the equivalence classes of R .
 2. Let $A = \{a, b, c, d, e\}$. Suppose R is an equivalence relation on A . Suppose R has two equivalence classes. Also aRd , bRc and eRd . Write out R as a set.
 3. Let $A = \{a, b, c, d, e\}$. Suppose R is an equivalence relation on A . Suppose R has three equivalence classes. Also aRd and bRc . Write out R as a set.
 4. Let $A = \{a, b, c, d, e\}$. Suppose R is an equivalence relation on A . Suppose also that aRd and bRc , eRa and cRe . How many equivalence classes does R have?
 5. There are two different equivalence relations on the set $A = \{a, b\}$. Describe them. Diagrams will suffice.
 6. There are five different equivalence relations on the set $A = \{a, b, c\}$. Describe them all. Diagrams will suffice.
 7. Define a relation R on \mathbb{Z} as xRy if and only if $3x - 5y$ is even. Prove R is an equivalence relation. Describe its equivalence classes.
 8. Define a relation R on \mathbb{Z} as xRy if and only if $x^2 + y^2$ is even. Prove R is an equivalence relation. Describe its equivalence classes.
 9. Define a relation R on \mathbb{Z} as xRy if and only if $4|(x+3y)$. Prove R is an equivalence relation. Describe its equivalence classes.
 10. Suppose R and S are two equivalence relations on a set A . Prove that $R \cap S$ is also an equivalence relation. (For an example of this, look at Figure 11.2. Observe that for the equivalence relations R_2, R_3 and R_4 , we have $R_2 \cap R_3 = R_4$.)
 11. Prove or disprove: If R is an equivalence relation on an infinite set A , then R has infinitely many equivalence classes.
 12. Prove or disprove: If R and S are two equivalence relations on a set A , then $R \cup S$ is also an equivalence relation on A .
 13. Suppose R is an equivalence relation on a finite set A , and every equivalence class has the same cardinality m . Express $|R|$ in terms of m and $|A|$.
 14. Suppose R is a reflexive and symmetric relation on a finite set A . Define a relation S on A by declaring xSy if and only if for some $n \in \mathbb{N}$ there are elements $x_1, x_2, \dots, x_n \in A$ satisfying xRx_1 , x_1Rx_2 , x_2Rx_3 , $x_3Rx_4, \dots, x_{n-1}Rx_n$, and x_nRy . Show that S is an equivalence relation and $R \subseteq S$. Prove that S is the unique smallest equivalence relation on A containing R .
 15. Suppose R is an equivalence relation on a set A , with four equivalence classes. How many different equivalence relations S on A are there for which $R \subseteq S$?
 16. Show that the relation \doteq defined on page 213 is transitive.
-

11.4 Equivalence Classes and Partitions

This section collects several properties of equivalence classes.

Our first result proves that $[a] = [b]$ if and only if aRb . This is useful because it assures us that whenever we are in a situation where $[a] = [b]$, we also have aRb , and vice versa. Being able to switch back and forth between these two pieces of information can be helpful in a variety of situations, and you may find yourself using this result a lot. Be sure to notice that the proof uses all three properties (reflexive, symmetric and transitive) of equivalence relations. Notice also that we have to use some techniques from Chapter 8 (Proofs Involving Sets) in dealing with the sets $[a]$ and $[b]$.

Theorem 11.1 Suppose R is an equivalence relation on a set A . Suppose also that $a, b \in A$. Then $[a] = [b]$ if and only if aRb .

Proof. Suppose $[a] = [b]$. Note that aRa by the reflexive property of R , so $a \in \{x \in A : xRa\} = [a] = [b] = \{x \in A : xRb\}$. But a belonging to $\{x \in A : xRb\}$ means aRb . This completes the first part of the if-and-only-if proof.

Conversely, suppose aRb . We need to show $[a] = [b]$. We will do this by showing $[a] \subseteq [b]$ and $[b] \subseteq [a]$.

First we show $[a] \subseteq [b]$. Suppose $c \in [a]$. As $c \in [a] = \{x \in A : xRa\}$, we get cRa . Now we have cRa and aRb , so cRb because R is transitive. But cRb implies $c \in \{x \in A : xRb\} = [b]$. This demonstrates that $c \in [a]$ implies $c \in [b]$, so $[a] \subseteq [b]$.

Next we show $[b] \subseteq [a]$. Suppose $c \in [b]$. As $c \in [b] = \{x \in A : xRb\}$, we get cRb . Remember that we are assuming aRb , so bRa because R is symmetric. Now we have cRb and bRa , so cRa because R is transitive. But cRa implies $c \in \{x \in A : xRa\} = [a]$. This demonstrates that $c \in [b]$ implies $c \in [a]$; hence $[b] \subseteq [a]$.

The previous two paragraphs imply that $[a] = [b]$. ■

To illustrate Theorem 11.1, recall that in Example 11.13 we worked out the equivalence classes of $\equiv \pmod{3}$. We observed that

$$[-3] = [9] = \{\dots, -3, 0, 3, 6, 9, \dots\}.$$

Note that $[-3] = [9]$ and $-3 \equiv 9 \pmod{3}$, just as Theorem 11.1 predicts. The theorem assures us that this will work for any equivalence relation. In the future you may find yourself using the result of Theorem 11.1 often. Over time it may become natural and familiar; you will use it automatically, without even thinking of it as a theorem.

Our next topic addresses the fact that an equivalence relation on a set A divides A into various equivalence classes. There is a special word for this kind of situation. We address it now, as you are likely to encounter it in subsequent mathematics classes.

Definition 11.5 A **partition** of a set A is a set of non-empty subsets of A , such that the union of all the subsets equals A , and the intersection of any two different subsets is \emptyset .

Example 11.14 Let $A = \{a, b, c, d\}$. One partition of A is $\{\{a, b\}, \{c\}, \{d\}\}$. This is a set of three subsets $\{a, b\}$, $\{c\}$ and $\{d\}$ of A . The union of the three subsets equals A ; the intersection of any two subsets is \emptyset .

Other partitions of A are

$$\{\{a, b\}, \{c, d\}\}, \quad \{\{a, c\}, \{b\}, \{d\}\}, \quad \{\{a\}, \{b\}, \{c\}, \{d\}\}, \quad \{\{a, b, c, d\}\},$$

to name a few. Intuitively, a partition is just a dividing up of A into pieces.

Example 11.15 Consider the equivalence relations in Figure 11.2. Each of these is a relation on the set $A = \{-1, 1, 2, 3, 4\}$. The equivalence classes of each relation are listed on the right side of the figure. Observe that, in each case, the set of equivalence classes forms a partition of A . For example, the relation R_1 yields the partition $\{\{-1\}, \{1\}, \{2\}, \{3\}, \{4\}\}$ of A . Likewise the equivalence classes of R_2 form the partition $\{\{-1, 1, 3\}, \{2, 4\}\}$.

Example 11.16 Recall that Example 11.13 worked out the equivalence classes of the equivalence relation $\equiv \pmod{3}$ on the set \mathbb{Z} . These equivalence classes give the following partition of \mathbb{Z} :

$$\left\{ \{ \dots, -3, 0, 3, 6, 9, \dots \}, \{ \dots, -2, 1, 4, 7, 10, \dots \}, \{ \dots, -1, 2, 5, 8, 11, \dots \} \right\}.$$

We can write it more compactly as $\{[0], [1], [2]\}$.

Our examples and experience suggest that the equivalence classes of an equivalence relation on a set form a partition of that set. This is indeed the case, and we now prove it.

Theorem 11.2 Suppose R is an equivalence relation on a set A . Then the set $\{[a] : a \in A\}$ of equivalence classes of R forms a partition of A .

Proof. To show that $\{[a] : a \in A\}$ is a partition of A we need to show two things: We need to show that the union of all the sets $[a]$ equals A , and we need to show that if $[a] \neq [b]$, then $[a] \cap [b] = \emptyset$.

Notationally, the union of all the sets $[a]$ is $\bigcup_{a \in A} [a]$, so we need to prove $\bigcup_{a \in A} [a] = A$. Suppose $x \in \bigcup_{a \in A} [a]$. This means $x \in [a]$ for some $a \in A$. Since $[a] \subseteq A$, it then follows that $x \in A$. Thus $\bigcup_{a \in A} [a] \subseteq A$. On the other hand, suppose $x \in A$. As $x \in [x]$, we know $x \in [a]$ for some $a \in A$ (namely $a = x$). Therefore $x \in \bigcup_{a \in A} [a]$, and this shows $A \subseteq \bigcup_{a \in A} [a]$. Since $\bigcup_{a \in A} [a] \subseteq A$ and $A \subseteq \bigcup_{a \in A} [a]$, it follows that $\bigcup_{a \in A} [a] = A$.

Next we need to show that if $[a] \neq [b]$ then $[a] \cap [b] = \emptyset$. Let's use contrapositive proof. Suppose it's not the case that $[a] \cap [b] = \emptyset$, so there is some element c with $c \in [a] \cap [b]$. Thus $c \in [a]$ and $c \in [b]$. Now, $c \in [a]$ means cRa , and then aRc since R is symmetric. Also $c \in [b]$ means cRb . Now we have aRc and cRb , so aRb (because R is transitive). By Theorem 11.1, aRb implies $[a] = [b]$. Thus $[a] \neq [b]$ is not true.

We've now shown that the union of all the equivalence classes is A , and the intersection of two different equivalence classes is \emptyset . Therefore the set of equivalence classes is a partition of A . ■

Theorem 11.2 says the equivalence classes of any equivalence relation on a set A form a partition of A . Conversely, any partition of A describes an equivalence relation R where xRy if and only if x and y belong to the same set in the partition. (See Exercise 4 for this section, below.) Thus equivalence relations and partitions are really just two different ways of looking at the same thing. In your future mathematical studies you may find yourself easily switching between these two points of view.

Exercises for Section 11.4

1. List all the partitions of the set $A = \{a, b\}$. Compare your answer to the answer to Exercise 5 of Section 11.3.
 2. List all the partitions of the set $A = \{a, b, c\}$. Compare your answer to the answer to Exercise 6 of Section 11.3.
 3. Describe the partition of \mathbb{Z} resulting from the equivalence relation $\equiv \pmod{4}$.
 4. Suppose P is a partition of a set A . Define a relation R on A by declaring xRy if and only if $x, y \in X$ for some $X \in P$. Prove R is an equivalence relation on A . Then prove that P is the set of equivalence classes of R .
 5. Consider the partition $P = \{\{\dots, -4, -2, 0, 2, 4, \dots\}, \{\dots, -5, -3, -1, 1, 3, 5, \dots\}\}$ of \mathbb{Z} . Let R be the equivalence relation whose equivalence classes are the two elements of P . What familiar equivalence relation is R ?
 6. Consider the partition $P = \{\{0\}, \{-1, 1\}, \{-2, 2\}, \{-3, 3\}, \{-4, 4\}, \dots\}$ of \mathbb{Z} . Describe the equivalence relation whose equivalence classes are the elements of P .
-

11.5 The Integers Modulo n

Example 11.8 proved that for any given $n \in \mathbb{N}$, the relation $\equiv \pmod{n}$ is reflexive, symmetric and transitive, so it is an equivalence relation. This is a particularly significant equivalence relation in mathematics, and in the present section we deduce some of its properties.

To make matters simpler, let's pick a concrete n , say $n = 5$. Let's begin by looking at the equivalence classes of the relation $\equiv \pmod{5}$. There are five equivalence classes, as follows:

$$\begin{aligned} [0] &= \{x \in \mathbb{Z} : x \equiv 0 \pmod{5}\} = \{x \in \mathbb{Z} : 5 \mid (x - 0)\} = \{\dots, -10, -5, 0, 5, 10, 15, \dots\}, \\ [1] &= \{x \in \mathbb{Z} : x \equiv 1 \pmod{5}\} = \{x \in \mathbb{Z} : 5 \mid (x - 1)\} = \{\dots, -9, -4, 1, 6, 11, 16, \dots\}, \\ [2] &= \{x \in \mathbb{Z} : x \equiv 2 \pmod{5}\} = \{x \in \mathbb{Z} : 5 \mid (x - 2)\} = \{\dots, -8, -3, 2, 7, 12, 17, \dots\}, \\ [3] &= \{x \in \mathbb{Z} : x \equiv 3 \pmod{5}\} = \{x \in \mathbb{Z} : 5 \mid (x - 3)\} = \{\dots, -7, -2, 3, 8, 13, 18, \dots\}, \\ [4] &= \{x \in \mathbb{Z} : x \equiv 4 \pmod{5}\} = \{x \in \mathbb{Z} : 5 \mid (x - 4)\} = \{\dots, -6, -1, 4, 9, 14, 19, \dots\}. \end{aligned}$$

Notice how these equivalence classes form a partition of the set \mathbb{Z} . We label the five equivalence classes as $[0], [1], [2], [3]$ and $[4]$, but you know of course that there are other ways to label them. For example, $[0] = [5] = [10] = [15]$, and so on; and $[1] = [6] = [-4]$, etc. Still, for this discussion we denote the five classes as $[0], [1], [2], [3]$ and $[4]$.

These five classes form a set, which we shall denote as \mathbb{Z}_5 . Thus

$$\mathbb{Z}_5 = \{[0], [1], [2], [3], [4]\}$$

is a set of five sets. The interesting thing about \mathbb{Z}_5 is that even though its elements are sets (and not numbers), it is possible to add and multiply them. In fact, we can define the following rules that tell how elements of \mathbb{Z}_5 can be added and multiplied.

$$\begin{aligned} [a] + [b] &= [a + b] \\ [a] \cdot [b] &= [a \cdot b] \end{aligned}$$

For example, $[2] + [1] = [2 + 1] = [3]$, and $[2] \cdot [2] = [2 \cdot 2] = [4]$. We stress that in doing this we are adding and multiplying *sets* (more precisely equivalence classes), not numbers. We added (or multiplied) two elements of \mathbb{Z}_5 and obtained another element of \mathbb{Z}_5 .

Here is a trickier example. Observe that $[2] + [3] = [5]$. This time we added elements $[2], [3] \in \mathbb{Z}_5$, and got the element $[5] \in \mathbb{Z}_5$. That was easy, except where is our answer $[5]$ in the set $\mathbb{Z}_5 = \{[0], [1], [2], [3], [4]\}$? Since $[5] = [0]$, it is more appropriate to write $[2] + [3] = [0]$.

In a similar vein, $[2] \cdot [3] = [6]$ would be written as $[2] \cdot [3] = [1]$ because $[6] = [1]$. Test your skill with this by verifying the following addition and multiplication tables for \mathbb{Z}_5 .

+	[0]	[1]	[2]	[3]	[4]
[0]	[0]	[1]	[2]	[3]	[4]
[1]	[1]	[2]	[3]	[4]	[0]
[2]	[2]	[3]	[4]	[0]	[1]
[3]	[3]	[4]	[0]	[1]	[2]
[4]	[4]	[0]	[1]	[2]	[3]

·	[0]	[1]	[2]	[3]	[4]
[0]	[0]	[0]	[0]	[0]	[0]
[1]	[0]	[1]	[2]	[3]	[4]
[2]	[0]	[2]	[4]	[1]	[3]
[3]	[0]	[3]	[1]	[4]	[2]
[4]	[0]	[4]	[3]	[2]	[1]

We call the set $\mathbb{Z}_5 = \{[0],[1],[2],[3],[4]\}$ the **integers modulo 5**. As our tables suggest, \mathbb{Z}_5 is more than just a set: It is a little number system with its own addition and multiplication. In this way it is like the familiar set \mathbb{Z} which also comes equipped with an addition and a multiplication.

Of course, there is nothing special about the number 5. We can also define \mathbb{Z}_n for any natural number n . Here is the definition:

Definition 11.6 Let $n \in \mathbb{N}$. The equivalence classes of the equivalence relation $\equiv \pmod{n}$ are $[0],[1],[2],\dots,[n-1]$. The **integers modulo n** is the set $\mathbb{Z}_n = \{[0],[1],[2],\dots,[n-1]\}$. Elements of \mathbb{Z}_n can be added by the rule $[a] + [b] = [a + b]$ and multiplied by the rule $[a] \cdot [b] = [ab]$.

Given a natural number n , the set \mathbb{Z}_n is a number system containing n elements. It has many of the algebraic properties that \mathbb{Z}, \mathbb{R} and \mathbb{Q} possess. For example, it is probably obvious to you already that elements of \mathbb{Z}_n obey the commutative laws $[a] + [b] = [b] + [a]$ and $[a] \cdot [b] = [b] \cdot [a]$. You can also verify the distributive law $[a] \cdot ([b] + [c]) = [a] \cdot [b] + [a] \cdot [c]$, as follows:

$$\begin{aligned}
 [a] \cdot ([b] + [c]) &= [a] \cdot [b + c] \\
 &= [a(b + c)] \\
 &= [ab + ac] \\
 &= [ab] + [ac] \\
 &= [a] \cdot [b] + [a] \cdot [c].
 \end{aligned}$$

The integers modulo n are significant because they more closely fit certain applications than do other number systems such as \mathbb{Z} or \mathbb{R} . If you go on to

take a course in abstract algebra, then you will work extensively with \mathbb{Z}_n as well as other, more exotic, number systems. (In such a course you will also use all of the proof techniques that we have discussed, as well as the ideas of equivalence relations.)

To close this section we take up an issue that may have bothered you earlier. It has to do with our definitions of addition $[a] + [b] = [a + b]$ and multiplication $[a] \cdot [b] = [ab]$. These definitions define addition and multiplication of equivalence classes in terms of representatives a and b in the equivalence classes. Since there are many different ways to choose such representatives, we may well wonder if addition and multiplication are consistently defined. For example, suppose two people, Alice and Bob, want to multiply the elements $[2]$ and $[3]$ in \mathbb{Z}_5 . Alice does the calculation as $[2] \cdot [3] = [6] = [1]$, so her final answer is $[1]$. Bob does it differently. Since $[2] = [7]$ and $[3] = [8]$, he works out $[2] \cdot [3]$ as $[7] \cdot [8] = [56]$. Since $56 \equiv 1 \pmod{5}$, Bob's answer is $[56] = [1]$, and that agrees with Alice's answer. Will their answers always agree or did they just get lucky (with the arithmetic)?

The fact is that no matter how they do the multiplication in \mathbb{Z}_n , their answers will agree. To see why, suppose Alice and Bob want to multiply the elements $[a], [b] \in \mathbb{Z}_n$, and suppose $[a] = [a']$ and $[b] = [b']$. Alice and Bob do the multiplication as follows:

$$\begin{aligned} \text{Alice: } & [a] \cdot [b] = [ab], \\ \text{Bob: } & [a'] \cdot [b'] = [a'b']. \end{aligned}$$

We need to show that their answers agree, that is, we need to show $[ab] = [a'b']$. Since $[a] = [a']$, we know by Theorem 11.1 that $a \equiv a' \pmod{n}$. Thus $n \mid (a - a')$, so $a - a' = nk$ for some integer k . Likewise, as $[b] = [b']$, we know $b \equiv b' \pmod{n}$, or $n \mid (b - b')$, so $b - b' = n\ell$ for some integer ℓ . Thus we get $a = a' + nk$ and $b = b' + n\ell$. Therefore:

$$\begin{aligned} ab &= (a' + nk)(b' + n\ell) \\ &= a'b' + a'n\ell + nkb' + n^2k\ell. \end{aligned}$$

Hence $ab - a'b' = n(a'\ell + kb' + nk\ell)$. This means $n \mid (ab - a'b')$, so $ab \equiv a'b' \pmod{n}$, and from that we conclude $[ab] = [a'b']$. Consequently Alice and Bob really do get the same answer, so we can be assured that the definition of multiplication in \mathbb{Z}_n is consistent.

Exercise 8 (below) asks you to prove that addition in \mathbb{Z}_n is similarly consistent.

Exercises for Section 11.5

1. Write the addition and multiplication tables for \mathbb{Z}_2 .
 2. Write the addition and multiplication tables for \mathbb{Z}_3 .
 3. Write the addition and multiplication tables for \mathbb{Z}_4 .
 4. Write the addition and multiplication tables for \mathbb{Z}_6 .
 5. Suppose $[a],[b] \in \mathbb{Z}_5$ and $[a] \cdot [b] = [0]$. Is it necessarily true that either $[a] = [0]$ or $[b] = [0]$?
 6. Suppose $[a],[b] \in \mathbb{Z}_6$ and $[a] \cdot [b] = [0]$. Is it necessarily true that either $[a] = [0]$ or $[b] = [0]$? What if $[a],[b] \in \mathbb{Z}_7$?
 7. Do the following calculations in \mathbb{Z}_9 , in each case expressing your answer as $[a]$ with $0 \leq a \leq 8$.

(a) $[8] + [8]$	(b) $[24] + [11]$	(c) $[21] \cdot [15]$	(d) $[8] \cdot [8]$
-----------------	-------------------	-----------------------	---------------------
 8. Suppose $[a],[b] \in \mathbb{Z}_n$, and $[a] = [a']$ and $[b] = [b']$. Alice adds $[a]$ and $[b]$ as $[a] + [b] = [a + b]$. Bob adds them as $[a'] + [b'] = [a' + b']$. Show that their answers $[a + b]$ and $[a' + b']$ are the same.
-

11.6 Relations Between Sets

In the beginning of this chapter, we defined a relation on a set A to be a subset $R \subseteq A \times A$. This created a framework that could model any situation in which elements of A are compared to themselves. In this setting, the statement xRy has elements x and y from A on either side of the R because R compares elements from A . But there are other relational symbols that don't work this way. Consider \in . The statement $5 \in \mathbb{Z}$ expresses a relationship between 5 and \mathbb{Z} (namely that the element 5 is in the set \mathbb{Z}) but 5 and \mathbb{Z} are not in any way naturally regarded as both elements of some set A . To overcome this difficulty, we generalize the idea of a relation on A to a *relation from A to B* .

Definition 11.7 A **relation** from a set A to a set B is a subset $R \subseteq A \times B$. We often abbreviate the statement $(x, y) \in R$ as xRy . The statement $(x, y) \notin R$ is abbreviated as $x \not R y$.

Example 11.17 Suppose $A = \{1, 2\}$ and $B = \mathcal{P}(A) = \{\emptyset, \{1\}, \{2\}, \{1, 2\}\}$. Then $R = \{(1, \{1\}), (2, \{2\}), (1, \{1, 2\}), (2, \{1, 2\})\} \subseteq A \times B$ is a relation from A to B . Note that $1R\{1\}$, $2R\{2\}$, $1R\{1, 2\}$ and $2R\{1, 2\}$. The relation R is the familiar relation \in for the set A , that is, xRX means exactly the same thing as $x \in X$.

Diagrams for relations from A to B differ from diagrams for relations on A . Since there are two sets A and B in a relation from A to B , we have to draw labeled nodes for each of the two sets. Then we draw arrows from x to y whenever xRy . The following figure illustrates this for Example 11.17.

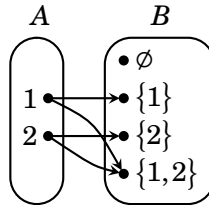


Figure 11.3. A relation from A to B

The ideas from this chapter show that any relation (whether it is a familiar one like \geq , \leq , $=$, $|$, \in or \subseteq , or a more exotic one) is really just a set. Therefore the theory of relations is a part of the theory of sets. In the next chapter, we will see that this idea touches on another important mathematical construction, namely functions. We will define a function to be a special kind of relation from one set to another, and in this context we will see that any function is really just a set.

Functions

You know from algebra and calculus that functions play a fundamental role in mathematics. You may view a function as a kind of formula that describes a relationship between two (or more) quantities. You certainly understand and appreciate the fact that relationships between quantities are central to all scientific disciplines, so you do not need to be convinced that functions are important. Still, you may not be fully aware of the significance of functions. Functions are more than merely descriptions of numeric relationships. In a more general sense, functions can compare and relate different kinds of mathematical structures. You will see this as your understanding of mathematics deepens. In preparation of this, we will now explore a more general and versatile view of functions.

The concept of a relation between sets (Definition 11.7) plays a big role here, so you may want to quickly review it.

12.1 Functions

Let's start on familiar ground. Consider the function $f(x) = x^2$ from \mathbb{R} to \mathbb{R} . Its graph is the set of points $R = \{(x, x^2) : x \in \mathbb{R}\} \subseteq \mathbb{R} \times \mathbb{R}$.

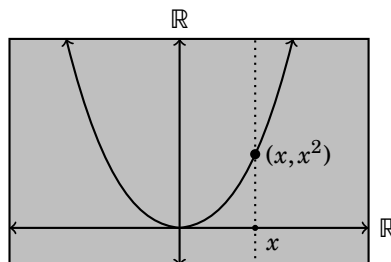


Figure 12.1. A familiar function

Having read Chapter 11, you may see f in a new light. Its graph $R \subseteq \mathbb{R} \times \mathbb{R}$ is a relation on the set \mathbb{R} . In fact, as we shall see, functions are just special kinds of relations. Before stating the exact definition, we look at another

example. Consider the function $f(n) = |n| + 2$ that converts integers n into natural numbers $|n| + 2$. Its graph is $R = \{(n, |n| + 2) : n \in \mathbb{Z}\} \subseteq \mathbb{Z} \times \mathbb{N}$.

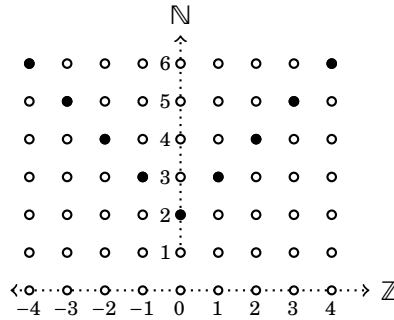


Figure 12.2. The function $f : \mathbb{Z} \rightarrow \mathbb{N}$, where $f(n) = |n| + 2$

Figure 12.2 shows the graph R as darkened dots in the grid of points $\mathbb{Z} \times \mathbb{N}$. Notice that in this example R is not a relation on a single set. The set of input values \mathbb{Z} is different from the set \mathbb{N} of output values, so the graph $R \subseteq \mathbb{Z} \times \mathbb{N}$ is a relation from \mathbb{Z} to \mathbb{N} .

This example illustrates three things. First, a function can be viewed as sending elements from one set A to another set B . (In the case of f , $A = \mathbb{Z}$ and $B = \mathbb{N}$.) Second, such a function can be regarded as a relation from A to B . Third, for every input value n , there is *exactly one* output value $f(n)$. In your high school algebra course, this was expressed by the *vertical line test*: Any vertical line intersects a function’s graph at most once. It means that for any input value x , the graph contains exactly one point of form $(x, f(x))$. Our main definition, given below, incorporates all of these ideas.

Definition 12.1 Suppose A and B are sets. A **function** f from A to B (denoted as $f : A \rightarrow B$) is a relation $f \subseteq A \times B$ from A to B , satisfying the property that for each $a \in A$ the relation f contains exactly one ordered pair of form (a, b) . The statement $(a, b) \in f$ is abbreviated $f(a) = b$.

Example 12.1 Consider the function $f : \mathbb{Z} \rightarrow \mathbb{N}$ graphed in Figure 12.2. According to Definition 12.1, we regard f as the set of points in its graph, that is, $f = \{(n, |n| + 2) : n \in \mathbb{Z}\} \subseteq \mathbb{Z} \times \mathbb{N}$. This is a relation from \mathbb{Z} to \mathbb{N} , and indeed given any $a \in \mathbb{Z}$ the set f contains exactly one ordered pair $(a, |a| + 2)$ whose first coordinate is a . Since $(1, 3) \in f$, we write $f(1) = 3$; and since $(-3, 5) \in f$ we write $f(-3) = 5$, etc. In general, $(a, b) \in f$ means that f sends the input value a to the output value b , and we express this as $f(a) = b$. This

function can be expressed by a formula: For each input value n , the output value is $|n| + 2$, so we may write $f(n) = |n| + 2$. All this agrees with the way we thought of functions in algebra and calculus; the only difference is that now we also think of a function as a relation.

Definition 12.2 For a function $f : A \rightarrow B$, the set A is called the **domain** of f . (Think of the domain as the set of possible “input values” for f .) The set B is called the **codomain** of f . The **range** of f is the set $\{f(a) : a \in A\} = \{b : (a, b) \in f\}$. (Think of the range as the set of all possible “output values” for f . Think of the codomain as a sort of “target” for the outputs.)

Consider the function $f : \mathbb{Z} \rightarrow \mathbb{N}$, where $f(n) = |n| + 2$, from Example 12.1. The domain is \mathbb{Z} and the codomain is \mathbb{N} . The range of this function is the set $\{f(a) : a \in \mathbb{Z}\} = \{|a| + 2 : a \in \mathbb{Z}\} = \{2, 3, 4, 5, \dots\}$. Notice that the range is a subset of the codomain \mathbb{N} , but it does not (in this case) equal the codomain. In general, the range of a function is a subset of the codomain. In this sense the codomain could have been *any* set that contains the range. We might just as well have said that this f is a function $f : \mathbb{Z} \rightarrow \mathbb{Z}$, or even $f : \mathbb{Z} \rightarrow \mathbb{R}$.

This illustrates an important point: the codomain of a function is not an intrinsic feature of the function; it is more a matter of choice or context. In Example 12.1 we chose \mathbb{N} as the codomain because all the output values of f are natural numbers. But in general, the codomain of a function can be any set that contains the function’s range as a subset.

In our examples so far, the domains and codomains are sets of numbers, but this needn’t be the case in general, as the next example indicates.

Example 12.2 Let $A = \{p, q, r, s\}$ and $B = \{0, 1, 2\}$, and

$$f = \{(p, 0), (q, 1), (r, 2), (s, 2)\} \subseteq A \times B.$$

This is a function $f : A \rightarrow B$ because each element of A occurs exactly once as a first coordinate of an ordered pair in f . Observe that we have $f(p) = 0$, $f(q) = 1$, $f(r) = 2$ and $f(s) = 2$. The domain of this function is $A = \{p, q, r, s\}$. The codomain and range are both $B = \{0, 1, 2\}$.

If A and B are not both sets of numbers (as in this example), it can be difficult to draw a graph of $f : A \rightarrow B$ in the traditional sense. Figure 12.3(a) is an attempt at a graph of f . The sets A and B are aligned as x - and y -axes, and the Cartesian product $A \times B$ is filled in accordingly. The subset $f \subseteq A \times B$ is indicated with dashed lines, and we can regard it as a “graph” of f . Figure 12.3(b) shows a more natural visual description of f . The sets A and B are drawn side-by-side, and arrows point from a to b whenever $f(a) = b$.

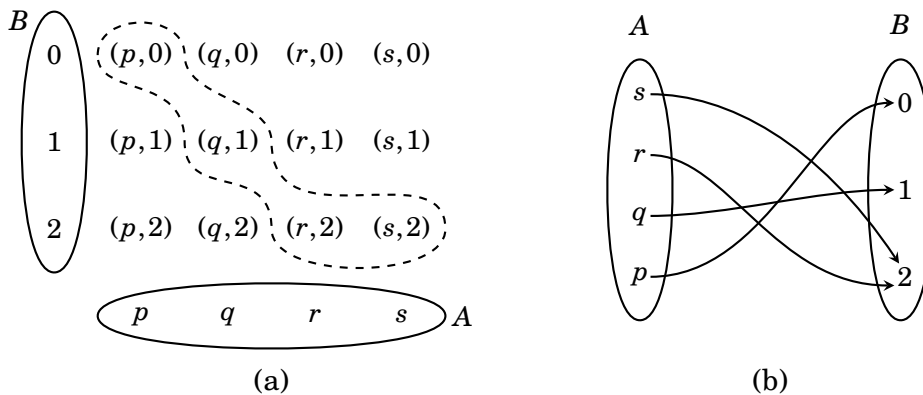


Figure 12.3. Two ways of drawing the function $f = \{(p, 0), (q, 1), (r, 2), (s, 2)\}$

In general, if $f : A \rightarrow B$ is the kind of function you may have encountered in algebra or calculus, then conventional graphing techniques offer the best visual description of it. On the other hand, if A and B are finite or if we are thinking of them as generic sets, then describing f with arrows is often a more appropriate way of visualizing it.

We emphasize that, according to Definition 12.1, a function is really just a special kind of set. Any function $f : A \rightarrow B$ is a subset of $A \times B$. By contrast, your calculus text probably defined a function as a certain kind of “rule.” While that intuitive outlook is adequate for the first few semesters of calculus, it does not hold up well to the rigorous mathematical standards necessary for further progress. The problem is that words like “rule” are too vague. Defining a function as a set removes the ambiguity. It makes a function into a concrete mathematical object.

Still, in practice we tend to think of functions as rules. Given $f : \mathbb{Z} \rightarrow \mathbb{N}$ where $f(n) = |n| + 2$, we think of this as a rule that associates any number $n \in \mathbb{Z}$ to the number $|n| + 2$ in \mathbb{N} , rather than a set containing ordered pairs $(n, |n| + 2)$. It is only when we have to understand or interpret the theoretical nature of functions (as we do in this text) that Definition 12.1 comes to bear. The definition is a foundation that gives us license to think about functions in a more informal way. For instance, suppose we are discussing a set of functions, such as the set S of all functions $\mathbb{R} \rightarrow \mathbb{R}$. Without Definition 12.1, it would be unclear just what kinds of objects the elements of S are. But *with* Definition 12.1, we know exactly what the elements are: each element of S is a subset $f \subseteq \mathbb{R} \times \mathbb{R}$. So we are free to think of S as a collection of “rules,” and can fall back on Definition 12.1 when greater scrutiny is required.

The next example brings up a point about notation. Consider a function such as $f : \mathbb{Z}^2 \rightarrow \mathbb{Z}$, whose domain is a Cartesian product. This function takes as input an ordered pair $(m, n) \in \mathbb{Z}^2$ and sends it to a number $f((m, n)) \in \mathbb{Z}$. To simplify the notation, it is common to write $f(m, n)$ instead of $f((m, n))$, even though this is like writing fx instead of $f(x)$. We also remark that although we've been using the letters f , g and h to denote functions, any other reasonable symbol could be used. Greek letters such as φ and θ are common.

Example 12.3 Say a function $\varphi : \mathbb{Z}^2 \rightarrow \mathbb{Z}$ is defined as $\varphi(m, n) = 6m - 9n$. Note that as a set, this function is $\varphi = \{(m, n), 6m - 9n\} : (m, n) \in \mathbb{Z}^2\} \subseteq \mathbb{Z}^2 \times \mathbb{Z}$. What is the range of φ ?

To answer this, first observe that for any $(m, n) \in \mathbb{Z}^2$, the value $\varphi(m, n) = 6m - 9n = 3(2m - 3n)$ is a multiple of 3. Thus every number in the range is a multiple of 3, so the range is a *subset* of the set of all multiples of 3. On the other hand if $b = 3k$ is a multiple of 3 we have $\varphi(-k, -k) = 6(-k) - 9(-k) = 3k = b$, which means any multiple of 3 is in the range of φ . Therefore the range of φ is the set $\{3k : k \in \mathbb{Z}\}$ of all multiples of 3.

To conclude this section, let's use Definition 12.1 to help us understand what it means for two functions $f : A \rightarrow B$ and $g : C \rightarrow D$ to be equal. The definition says f and g are subsets $f \subseteq A \times B$ and $g \subseteq C \times D$. It makes sense to say that f and g are equal if $f = g$, that is, if they are equal as sets.

Thus the two functions $f = \{(1, a), (2, a), (3, b)\}$ and $g = \{(3, b), (2, a), (1, a)\}$ are equal because the sets f and g are equal. Notice that the domain of both functions is $A = \{1, 2, 3\}$, the set of first elements x in the ordered pairs $(x, y) \in f = g$. In general, equal functions must have equal domains.

Observe also that the equality $f = g$ means $f(x) = g(x)$ for every $x \in A$. We repackage these ideas in the following definition.

Definition 12.3 Two functions $f : A \rightarrow B$ and $g : A \rightarrow D$ are **equal** if $f = g$ (as sets). Equivalently, $f = g$ if and only if $f(x) = g(x)$ for every $x \in A$.

Observe that f and g can have different codomains and still be equal. Consider the functions $f : \mathbb{Z} \rightarrow \mathbb{N}$ and $g : \mathbb{Z} \rightarrow \mathbb{Z}$ defined as $f(x) = |x| + 2$ and $g(x) = |x| + 2$. Even though their codomains are different, the functions are equal because $f(x) = g(x)$ for every x in the domain. If you are bothered that these equal functions have different codomains, recall that we remarked on page 225 that a function's codomain is not really an intrinsic feature of the function, but more a matter of convenience. (Any set that contains the range as a subset is a valid choice of codomain.)

Exercises for Section 12.1

1. Suppose $A = \{0, 1, 2, 3, 4\}$, $B = \{2, 3, 4, 5\}$ and $f = \{(0, 3), (1, 3), (2, 4), (3, 2), (4, 2)\}$. State the domain and range of f . Find $f(2)$ and $f(1)$.
 2. Suppose $A = \{a, b, c, d\}$, $B = \{2, 3, 4, 5, 6\}$ and $f = \{(a, 2), (b, 3), (c, 4), (d, 5)\}$. State the domain and range of f . Find $f(b)$ and $f(d)$.
 3. There are four different functions $f : \{a, b\} \rightarrow \{0, 1\}$. List them. Diagrams suffice.
 4. There are eight different functions $f : \{a, b, c\} \rightarrow \{0, 1\}$. List them. Diagrams suffice.
 5. Give an example of a relation from $\{a, b, c, d\}$ to $\{d, e\}$ that is not a function.
 6. Suppose $f : \mathbb{Z} \rightarrow \mathbb{Z}$ is defined as $f = \{(x, 4x + 5) : x \in \mathbb{Z}\}$. State the domain, codomain and range of f . Find $f(10)$.
 7. Consider the set $f = \{(x, y) \in \mathbb{Z} \times \mathbb{Z} : 3x + y = 4\}$. Is this a function from \mathbb{Z} to \mathbb{Z} ? Explain.
 8. Consider the set $f = \{(x, y) \in \mathbb{Z} \times \mathbb{Z} : x + 3y = 4\}$. Is this a function from \mathbb{Z} to \mathbb{Z} ? Explain.
 9. Consider the set $f = \{(x^2, x) : x \in \mathbb{R}\}$. Is this a function from \mathbb{R} to \mathbb{R} ? Explain.
 10. Consider the set $f = \{(x^3, x) : x \in \mathbb{R}\}$. Is this a function from \mathbb{R} to \mathbb{R} ? Explain.
 11. Is the set $\theta = \{(X, |X|) : X \subseteq \mathbb{Z}_5\}$ a function? If so, what is its domain and range?
 12. Is the set $\theta = \{(x, y), (3y, 2x, x + y) : x, y \in \mathbb{R}\}$ a function? If so, what is its domain and range? What can be said about the codomain?
-

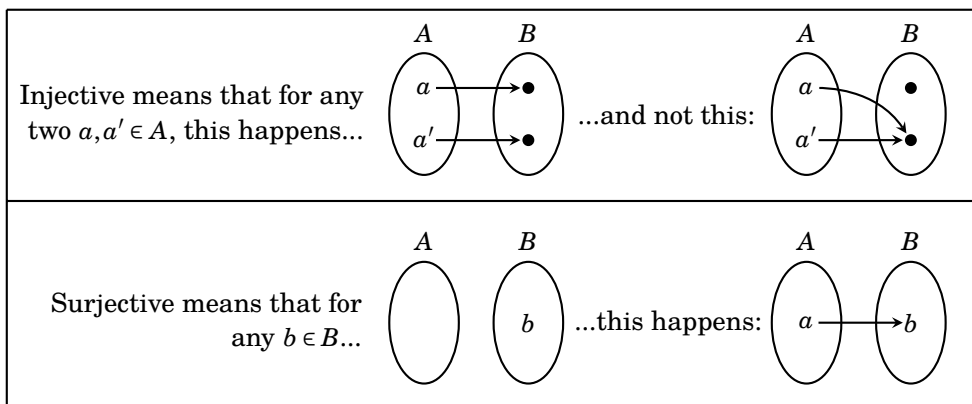
12.2 Injective and Surjective Functions

You may recall from algebra and calculus that a function may be *one-to-one* and *onto*, and these properties are related to whether or not the function is invertible. We now review these important ideas. In advanced mathematics, the word *injective* is often used instead of *one-to-one*, and *surjective* is used instead of *onto*. Here are the exact definitions:

Definition 12.4 A function $f : A \rightarrow B$ is:

1. **injective** (or *one-to-one*) if for all $a, a' \in A$, $a \neq a'$ implies $f(a) \neq f(a')$;
2. **surjective** (or *onto* B) if for every $b \in B$ there is an $a \in A$ with $f(a) = b$;
3. **bijective** if f is both injective and surjective.

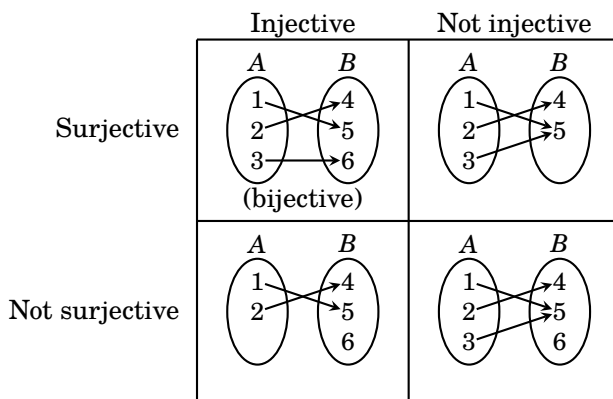
Below is a visual description of Definition 12.4. In essence, injective means that unequal elements in A always get sent to unequal elements in B . Surjective means that every element of B has an arrow pointing to it, that is, it equals $f(a)$ for some a in the domain of f .



For more concrete examples, consider the following functions $f, g : \mathbb{R} \rightarrow \mathbb{R}$. The function $f(x) = x^2$ is not injective because $-2 \neq 2$, but $f(-2) = f(2)$. Nor is it surjective, for if $b = -1$ (or if b is any negative number), then there is no $a \in \mathbb{R}$ with $f(a) = b$. On the other hand, $g(x) = x^3$ is both injective and surjective, so it is also bijective.

Notice that whether or not f is surjective depends on its codomain. For example, $f(x) = x^2$ is not surjective as a function $\mathbb{R} \rightarrow \mathbb{R}$, but it *is* surjective as a function $\mathbb{R} \rightarrow [0, \infty)$. When we speak of a function being surjective, we always have in mind a particular codomain.

There are four possible injective/surjective combinations that a function may possess. This is illustrated below for four functions $A \rightarrow B$. Functions in the first column are injective, those in the second column are not injective. Functions in the first row are surjective, those in the second row are not.



We note in passing that, according to the definitions, a function is surjective if and only if its codomain equals its range.

Often it is necessary to prove that a particular function $f : A \rightarrow B$ is injective. For this, Definition 12.4 says we must prove that for any two elements $a, a' \in A$, the conditional statement $(a \neq a') \Rightarrow (f(a) \neq f(a'))$ is true. The two main approaches for this are summarized below.

How to show a function $f : A \rightarrow B$ is injective:

Direct approach:

Suppose $a, a' \in A$ and $a \neq a'$.

\vdots

Therefore $f(a) \neq f(a')$.

Contrapositive approach:

Suppose $a, a' \in A$ and $f(a) = f(a')$.

\vdots

Therefore $a = a'$.

Of these two approaches, the contrapositive is often the easiest to use, especially if f is defined by an algebraic formula. This is because the contrapositive approach starts with the *equation* $f(a) = f(a')$ and proceeds to the *equation* $a = a'$. In algebra, as you know, it is usually easier to work with equations than inequalities.

To prove that a function is *not* injective, you must *disprove* the statement $(a \neq a') \Rightarrow (f(a) \neq f(a'))$. For this it suffices to find example of two elements $a, a' \in A$ for which $a \neq a'$ and $f(a) = f(a')$.

Next we examine how to prove that $f : A \rightarrow B$ is *surjective*. According to Definition 12.4, we must prove the statement $\forall b \in B, \exists a \in A, f(a) = b$. In words, we must show that for any $b \in B$, there is at least one $a \in A$ (which may depend on b) having the property that $f(a) = b$. Here is an outline:

How to show a function $f : A \rightarrow B$ is surjective:

Suppose $b \in B$.

[Prove there exists $a \in A$ for which $f(a) = b$.]

The second line involves proving the existence of an a for which $f(a) = b$. For this, just finding an example of such an a would suffice. (How to find such an example depends on how f is defined. If f is given as a formula, we may be able to find a by solving the equation $f(a) = b$ for a . Sometimes you can find a by just plain common sense.) To show f is *not* surjective, we must prove the negation of $\forall b \in B, \exists a \in A, f(a) = b$, that is, we must prove $\exists b \in B, \forall a \in A, f(a) \neq b$.

The following examples illustrate these ideas. (For the first example, note that the set $\mathbb{R} - \{0\}$ is \mathbb{R} with the number 0 removed.)

Example 12.4 Show that the function $f : \mathbb{R} - \{0\} \rightarrow \mathbb{R}$ defined as $f(x) = \frac{1}{x} + 1$ is injective but not surjective.

We will use the contrapositive approach to show that f is injective. Suppose $a, a' \in \mathbb{R} - \{0\}$ and $f(a) = f(a')$. This means $\frac{1}{a} + 1 = \frac{1}{a'} + 1$. Subtracting 1 from both sides and inverting produces $a = a'$. Therefore f is injective.

The function f is not surjective because there exists an element $b = 1 \in \mathbb{R}$ for which $f(x) = \frac{1}{x} + 1 \neq 1$ for every $x \in \mathbb{R} - \{0\}$.

Example 12.5 Show that the function $f : \mathbb{R} - \{0\} \rightarrow \mathbb{R} - \{1\}$ where $f(x) = \frac{1}{x} + 1$ is injective and surjective (hence bijective).

This is just like the previous example, except that the codomain has been changed. The previous example shows f is injective. To show that it is surjective, take an arbitrary $b \in \mathbb{R} - \{1\}$. We seek an $a \in \mathbb{R} - \{0\}$ for which $f(a) = b$, that is, for which $\frac{1}{a} + 1 = b$. Solving for a gives $a = \frac{1}{b-1}$, which is defined because $b \neq 1$. In summary, for any $b \in \mathbb{R} - \{1\}$, we have $f(\frac{1}{b-1}) = b$, so f is surjective.

Example 12.6 Show that the function $g : \mathbb{Z} \times \mathbb{Z} \rightarrow \mathbb{Z} \times \mathbb{Z}$ defined by the formula $g(m, n) = (m + n, m + 2n)$, is both injective and surjective.

We will use the contrapositive approach to show that g is injective. Thus we need to show that $g(m, n) = g(k, \ell)$ implies $(m, n) = (k, \ell)$. Suppose $(m, n), (k, \ell) \in \mathbb{Z} \times \mathbb{Z}$ and $g(m, n) = g(k, \ell)$. Then $(m + n, m + 2n) = (k + \ell, k + 2\ell)$. It follows that $m + n = k + \ell$ and $m + 2n = k + 2\ell$. Subtracting the first equation from the second gives $n = \ell$. Next, subtract $n = \ell$ from $m + n = k + \ell$ to get $m = k$. Since $m = k$ and $n = \ell$, it follows that $(m, n) = (k, \ell)$. Thus g is injective.

To see that g is surjective, consider an arbitrary element $(b, c) \in \mathbb{Z} \times \mathbb{Z}$. We need to show that there is some $(x, y) \in \mathbb{Z} \times \mathbb{Z}$ for which $g(x, y) = (b, c)$. To find (x, y) , note that $g(x, y) = (b, c)$ means $(x + y, x + 2y) = (b, c)$. This leads to the following system of equations:

$$\begin{aligned} x + y &= b \\ x + 2y &= c. \end{aligned}$$

Solving gives $x = 2b - c$ and $y = c - b$. Then $(x, y) = (2b - c, c - b)$. We now have $g(2b - c, c - b) = (b, c)$, and it follows that g is surjective.

Example 12.7 Consider function $h : \mathbb{Z} \times \mathbb{Z} \rightarrow \mathbb{Q}$ defined as $h(m, n) = \frac{m}{|n| + 1}$. Determine whether this is injective and whether it is surjective.

This function is *not* injective because of the unequal elements $(1, 2)$ and $(1, -2)$ in $\mathbb{Z} \times \mathbb{Z}$ for which $h(1, 2) = h(1, -2) = \frac{1}{3}$. However, h is surjective: Take any element $b \in \mathbb{Q}$. Then $b = \frac{c}{d}$ for some $c, d \in \mathbb{Z}$. Notice we may assume d is positive by making c negative, if necessary. Then $h(c, d - 1) = \frac{c}{|d-1|+1} = \frac{c}{d} = b$.

Exercises for Section 12.2

1. Let $A = \{1, 2, 3, 4\}$ and $B = \{a, b, c\}$. Give an example of a function $f : A \rightarrow B$ that is neither injective nor surjective.
 2. Consider the logarithm function $\ln : (0, \infty) \rightarrow \mathbb{R}$. Decide whether this function is injective and whether it is surjective.
 3. Consider the cosine function $\cos : \mathbb{R} \rightarrow \mathbb{R}$. Decide whether this function is injective and whether it is surjective. What if it had been defined as $\cos : \mathbb{R} \rightarrow [-1, 1]$?
 4. A function $f : \mathbb{Z} \rightarrow \mathbb{Z} \times \mathbb{Z}$ is defined as $f(n) = (2n, n+3)$. Verify whether this function is injective and whether it is surjective.
 5. A function $f : \mathbb{Z} \rightarrow \mathbb{Z}$ is defined as $f(n) = 2n + 1$. Verify whether this function is injective and whether it is surjective.
 6. A function $f : \mathbb{Z} \times \mathbb{Z} \rightarrow \mathbb{Z}$ is defined as $f(m, n) = 3n - 4m$. Verify whether this function is injective and whether it is surjective.
 7. A function $f : \mathbb{Z} \times \mathbb{Z} \rightarrow \mathbb{Z}$ is defined as $f(m, n) = 2n - 4m$. Verify whether this function is injective and whether it is surjective.
 8. A function $f : \mathbb{Z} \times \mathbb{Z} \rightarrow \mathbb{Z} \times \mathbb{Z}$ is defined as $f(m, n) = (m + n, 2m + n)$. Verify whether this function is injective and whether it is surjective.
 9. Prove that the function $f : \mathbb{R} - \{2\} \rightarrow \mathbb{R} - \{5\}$ defined by $f(x) = \frac{5x+1}{x-2}$ is bijective.
 10. Prove the function $f : \mathbb{R} - \{1\} \rightarrow \mathbb{R} - \{1\}$ defined by $f(x) = \left(\frac{x+1}{x-1}\right)^3$ is bijective.
 11. Consider the function $\theta : \{0, 1\} \times \mathbb{N} \rightarrow \mathbb{Z}$ defined as $\theta(a, b) = (-1)^a b$. Is θ injective? Is it surjective? Bijective? Explain.
 12. Consider the function $\theta : \{0, 1\} \times \mathbb{N} \rightarrow \mathbb{Z}$ defined as $\theta(a, b) = a - 2ab + b$. Is θ injective? Is it surjective? Bijective? Explain.
 13. Consider the function $f : \mathbb{R}^2 \rightarrow \mathbb{R}^2$ defined by the formula $f(x, y) = (xy, x^3)$. Is f injective? Is it surjective? Bijective? Explain.
 14. Consider the function $\theta : \mathcal{P}(\mathbb{Z}) \rightarrow \mathcal{P}(\mathbb{Z})$ defined as $\theta(X) = \overline{X}$. Is θ injective? Is it surjective? Bijective? Explain.
 15. This question concerns functions $f : \{A, B, C, D, E, F, G\} \rightarrow \{1, 2, 3, 4, 5, 6, 7\}$. How many such functions are there? How many of these functions are injective? How many are surjective? How many are bijective?
 16. This question concerns functions $f : \{A, B, C, D, E\} \rightarrow \{1, 2, 3, 4, 5, 6, 7\}$. How many such functions are there? How many of these functions are injective? How many are surjective? How many are bijective?
 17. This question concerns functions $f : \{A, B, C, D, E, F, G\} \rightarrow \{1, 2\}$. How many such functions are there? How many of these functions are injective? How many are surjective? How many are bijective?
 18. Prove that the function $f : \mathbb{N} \rightarrow \mathbb{Z}$ defined as $f(n) = \frac{(-1)^n(2n-1)+1}{4}$ is bijective.
-

12.3 The Pigeonhole Principle Revisited

We first encountered a result called the *pigeonhole principle* in Section 3.9. It turns out that the pigeonhole principle has a useful phrasing in the language of injective and surjective functions, and we now discuss this. Our discussion will not use any material from Chapter 3, so it does not matter if you skipped it.

The pigeonhole principle is motivated by a simple thought experiment: Imagine there is a set A of pigeons and a set B of pigeonholes, and all the pigeons fly into the pigeonholes. You can think of this as describing a function $f : A \rightarrow B$, where pigeon p flies into pigeonhole $f(p)$. See Figure 12.4.

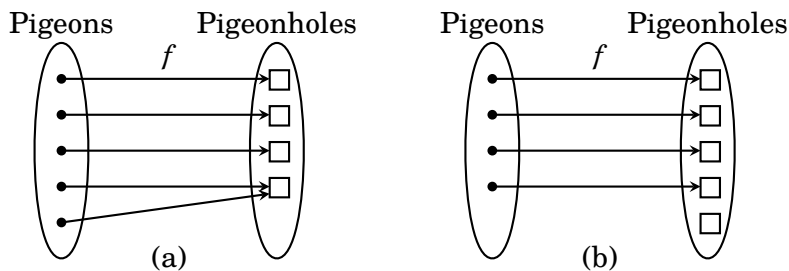


Figure 12.4. The pigeonhole principle

In Figure 12.4(a) there are more pigeons than pigeonholes, and it is obvious that in such a case at least two pigeons have to fly into the same pigeonhole, meaning that f is not injective. In Figure 12.4(b) there are fewer pigeons than pigeonholes, so clearly at least one pigeonhole remains empty, meaning that f is not surjective.

Although the underlying idea expressed by these figures has little to do with pigeons, it is nonetheless called the *pigeonhole principle*:

The Pigeonhole Principle (function version)

Suppose A and B are finite sets and $f : A \rightarrow B$ is any function.

1. If $|A| > |B|$, then f is not injective.
2. If $|A| < |B|$, then f is not surjective.

Though the pigeonhole principle is obvious, it can be used to prove some things that are not so obvious. Two examples follow.

Proposition If A is any set of 10 integers between 1 and 100, then there exist two different subsets $X \subseteq A$ and $Y \subseteq A$ for which the sum of elements in X equals the sum of elements in Y .

To illustrate what this proposition is saying, consider the random set

$$A = \{5, 7, 12, 11, 17, 50, 51, 80, 90, 100\}$$

of 10 integers between 1 and 100. Notice that A has subsets $X = \{5, 80\}$ and $Y = \{7, 11, 17, 50\}$ for which the sum of the elements in X equals the sum of those in Y . If we tried to “mess up” A by changing the 5 to a 6, we get

$$A = \{6, 7, 12, 11, 17, 50, 51, 80, 90, 100\}$$

which has subsets $X = \{7, 12, 17, 50\}$ and $Y = \{6, 80\}$ both of whose elements add up to the same number (86). The proposition asserts that this is always possible, no matter what A is. Here is a proof:

Proof. Suppose $A \subseteq \{1, 2, 3, 4, \dots, 99, 100\}$ and $|A| = 10$, as stated. Notice that if $X \subseteq A$, then X has no more than 10 elements, each between 1 and 100, and therefore the sum of all the elements of X is less than $100 \cdot 10 = 1000$. Consider the function

$$f : \mathcal{P}(A) \rightarrow \{0, 1, 2, 3, 4, \dots, 1000\},$$

where $f(X)$ is the sum of the elements in X . (Examples: $f(\{3, 7, 50\}) = 60$; $f(\{1, 70, 80, 95\}) = 246$.) As $|\mathcal{P}(A)| = 2^{10} = 1024 > 1001 = |\{0, 1, 2, 3, \dots, 1000\}|$, it follows from the pigeonhole principle that f is not injective. Therefore there are two unequal sets $X, Y \in \mathcal{P}(A)$ for which $f(X) = f(Y)$. In other words, there are subsets $X \subseteq A$ and $Y \subseteq A$ for which the sum of elements in X equals the sum of elements in Y . ■

Proposition There are at least two Texans with the same number of hairs on their heads.

Proof. We will use two facts. First, the population of Texas is more than twenty million. Second, it is a biological fact that every human head has fewer than one million hairs. Let A be the set of all Texans, and let $B = \{0, 1, 2, 3, 4, \dots, 1000000\}$. Let $f : A \rightarrow B$ be the function for which $f(x)$ equals the number of hairs on the head of x . Since $|A| > |B|$, the pigeonhole principle asserts that f is not injective. Thus there are two Texans x and y for whom $f(x) = f(y)$, meaning that they have the same number of hairs on their heads. ■

Proofs that use the pigeonhole principle tend to be inherently non-constructive, in the sense discussed in Section 7.4. For example, the above proof does not explicitly give us two Texans with the same number of hairs on their heads; it only shows that two such people exist. If we were to make a constructive proof, we could find examples of two bald Texans. Then they have the same number of head hairs, namely zero.

Exercises for Section 12.3

1. Prove that if six integers are chosen at random, then at least two of them will have the same remainder when divided by 5.
 2. Prove that if a is a natural number, then there exist two unequal natural numbers k and ℓ for which $a^k - a^\ell$ is divisible by 10.
 3. Prove that if six natural numbers are chosen at random, then the sum or difference of two of them is divisible by 9.
 4. Consider a square whose side-length is one unit. Select any five points from inside this square. Prove that at least two of these points are within $\frac{\sqrt{2}}{2}$ units of each other.
 5. Prove that any set of seven distinct natural numbers contains a pair of numbers whose sum or difference is divisible by 10.
 6. Given a sphere S , a *great circle* of S is the intersection of S with a plane through its center. Every great circle divides S into two parts. A *hemisphere* is the union of the great circle and one of these two parts. Prove that if five points are placed arbitrarily on S , then there is a hemisphere that contains four of them.
 7. Prove or disprove: Any subset $X \subseteq \{1, 2, 3, \dots, 2n\}$ with $|X| > n$ contains two (unequal) elements $a, b \in X$ for which $a \mid b$ or $b \mid a$.
-

12.4 Composition

You are familiar with the notion of function composition from algebra and calculus. Still, it is worthwhile to revisit it now with our more sophisticated ideas about functions.

Definition 12.5 Suppose $f : A \rightarrow B$ and $g : B \rightarrow C$ are functions with the property that the codomain of f equals the domain of g . The **composition** of f with g is another function, denoted as $g \circ f$ and defined as follows: If $x \in A$, then $g \circ f(x) = g(f(x))$. Therefore $g \circ f$ sends elements of A to elements of C , so $g \circ f : A \rightarrow C$.

The following figure illustrates the definition. Here $f : A \rightarrow B$, $g : B \rightarrow C$, and $g \circ f : A \rightarrow C$. We have, for example, $g \circ f(0) = g(f(0)) = g(2) = 4$. Be very

careful with the order of the symbols. Even though g comes first in the symbol $g \circ f$, we work out $g \circ f(x)$ as $g(f(x))$, with f acting on x first, followed by g acting on $f(x)$.

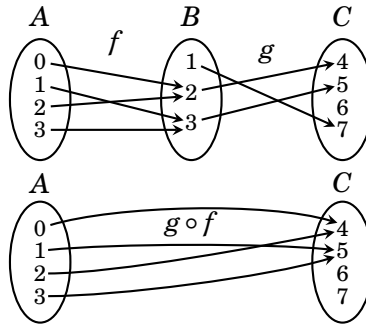


Figure 12.5. Composition of two functions

Notice that the composition $g \circ f$ also makes sense if the range of f is a *subset* of the domain of g . You should take note of this fact, but to keep matters simple we will continue to emphasize situations where the codomain of f equals the domain of g .

Example 12.8 Suppose $A = \{a, b, c\}$, $B = \{0, 1\}$, $C = \{1, 2, 3\}$. Let $f : A \rightarrow B$ be the function $f = \{(a, 0), (b, 1), (c, 0)\}$, and let $g : B \rightarrow C$ be $g = \{(0, 3), (1, 1)\}$. Then $g \circ f = \{(a, 3), (b, 1), (c, 3)\}$.

Example 12.9 Say $A = \{a, b, c\}$, $B = \{0, 1\}$, $C = \{1, 2, 3\}$. Let $f : A \rightarrow B$ be the function $f = \{(a, 0), (b, 1), (c, 0)\}$, and let $g : C \rightarrow B$ be the function $g = \{(1, 0), (2, 1), (3, 1)\}$. In this situation the composition $g \circ f$ is not defined because the codomain B of f is not the same set as the domain C of g . Remember: In order for $g \circ f$ to make sense, the codomain of f must equal the domain of g . (Or at least be a subset of it.)

Example 12.10 Let $f : \mathbb{R} \rightarrow \mathbb{R}$ be defined as $f(x) = x^2 + x$, and $g : \mathbb{R} \rightarrow \mathbb{R}$ be defined as $g(x) = x + 1$. Then $g \circ f : \mathbb{R} \rightarrow \mathbb{R}$ is the function defined by the formula $g \circ f(x) = g(f(x)) = g(x^2 + x) = x^2 + x + 1$.

Since the domains and codomains of g and f are the same, we can in this case do a composition in the other order. Note that $f \circ g : \mathbb{R} \rightarrow \mathbb{R}$ is the function defined as $f \circ g(x) = f(g(x)) = f(x + 1) = (x + 1)^2 + (x + 1) = x^2 + 3x + 2$.

This example illustrates that even when $g \circ f$ and $f \circ g$ are both defined, they are not necessarily equal. We can express this fact by saying *function composition is not commutative*.

We close this section by proving several facts about composition that you are likely to encounter in your future study of mathematics. First, we note that, although it is not commutative, function composition *is* associative.

Theorem 12.1 Composition of functions is associative. That is if $f : A \rightarrow B$, $g : B \rightarrow C$ and $h : C \rightarrow D$, then $(h \circ g) \circ f = h \circ (g \circ f)$.

Proof. Suppose f, g, h are as stated. It follows from Definition 12.5 that both $(h \circ g) \circ f$ and $h \circ (g \circ f)$ are functions from A to D . To show that they are equal, we just need to show

$$\left((h \circ g) \circ f \right)(x) = \left(h \circ (g \circ f) \right)(x)$$

for every $x \in A$. Note that Definition 12.5 yields

$$\left((h \circ g) \circ f \right)(x) = (h \circ g)(f(x)) = h(g(f(x))).$$

Also

$$\left(h \circ (g \circ f) \right)(x) = h(g \circ f(x)) = h(g(f(x))).$$

Thus

$$\left((h \circ g) \circ f \right)(x) = \left(h \circ (g \circ f) \right)(x),$$

as both sides equal $h(g(f(x)))$. ■

Theorem 12.2 Suppose $f : A \rightarrow B$ and $g : B \rightarrow C$. If both f and g are injective, then $g \circ f$ is injective. If both f and g are surjective, then $g \circ f$ is surjective.

Proof. First suppose both f and g are injective. To see that $g \circ f$ is injective, we must show that $g \circ f(x) = g \circ f(y)$ implies $x = y$. Suppose $g \circ f(x) = g \circ f(y)$. This means $g(f(x)) = g(f(y))$. It follows that $f(x) = f(y)$. (For otherwise g wouldn't be injective.) But since $f(x) = f(y)$ and f is injective, it must be that $x = y$. Therefore $g \circ f$ is injective.

Next suppose both f and g are surjective. To see that $g \circ f$ is surjective, we must show that for any element $c \in C$, there is a corresponding element $a \in A$ for which $g \circ f(a) = c$. Thus consider an arbitrary $c \in C$. Because g is surjective, there is an element $b \in B$ for which $g(b) = c$. And because f is surjective, there is an element $a \in A$ for which $f(a) = b$. Therefore $g(f(a)) = g(b) = c$, which means $g \circ f(a) = c$. Thus $g \circ f$ is surjective. ■

Exercises for Section 12.4

1. Suppose $A = \{5, 6, 8\}$, $B = \{0, 1\}$, $C = \{1, 2, 3\}$. Let $f : A \rightarrow B$ be the function $f = \{(5, 1), (6, 0), (8, 1)\}$, and $g : B \rightarrow C$ be $g = \{(0, 1), (1, 1)\}$. Find $g \circ f$.
 2. Suppose $A = \{1, 2, 3, 4\}$, $B = \{0, 1, 2\}$, $C = \{1, 2, 3\}$. Let $f : A \rightarrow B$ be $f = \{(1, 0), (2, 1), (3, 2), (4, 0)\}$, and $g : B \rightarrow C$ be $g = \{(0, 1), (1, 1), (2, 3)\}$. Find $g \circ f$.
 3. Suppose $A = \{1, 2, 3\}$. Let $f : A \rightarrow A$ be the function $f = \{(1, 2), (2, 2), (3, 1)\}$, and let $g : A \rightarrow A$ be the function $g = \{(1, 3), (2, 1), (3, 2)\}$. Find $g \circ f$ and $f \circ g$.
 4. Suppose $A = \{a, b, c\}$. Let $f : A \rightarrow A$ be the function $f = \{(a, c), (b, c), (c, c)\}$, and let $g : A \rightarrow A$ be the function $g = \{(a, a), (b, b), (c, a)\}$. Find $g \circ f$ and $f \circ g$.
 5. Consider the functions $f, g : \mathbb{R} \rightarrow \mathbb{R}$ defined as $f(x) = \sqrt[3]{x+1}$ and $g(x) = x^3$. Find the formulas for $g \circ f$ and $f \circ g$.
 6. Consider the functions $f, g : \mathbb{R} \rightarrow \mathbb{R}$ defined as $f(x) = \frac{1}{x^2+1}$ and $g(x) = 3x+2$. Find the formulas for $g \circ f$ and $f \circ g$.
 7. Consider the functions $f, g : \mathbb{Z} \times \mathbb{Z} \rightarrow \mathbb{Z} \times \mathbb{Z}$ defined as $f(m, n) = (mn, m^2)$ and $g(m, n) = (m+1, m+n)$. Find the formulas for $g \circ f$ and $f \circ g$.
 8. Consider the functions $f, g : \mathbb{Z} \times \mathbb{Z} \rightarrow \mathbb{Z} \times \mathbb{Z}$ defined as $f(m, n) = (3m-4n, 2m+n)$ and $g(m, n) = (5m+n, m)$. Find the formulas for $g \circ f$ and $f \circ g$.
 9. Consider the functions $f : \mathbb{Z} \times \mathbb{Z} \rightarrow \mathbb{Z}$ defined as $f(m, n) = m+n$ and $g : \mathbb{Z} \rightarrow \mathbb{Z} \times \mathbb{Z}$ defined as $g(m) = (m, m)$. Find the formulas for $g \circ f$ and $f \circ g$.
 10. Consider the function $f : \mathbb{R}^2 \rightarrow \mathbb{R}^2$ defined by the formula $f(x, y) = (xy, x^3)$. Find a formula for $f \circ f$.
-

12.5 Inverse Functions

You may recall from calculus that if a function f is injective and surjective, then it has an inverse function f^{-1} that “undoes” the effect of f in the sense that $f^{-1}(f(x)) = x$ for every x in the domain. (For example, if $f(x) = x^3$, then $f^{-1}(x) = \sqrt[3]{x}$.) We now review these ideas. Our approach uses two ingredients, outlined in the following definitions.

Definition 12.6 For a set A , the **identity function** on A is the function $i_A : A \rightarrow A$ defined as $i_A(x) = x$ for every $x \in A$.

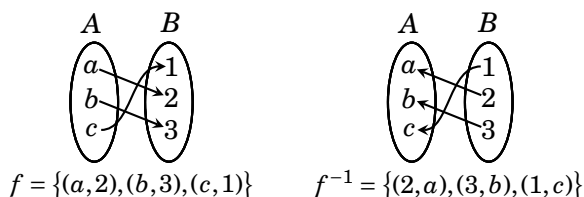
Example: If $A = \{1, 2, 3\}$, then $i_A = \{(1, 1), (2, 2), (3, 3)\}$. Also $i_{\mathbb{Z}} = \{(n, n) : n \in \mathbb{Z}\}$. The identity function on a set is the function that sends any element of the set to itself.

Notice that for any set A , the identity function i_A is bijective: It is injective because $i_A(x) = i_A(y)$ immediately reduces to $x = y$. It is surjective

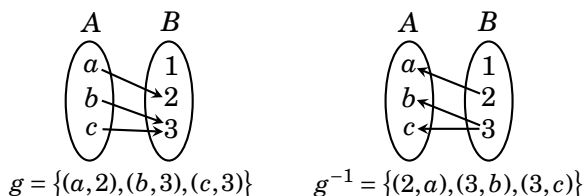
because if we take any element b in the codomain A , then b is also in the domain A , and $i_A(b) = b$.

Definition 12.7 Given a relation R from A to B , the **inverse relation of R** is the relation from B to A defined as $R^{-1} = \{(y, x) : (x, y) \in R\}$. In other words, the inverse of R is the relation R^{-1} obtained by interchanging the elements in every ordered pair in R .

For example, let $A = \{a, b, c\}$ and $B = \{1, 2, 3\}$, and suppose f is the relation $f = \{(a, 2), (b, 3), (c, 1)\}$ from A to B . Then $f^{-1} = \{(2, a), (3, b), (1, c)\}$ and this is a relation from B to A . Notice that f is actually a function from A to B , and f^{-1} is a function from B to A . These two relations are drawn below. Notice the drawing for relation f^{-1} is just the drawing for f with arrows reversed.



For another example, let A and B be the same sets as above, but consider the relation $g = \{(a, 2), (b, 3), (c, 3)\}$ from A to B . Then $g^{-1} = \{(2, a), (3, b), (3, c)\}$ is a relation from B to A . These two relations are sketched below.



This time, even though the relation g is a function, its inverse g^{-1} is not a function because the element 3 occurs twice as a first coordinate of an ordered pair in g^{-1} .

In the above examples, relations f and g are both functions, and f^{-1} is a function and g^{-1} is not. This raises a question: What properties does f have and g lack that makes f^{-1} a function and g^{-1} not a function? The answer is not hard to see. Function g is not injective because $g(b) = g(c) = 3$, and thus $(b, 3)$ and $(c, 3)$ are both in g . This causes a problem with g^{-1} because it means $(3, b)$ and $(3, c)$ are both in g^{-1} , so g^{-1} can't be a function. Thus, in order for g^{-1} to be a function, it would be necessary that g be injective.

But that is not enough. Function g also fails to be surjective because no element of A is sent to the element $1 \in B$. This means g^{-1} contains no ordered pair whose first coordinate is 1, so it can't be a function from B to A . If g^{-1} were to be a function it would be necessary that g be surjective.

The previous two paragraphs suggest that if g is a function, then it must be bijective in order for its inverse relation g^{-1} to be a function. Indeed, this is easy to verify. Conversely, if a function is bijective, then its inverse relation is easily seen to be a function. We summarize this in the following theorem.

Theorem 12.3 Let $f : A \rightarrow B$ be a function. Then f is bijective if and only if the inverse relation f^{-1} is a function from B to A .

Suppose $f : A \rightarrow B$ is bijective, so according to the theorem f^{-1} is a function. Observe that the relation f contains all the pairs $(x, f(x))$ for $x \in A$, so f^{-1} contains all the pairs $(f(x), x)$. But $(f(x), x) \in f^{-1}$ means $f^{-1}(f(x)) = x$. Therefore $f^{-1} \circ f(x) = x$ for every $x \in A$. From this we get $f^{-1} \circ f = i_A$. Similar reasoning produces $f \circ f^{-1} = i_B$. This leads to the following definitions.

Definition 12.8 If $f : A \rightarrow B$ is bijective then its **inverse** is the function $f^{-1} : B \rightarrow A$. The functions f and f^{-1} obey the equations $f^{-1} \circ f = i_A$ and $f \circ f^{-1} = i_B$.

You probably recall from algebra at least one technique for computing the inverse of a bijective function f . To find f^{-1} , start with the equation $y = f(x)$. Then interchange variables to get $x = f(y)$. Solving this equation for y (if possible) produces $y = f^{-1}(x)$. The next two examples illustrate this.

Example 12.11 The function $f : \mathbb{R} \rightarrow \mathbb{R}$ defined as $f(x) = x^3 + 1$ is bijective. Find its inverse.

We begin by writing $y = x^3 + 1$. Now interchange variables to obtain $x = y^3 + 1$. Solving for y produces $y = \sqrt[3]{x-1}$. Thus

$$f^{-1}(x) = \sqrt[3]{x-1}.$$

(You can check your answer by computing

$$f^{-1}(f(x)) = \sqrt[3]{f(x)-1} = \sqrt[3]{x^3+1-1} = x.$$

Therefore $f^{-1}(f(x)) = x$. Any answer other than x indicates a mistake.)

Example 12.12 Example 12.6 showed that the function $g : \mathbb{Z} \times \mathbb{Z} \rightarrow \mathbb{Z} \times \mathbb{Z}$ defined by the formula $g(m, n) = (m + n, m + 2n)$ is bijective. Find its inverse.

The approach outlined above should work, but we need to be careful to keep track of coordinates in $\mathbb{Z} \times \mathbb{Z}$. We begin by writing $(x, y) = g(m, n)$, then interchanging the variables (x, y) and (m, n) to get $(m, n) = g(x, y)$. This gives

$$(m, n) = (x + y, x + 2y),$$

from which we get the following system of equations:

$$\begin{aligned}x + y &= m \\x + 2y &= n.\end{aligned}$$

Solving this system, we get

$$\begin{aligned}x &= 2m - n \\y &= n - m.\end{aligned}$$

Then $(x, y) = (2m - n, n - m)$, so $g^{-1}(m, n) = (2m - n, n - m)$.

We can check this by confirming $g^{-1}(g(m, n)) = (m, n)$. Doing the math,

$$\begin{aligned}g^{-1}(g(m, n)) &= g^{-1}(m + n, m + 2n) \\&= (2(m + n) - (m + 2n), (m + 2n) - (m + n)) \\&= (m, n).\end{aligned}$$

Exercises for Section 12.5

1. Check that $f : \mathbb{Z} \rightarrow \mathbb{Z}$ defined by $f(n) = 6 - n$ is bijective. Then compute f^{-1} .
2. In Exercise 9 of Section 12.2 you proved that $f : \mathbb{R} - \{2\} \rightarrow \mathbb{R} - \{5\}$ defined by $f(x) = \frac{5x+1}{x-2}$ is bijective. Now find its inverse.
3. Let $B = \{2^n : n \in \mathbb{Z}\} = \{\dots, \frac{1}{4}, \frac{1}{2}, 1, 2, 4, 8, \dots\}$. Show that the function $f : \mathbb{Z} \rightarrow B$ defined as $f(n) = 2^n$ is bijective. Then find f^{-1} .
4. The function $f : \mathbb{R} \rightarrow (0, \infty)$ defined as $f(x) = e^{x^3+1}$ is bijective. Find its inverse.
5. The function $f : \mathbb{R} \rightarrow \mathbb{R}$ defined as $f(x) = \pi x - e$ is bijective. Find its inverse.
6. The function $f : \mathbb{Z} \times \mathbb{Z} \rightarrow \mathbb{Z} \times \mathbb{Z}$ defined by the formula $f(m, n) = (5m + 4n, 4m + 3n)$ is bijective. Find its inverse.
7. Show that the function $f : \mathbb{R}^2 \rightarrow \mathbb{R}^2$ defined by the formula $f(x, y) = ((x^2 + 1)y, x^3)$ is bijective. Then find its inverse.
8. Is the function $\theta : \mathcal{P}(\mathbb{Z}) \rightarrow \mathcal{P}(\mathbb{Z})$ defined as $\theta(X) = \overline{X}$ bijective? If so, find θ^{-1} .
9. Consider the function $f : \mathbb{R} \times \mathbb{N} \rightarrow \mathbb{N} \times \mathbb{R}$ defined as $f(x, y) = (y, 3xy)$. Check that this is bijective; find its inverse.
10. Consider $f : \mathbb{N} \rightarrow \mathbb{Z}$ defined as $f(n) = \frac{(-1)^n(2n-1)+1}{4}$. This function is bijective by Exercise 18 in Section 12.2. Find its inverse.

12.6 Image and Preimage

It is time to take up a matter of notation that you will encounter in future mathematics classes. Suppose we have a function $f : A \rightarrow B$. If $X \subseteq A$, the expression $f(X)$ has a special meaning. It stands for the set $\{f(x) : x \in X\}$. And if $Y \subseteq B$, then $f^{-1}(Y)$ has a meaning *even if f is not invertible*: it stands for the set $\{x \in A : f(x) \in Y\}$. Here are the precise definitions.

Definition 12.9 Suppose $f : A \rightarrow B$ is a function.

1. If $X \subseteq A$, the **image** of X is the set $f(X) = \{f(x) : x \in X\} \subseteq B$.
2. If $Y \subseteq B$, the **preimage** of Y is the set $f^{-1}(Y) = \{x \in A : f(x) \in Y\} \subseteq A$.

In words, the image $f(X)$ of X is the set of all things in B that f sends elements of X to. (Roughly speaking, you might think of $f(X)$ as a kind of distorted “copy” or “image” of X in B .) The preimage $f^{-1}(Y)$ of Y is the set of all things in A that f sends into Y .

Maybe you have already encountered these ideas in linear algebra, in a setting involving a linear transformation $T : V \rightarrow W$ between two vector spaces. If $X \subseteq V$ is a subspace of V , then its image $T(X)$ is a subspace of W . If $Y \subseteq W$ is a subspace of W , then its preimage $T^{-1}(Y)$ is a subspace of V . (If this does not sound familiar, then ignore it.)

Example 12.13 Let $f : \{s, t, u, v, w, x, y, z\} \rightarrow \{0, 1, 2, 3, 4, 5, 6, 7, 8, 9\}$ be

$$f = \{(s, 4), (t, 8), (u, 8), (v, 1), (w, 2), (x, 4), (y, 6), (z, 4)\}.$$

This f is neither injective nor surjective, so it certainly is not invertible. Be sure you understand the following statements.

- | | |
|---|---|
| 1. $f(\{s, t, u, z\}) = \{8, 4\}$ | 5. $f^{-1}(\{4\}) = \{s, x, z\}$ |
| 2. $f(\{s, x, z\}) = \{4\}$ | 6. $f^{-1}(\{4, 9\}) = \{s, x, z\}$ |
| 3. $f(\{s, v, w, y\}) = \{1, 2, 4, 6\}$ | 7. $f^{-1}(\{9\}) = \emptyset$ |
| 4. $f(\emptyset) = \emptyset$ | 8. $f^{-1}(\{1, 4, 8\}) = \{s, t, u, v, x, z\}$ |

It is important to realize that the X and Y in Definition 12.9 are subsets (not elements!) of A and B . In Example 12.13 we had $f^{-1}(\{4\}) = \{s, x, z\}$, while $f^{-1}(4)$ is meaningless because the inverse function f^{-1} does not exist. And there is a subtle difference between $f(\{s\}) = \{4\}$ and $f(s) = 4$. Be careful.

Example 12.14 Consider the function $f : \mathbb{R} \rightarrow \mathbb{R}$ defined as $f(x) = x^2$. Note that $f(\{0, 1, 2\}) = \{0, 1, 4\}$ and $f^{-1}(\{0, 1, 4\}) = \{-2, -1, 0, 1, 2\}$. This shows that $f^{-1}(f(X)) \neq X$ in general.

Using the same f , check your understanding of these statements about images and preimages of intervals: $f([-2, 3]) = [0, 9]$, and $f^{-1}([0, 9]) = [-3, 3]$. Also $f(\mathbb{R}) = [0, \infty)$ and $f^{-1}([-2, -1]) = \emptyset$.

If you continue with mathematics you will likely encounter the following results. For now, you are asked to prove them in the exercises.

Theorem 12.4 Given $f : A \rightarrow B$, let $W, X \subseteq A$, and $Y, Z \subseteq B$. Then

- | | |
|---|--|
| 1. $f(W \cap X) \subseteq f(W) \cap f(X)$ | 4. $f^{-1}(Y \cup Z) = f^{-1}(Y) \cup f^{-1}(Z)$ |
| 2. $f(W \cup X) = f(W) \cup f(X)$ | 5. $f^{-1}(Y \cap Z) = f^{-1}(Y) \cap f^{-1}(Z)$ |
| 3. $X \subseteq f^{-1}(f(X))$ | 6. $f(f^{-1}(Y)) \subseteq Y$. |

Exercises for Section 12.6

1. Consider the function $f : \mathbb{R} \rightarrow \mathbb{R}$ defined as $f(x) = x^2 + 3$. Find $f([-3, 5])$ and $f^{-1}([12, 19])$.
2. Consider the function $f : \{1, 2, 3, 4, 5, 6, 7\} \rightarrow \{0, 1, 2, 3, 4, 5, 6, 7, 8, 9\}$ given as

$$f = \{(1, 3), (2, 8), (3, 3), (4, 1), (5, 2), (6, 4), (7, 6)\}.$$

Find: $f(\{1, 2, 3\})$, $f(\{4, 5, 6, 7\})$, $f(\emptyset)$, $f^{-1}(\{0, 5, 9\})$ and $f^{-1}(\{0, 3, 5, 9\})$.

3. This problem concerns functions $f : \{1, 2, 3, 4, 5, 6, 7\} \rightarrow \{0, 1, 2, 3, 4\}$. How many such functions have the property that $|f^{-1}(\{3\})| = 3$?
4. This problem concerns functions $f : \{1, 2, 3, 4, 5, 6, 7, 8\} \rightarrow \{0, 1, 2, 3, 4, 5, 6\}$. How many such functions have the property that $|f^{-1}(\{2\})| = 4$?
5. Consider a function $f : A \rightarrow B$ and a subset $X \subseteq A$. We observed in Example 12.14 that $f^{-1}(f(X)) \neq X$ in general. However $X \subseteq f^{-1}(f(X))$ is always true. Prove this.
6. Given a function $f : A \rightarrow B$ and a subset $Y \subseteq B$, is $f(f^{-1}(Y)) = Y$ always true? Prove or give a counterexample.
7. Given a function $f : A \rightarrow B$ and subsets $W, X \subseteq A$, prove $f(W \cap X) \subseteq f(W) \cap f(X)$.
8. Given a function $f : A \rightarrow B$ and subsets $W, X \subseteq A$, then $f(W \cap X) = f(W) \cap f(X)$ is *false* in general. Produce a counterexample.
9. Given a function $f : A \rightarrow B$ and subsets $W, X \subseteq A$, prove $f(W \cup X) = f(W) \cup f(X)$.
10. Given $f : A \rightarrow B$ and subsets $Y, Z \subseteq B$, prove $f^{-1}(Y \cap Z) = f^{-1}(Y) \cap f^{-1}(Z)$.
11. Given $f : A \rightarrow B$ and subsets $Y, Z \subseteq B$, prove $f^{-1}(Y \cup Z) = f^{-1}(Y) \cup f^{-1}(Z)$.
12. Consider $f : A \rightarrow B$. Prove that f is injective if and only if $X = f^{-1}(f(X))$ for all $X \subseteq A$. Prove that f is surjective if and only if $f(f^{-1}(Y)) = Y$ for all $Y \subseteq B$.
13. Let $f : A \rightarrow B$ be a function, and $X \subseteq A$. Prove or disprove: $f(f^{-1}(f(X))) = f(X)$.
14. Let $f : A \rightarrow B$ be a function, and $Y \subseteq B$. Prove or disprove: $f^{-1}(f(f^{-1}(Y))) = f^{-1}(Y)$.

Proofs in Calculus

The proofs we have dealt with so far in this text have been largely proofs about integers, or about structures related to integers (divisibility, congruence modulo n , sets of integers, relations among integers, functions of integers, etc.).

Of course mathematics is not restricted to just integers. Calculus is built on the system of real numbers \mathbb{R} . Thus the main definitions in calculus cater to \mathbb{R} . Consequently the proofs in calculus (which use the definitions) have a distinct flavor that is quite different from proofs in other areas of mathematics. In reading and writing proofs in calculus you will still use the main proof techniques (direct, contrapositive, contradiction), but it can take some time to adjust your thinking to the idiosyncrasies of \mathbb{R} . This chapter is intended to ease that adjustment. It is an introduction to some of the ideas you will encounter in later courses in advanced calculus (also called *analysis*). This chapter is not needed for the remainder of the text, so it can be skipped without a loss of continuity.

Single-variable calculus (the first two semesters of a standard calculus sequence) deals with functions $f : \mathbb{R} \rightarrow \mathbb{R}$, or more generally $f : X \rightarrow \mathbb{R}$ for $X \subseteq \mathbb{R}$. Usually the domain X is an interval or a union of intervals. For example, $f(x) = \frac{x^2+5}{(x-1)(x-2)}$ is a function $f : (-\infty, 1) \cup (1, 2) \cup (2, \infty) \rightarrow \mathbb{R}$, whereas $f(x) = \sqrt{x}$ has domain $X = [0, \infty)$, and $f(x) = x^2 - x$ has domain $X = (-\infty, \infty) = \mathbb{R}$.

Calculus rests on the idea of a *limit*, and it is the limit that separates calculus from algebra and trigonometry. We will study limits in sections 13.2 through 13.6. It is assumed that you have had a prior course in calculus and already have some experience with limits. But our present treatment is more theoretical. It serves the double purpose of putting your earlier work on a firmer foundation while preparing you for more advanced studies.

Another calculus topic (typically from the second semester of a standard course) concerns sequences and series, where functions $f : \mathbb{N} \rightarrow \mathbb{R}$ play a major role. We will turn to this in sections 13.7 and 13.8.

All of this requires a result called the *triangle inequality*, so we begin there.

13.1 The Triangle Inequality

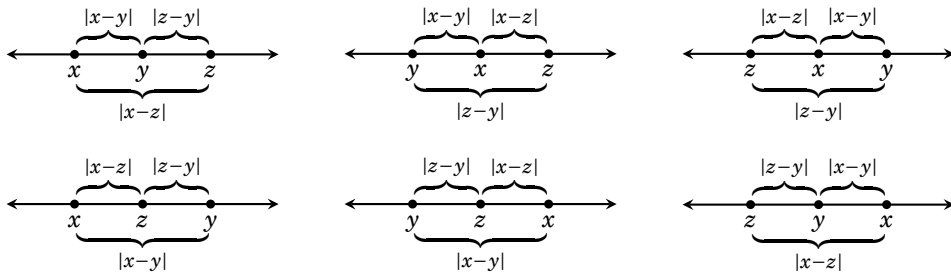
Definitions in calculus and analysis use absolute value extensively. As you know, the absolute value of a real number x is the non-negative number

$$|x| = \begin{cases} x & \text{if } x \geq 0 \\ -x & \text{if } x < 0. \end{cases}$$

Fundamental properties of absolute value include $|xy| = |x| \cdot |y|$ and $x \leq |x|$. Another property—used often in proofs—is the *triangle inequality*:

Theorem 13.1 (Triangle inequality) If $x, y, z \in \mathbb{R}$, then $|x - y| \leq |x - z| + |z - y|$.

Proof. The name *triangle inequality* comes from the fact that the theorem can be interpreted as asserting that for any “triangle” on the number line, the length of any side never exceeds the sum of the lengths of the other two sides. Indeed, the distance between any two numbers $a, b \in \mathbb{R}$ is $|a - b|$. With this in mind, observe in the diagrams below that regardless of the order of x, y, z on the number line, the inequality $|x - y| \leq |x - z| + |z - y|$ holds.



(These diagrams show x, y, z as distinct points. If $x = y$, $x = z$ or $y = z$, then $|x - y| \leq |x - z| + |z - y|$ holds automatically.) ■

The triangle inequality says the shortest route from x to y avoids z unless z lies between x and y . Several useful results flow from it. Put $z = 0$ to get

$$|x - y| \leq |x| + |y| \quad \text{for any } x, y \in \mathbb{R}. \tag{13.1}$$

Using the triangle inequality, $|x + y| = |x - (-y)| \leq |x - 0| + |0 - (-y)| = |x| + |y|$, so

$$|x + y| \leq |x| + |y| \quad \text{for any } x, y \in \mathbb{R}. \tag{13.2}$$

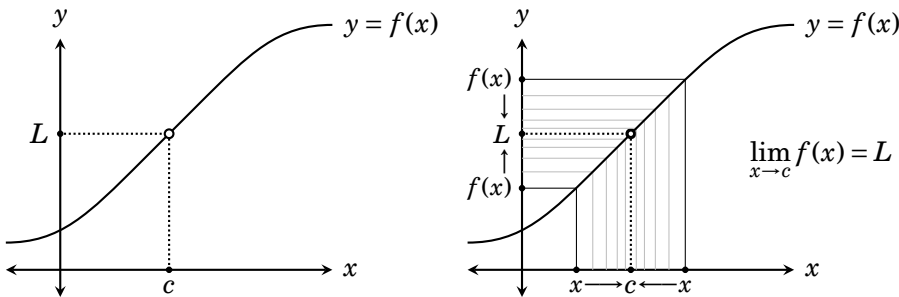
Also by the triangle inequality, $|x - 0| \leq |x - (-y)| + |-y - 0|$, which yields

$$|x| - |y| \leq |x + y| \quad \text{for any } x, y \in \mathbb{R}. \tag{13.3}$$

The three inequalities (13.1), (13.2) and (13.3) are very useful in proofs.

13.2 Definition of a Limit

Limits are designed to deal with the following type of problem: We need to know how a certain function $f(x)$ behaves when x is close to some number c . Perhaps $f(c)$ is not even defined, so the graph of f looks something like what is shown below; a curve with a hole at a point (c, L) .



In this picture, for any $x \neq c$, the corresponding value $f(x)$ is either greater than L or less than L . But the closer x is to c , the closer $f(x)$ is to L , as illustrated on the right. We express this as $\lim_{x \rightarrow c} f(x) = L$. That is, the symbols $\lim_{x \rightarrow c} f(x)$ stand for the number that $f(x)$ approaches as x approaches c .

Your calculus text probably presented an informal, intuitive definition of a limit that likely went something like this.

Definition 13.1 (Informal definition of a limit)

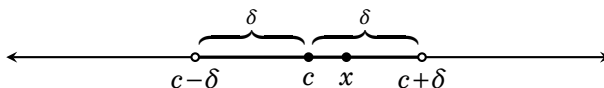
Suppose f is a function and c is a number. Then $\lim_{x \rightarrow c} f(x) = L$ means that $f(x)$ is arbitrarily close to L provided that x is sufficiently close to c .

The idea is that no matter how close we want to make $f(x)$ to L , we can be assured that it will be that close (or closer) if x is close enough to c .

Definition 13.1 is sufficient for the first few semesters of calculus, but it is not adequate for deeper, more rigorous investigations. The problem is that it is too vague. What, exactly, is meant by *close*? Saying x is “close” to c is not much better than saying that an integer n is “sort of even.” No proof can be done in the presence of such ambiguity.

So this section’s first task is to motivate and develop a more rigorous and precise limit definition, the one used in advanced calculus. Achieving this goal forces us to grapple with the imprecise term *close*. What do we mean by *close*? Within 0.1 units? Within 0.001 or 0.00001 units, or even closer? We will make the definition precise by introducing a numeric, quantitative measure of closeness.

Standard practice uses the Greek letters ϵ (epsilon) and δ (delta) for variables representing how close $f(x)$ is to L , and x is to c . For instance, x is within a distance of δ from c if and only if $c - \delta < x < c + \delta$, that is, $-\delta < x - c < \delta$, or $|x - c| < \delta$. So for any real number $\delta > 0$ (no matter how small) the statement $|x - c| < \delta$ means that x is within δ units from c .



Likewise $|f(x) - L| < \epsilon$ means that $f(x)$ is within ϵ units from L . Let's apply these ideas to Definition 13.1, and transform it line by line.

Informal definition	→	Precise definition
$\lim_{x \rightarrow c} f(x) = L$ means that	→	$\lim_{x \rightarrow c} f(x) = L$ means that
$f(x)$ is arbitrarily close to L	→	for any $\epsilon > 0$, $ f(x) - L < \epsilon$
provided that	→	provided that
x is sufficiently close to c	→	$0 < x - c < \delta$ for some $\delta > 0$.

We have arrived at a precise definition of a limit.

Definition 13.2 (Precise definition of a limit)

Suppose $f : X \rightarrow \mathbb{R}$ is a function, where $X \subseteq \mathbb{R}$, and $c \in \mathbb{R}$. Then $\lim_{x \rightarrow c} f(x) = L$ means that for any real $\epsilon > 0$ (no matter how small), there is a real number $\delta > 0$ for which $|f(x) - L| < \epsilon$ provided that $0 < |x - c| < \delta$.

Figure 13.1 illustrates this. For any $\epsilon > 0$, no matter how small, consider the narrow shaded band of points on the plane whose y -coordinates are between $y = L - \epsilon$ and $y = L + \epsilon$. Given this ϵ , we can find another number $\delta > 0$ such that the point $(x, f(x))$ is in the shaded band whenever x is within δ units from c . In other words, $|f(x) - L| < \epsilon$ provided that $0 < |x - c| < \delta$.

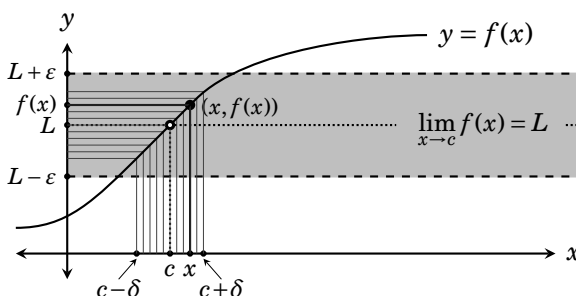


Figure 13.1. A graphic description of the limit definition.

Three comments are in order. First, we have slipped into Definition 13.2 the expression $0 < |x - c| < \delta$ instead of $|x - c| < \delta$. This is to rule out the possibility $x = c$, as $f(c)$ may not be defined, depending on f and c .

Second, Definition 13.2 applies only if there is some $\delta > 0$ for which $(c - \delta, c) \cup (c, c + \delta)$ is a subset of the domain of f . Otherwise the statement “ $|f(x) - L|$ provided that $0 < |x - c| < \delta$ ” is meaningless for some x , no matter how small δ is. Thus $\lim_{x \rightarrow c} f(x)$ makes sense only if $f(x)$ is defined for all $x \in \mathbb{R}$ that are “close to” c in the sense that $x \in (c - \delta, c) \cup (c, c + \delta)$ for some δ .

Third, in symbolic form Definition 13.2 says $\lim_{x \rightarrow c} f(x) = L$ if and only if

$$\forall \varepsilon > 0, \exists \delta > 0, (0 < |x - c| < \delta) \Rightarrow (|f(x) - L| < \varepsilon). \quad (13.4)$$

Thus proving $\lim_{x \rightarrow c} f(x) = L$ amounts to proving that Statement (13.4) is true.

One strategy for proving Statement (13.4) is the direct approach. Begin by assuming $\varepsilon > 0$. Then find a δ for which $(0 < |x - c| < \delta) \Rightarrow (|f(x) - L| < \varepsilon)$. To find δ , try to extract a factor of $|x - c|$ from $|f(x) - L|$. If you can do this, inspection usually tells you how small $|x - c|$ needs to be to make $|f(x) - L| < \varepsilon$.

We will use this strategy in Example 13.1, which proves $\lim_{x \rightarrow 2} (3x + 4) = 10$. Here $f(x) = 3x + 4$ and $L = 10$, so $|f(x) - L|$ is $|(3x + 4) - 10|$. Also $|x - c|$ is $|x - 2|$.

Example 13.1 Prove that $\lim_{x \rightarrow 2} (3x + 4) = 10$.

Proof. Suppose $\varepsilon > 0$. Note that $|(3x + 4) - 10| = |3x - 6| = |3(x - 2)| = 3|x - 2|$. So if $\delta = \frac{\varepsilon}{3}$, then $0 < |x - 2| < \delta$ yields $|(3x + 4) - 10| = 3|x - 2| < 3\delta = 3 \cdot \frac{\varepsilon}{3} = \varepsilon$.

In summary, for any $\varepsilon > 0$, there is a $\delta = \frac{\varepsilon}{3}$ for which $0 < |x - 2| < \delta$ implies $|(3x + 4) - 10| < \varepsilon$. By Definition 13.2, $\lim_{x \rightarrow 2} (3x + 4) = 10$. ■

Example 13.2 Prove that $\lim_{x \rightarrow 2} 5x^2 = 20$.

Proof. Suppose $\varepsilon > 0$. Notice that

$$|f(x) - L| = |5x^2 - 20| = |5(x^2 - 4)| = |5(x - 2)(x + 2)| = 5 \cdot |x - 2| \cdot |x + 2|.$$

Now we have a factor of $|x - 2|$ in $|f(x) - L|$, but it is accompanied with $|x + 2|$. But if $|x - 2|$ is small, then x is close to 2, so $|x + 2|$ should be close to 4. In fact, if $|x - 2| \leq 1$, then $|x + 2| = |(x - 2) + 4| \leq |x - 2| + |4| \leq 1 + 4 = 5$. (Here we applied the inequality (13.2) from page 245.) In other words, if $|x - 2| \leq 1$, then $|x + 2| \leq 5$, and the above equation yields

$$|f(x) - L| = |5x^2 - 20| = 5 \cdot |x - 2| \cdot |x + 2| < 5 \cdot |x - 2| \cdot 5 = 25|x - 2|.$$

Take δ to be smaller than both 1 and $\frac{\varepsilon}{25}$. Then $0 < |x - 2| < \delta$ implies $|5x^2 - 20| < 25 \cdot |x - 2| < 25\delta < 25 \cdot \frac{\varepsilon}{25} = \varepsilon$. By Definition 13.2, $\lim_{x \rightarrow 2} 5x^2 = 20$. ■

The examples above (and the exercises below) involve limits that you probably regard as obvious. Our point is to illustrate Definition 13.2, not to compute difficult limits. Difficult limits come later (mostly in more advanced courses, not in this book) where Definition 13.2 will be used to great effect.

Exercises for Section 13.2

- | | |
|--|---|
| 1. Prove that $\lim_{x \rightarrow 5} (8x - 3) = 37$. | 2. Prove that $\lim_{x \rightarrow -1} (4x + 6) = 2$. |
| 3. Prove that $\lim_{x \rightarrow 0} (x + 2) = 2$. | 4. Prove that $\lim_{x \rightarrow 8} (2x - 7) = 9$. |
| 5. Prove that $\lim_{x \rightarrow 3} (x^2 - 2) = 7$. | 6. Prove that $\lim_{x \rightarrow 1} (4x^2 + 1) = 5$. |

13.3 Limits That Do Not Exist

Given a function f and a number c , there are two ways that $\lim_{x \rightarrow c} f(x) = L$ can be false. First, there may be a different number $M \neq L$ for which $\lim_{x \rightarrow c} f(x) = M$. Second, it may be that Statement (13.4) is false for all $L \in \mathbb{R}$. In such a case we say that $\lim_{x \rightarrow c} f(x)$ **does not exist**. Contradiction is one way to prove that $\lim_{x \rightarrow c} f(x)$ does not exist. Assume $\lim_{x \rightarrow c} f(x) = L$ and produce a contradiction.

Example 13.3 Suppose $f(x) = \frac{x}{2} + \frac{|x-2|}{x-2} + 2$. Prove $\lim_{x \rightarrow 2} f(x)$ does not exist.

Proof. Notice that $f(2)$ is not defined, as it involves division by zero. Also, $f(x)$ behaves differently depending on whether x is to the right or left of 2.

If $x > 2$, then $x - 2$ is positive, so $|x - 2| = x - 2$ and $\frac{|x-2|}{x-2} = 1$, so $f(x) = \frac{x}{2} + 3$.

If $x < 2$, then $x - 2$ is negative, so $|x - 2| = -(x - 2)$ and $\frac{|x-2|}{x-2} = -1$, so $f(x) = \frac{x}{2} + 1$.

Therefore f , graphed below, is a piecewise function $f(x) = \begin{cases} \frac{1}{2}x + 3 & \text{if } x > 2 \\ \frac{1}{2}x + 1 & \text{if } x < 2. \end{cases}$

Suppose for the sake of contradiction that $\lim_{x \rightarrow 2} f(x) = L$, where L is a real number. Let $\epsilon = \frac{1}{2}$.

By Definition 13.2, there is a real number $\delta > 0$ for which $0 < |x - 2| < \delta$ implies $|f(x) - L| < \frac{1}{2}$.

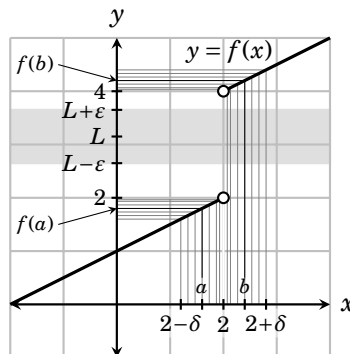
Put $a = 2 - \frac{\delta}{2}$, so $0 < |a - 2| < \delta$. Hence $|f(a) - L| < \frac{1}{2}$.

Put $b = 2 + \frac{\delta}{2}$, so $0 < |b - 2| < \delta$. Hence $|f(b) - L| < \frac{1}{2}$.

Further, $f(a) < 2$ and $f(b) > 4$, so $2 < |f(b) - f(a)|$.

With this and the help of the inequality (13.1), we get a contradiction $2 < 1$, as follows:

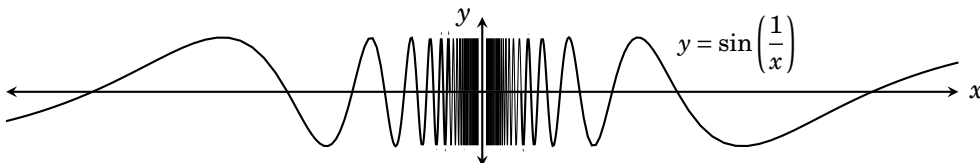
$$2 < |f(b) - f(a)| = |(f(b) - L) - (f(a) - L)| \leq |f(b) - L| + |f(a) - L| < \frac{1}{2} + \frac{1}{2} = 1. \quad \blacksquare$$



Our next limit is a classic example of a non-existent limit. It often appears in first-semester calculus texts, where it is treated informally.

Example 13.4 Prove that $\lim_{x \rightarrow 0} \sin\left(\frac{1}{x}\right)$ does not exist.

As x approaches 0, the number $\frac{1}{x}$ grows bigger, approaching infinity, so $\sin\left(\frac{1}{x}\right)$ just bounces up and down, faster and faster the closer x gets to 0.



Intuitively, we would guess that the limit does not exist, because $\sin\left(\frac{1}{x}\right)$ does not approach any single number as x approaches 0. Here is a proof.

Proof. Suppose for the sake of contradiction that $\lim_{x \rightarrow 0} \sin\left(\frac{1}{x}\right) = L$ for $L \in \mathbb{R}$.

Definition 13.2 guarantees a number δ for which $0 < |x - 0| < \delta$ implies $|\sin\left(\frac{1}{x}\right) - L| < \frac{1}{4}$. Select $k \in \mathbb{N}$ large enough so that $\frac{1}{k\pi} < \delta$. As $0 < \left|\frac{1}{k\pi} - 0\right| < \delta$, we have $\left|\sin\left(\frac{1}{1/k\pi}\right) - L\right| < \frac{1}{4}$, and this yields $|\sin(k\pi) - L| = |0 - L| = |L| < \frac{1}{4}$.

Next, take $\ell \in \mathbb{N}$ large enough so that $\frac{1}{\frac{\pi}{2} + 2\ell\pi} < \delta$. Then $0 < \left|\frac{1}{\frac{\pi}{2} + 2\ell\pi} - 0\right| < \delta$, so we have $\left|\sin\left(\frac{1}{\frac{\pi}{2} + 2\ell\pi}\right) - L\right| < \frac{1}{4}$, which simplifies to $|\sin\left(\frac{\pi}{2} + 2\ell\pi\right) - L| = |1 - L| < \frac{1}{4}$.

Above we showed $|L| \leq \frac{1}{4}$ and $|1 - L| \leq \frac{1}{4}$. Now apply the inequality (13.2) to get the contradiction $1 < \frac{1}{2}$, as $1 = |L + (1 - L)| \leq |L| + |1 - L| < \frac{1}{4} + \frac{1}{4} = \frac{1}{2}$. ■

Example 13.5 Investigate $\lim_{x \rightarrow 0} x \sin\left(\frac{1}{x}\right)$.

This is like the previous example, except for the extra x . Because $|\sin\left(\frac{1}{x}\right)| \leq 1$, we expect $x \sin\left(\frac{1}{x}\right)$ to go to 0 as x goes to 0. Indeed, we prove $\lim_{x \rightarrow 0} x \sin\left(\frac{1}{x}\right) = 0$.

Proof. Given $\varepsilon > 0$, let $\delta = \varepsilon$. Suppose $0 < |x - 0| < \delta$. Simplifying, $|x| < \delta$, which is the same as $|x| < \varepsilon$. We get $|x \sin\left(\frac{1}{x}\right) - 0| = |x \sin\left(\frac{1}{x}\right)| = |x| \cdot \left|\sin\left(\frac{1}{x}\right)\right| \leq \varepsilon \left|\sin\left(\frac{1}{x}\right)\right| \leq \varepsilon \cdot 1 = \varepsilon$. From this, Definition 13.2 gives $\lim_{x \rightarrow 0} x \sin\left(\frac{1}{x}\right) = 0$. ■

One final point. We remarked on page 248 that for $\lim_{x \rightarrow c} f(x) = L$ to make sense, there must be a δ for which $f(x)$ is defined for all $x \in (c - \delta, c) \cup (c, c + \delta)$. Thus, for example, following Definition 13.2 to the letter, we have to say that $\lim_{x \rightarrow 0} \sqrt{x}$ does not exist because \sqrt{x} is not defined for all $x \in (-\delta, 0) \cup (0, \delta)$. Your calculus text probably introduced a *right-hand limit* $\lim_{x \rightarrow 0^+} \sqrt{x} = 0$. Though this notion is not programmed into our Definition 13.2, you may revisit such embellishments in later courses.

Exercises for Section 13.3

Prove that the following limits do not exist.

- | | | |
|--|--|--|
| 1. $\lim_{x \rightarrow 0} \log_{10} x $ | 2. $\lim_{x \rightarrow 0} \frac{ x }{x}$ | 3. $\lim_{x \rightarrow 0} \frac{1}{x^2}$ |
| 4. $\lim_{x \rightarrow \frac{\pi}{2}} \cos\left(\frac{1}{x}\right)$ | 5. $\lim_{x \rightarrow 0} x \cot\left(\frac{1}{x}\right)$ | 6. $\lim_{x \rightarrow 1} \frac{1}{x^2 - 2x + 1}$ |
-

13.4 Limit Laws

When you studied Calculus I your text presented a number of *limit laws*, such as $\lim_{x \rightarrow c} f(x)g(x) = \left(\lim_{x \rightarrow c} f(x)\right) \cdot \left(\lim_{x \rightarrow c} g(x)\right)$. These laws allowed you to compute complex limits by reducing them to simpler limits, until the answer was at hand. But your calculus text probably did not *prove* the laws. Rather, you were asked to accept them as intuitively plausible (and useful) facts.

Using Definition 13.2, we now present proofs of some limit laws. This serves two purposes. First, it puts your knowledge of calculus on a firmer foundation. Second, it highlights various strategies and thought patterns that are useful in limit proofs, which come to bear in later courses and work.

The inequalities (13.1), (13.2) and (13.3) from page 245 play a crucial role. For convenience we repeat them here. For any $x, y \in \mathbb{R}$,

$$|x - y| \leq |x| + |y|, \quad |x + y| \leq |x| + |y|, \quad \text{and} \quad |x| - |y| \leq |x + y|.$$

We will use these frequently, usually without comment.

Our first limit law concerns the constant function $f(x) = a$ where $a \in \mathbb{R}$. Its graph is a horizontal line with y -intercept a . It should be obvious that $\lim_{x \rightarrow c} f(x) = a$ for any real number c . Nonetheless, let's prove this obvious fact.

Theorem 13.2 (Constant function rule) If $a \in \mathbb{R}$, then $\lim_{x \rightarrow c} a = a$.

Proof. Suppose $a \in \mathbb{R}$. According to Definition 13.2, to prove $\lim_{x \rightarrow c} a = a$, we must show that for any $\varepsilon > 0$, there is a $\delta > 0$ for which $0 < |x - c| < \delta$ implies $|a - a| < \varepsilon$. This is almost too easy. Just let $\delta = 1$ (or any other number). Then $|a - a| < \varepsilon$ is automatic, because $|a - a| = 0$. ■

The *identity function* $f: \mathbb{R} \rightarrow \mathbb{R}$ is $f(x) = x$. Next we prove $\lim_{x \rightarrow c} f(x) = c$.

Theorem 13.3 (Identity function rule) If $c \in \mathbb{R}$, then $\lim_{x \rightarrow c} x = c$.

Proof. Given $\varepsilon > 0$, let $\delta = \varepsilon$. Then $0 < |x - c| < \delta$ implies $|x - c| < \varepsilon$. By Definition 13.2, this means $\lim_{x \rightarrow c} x = c$. ■

Theorem 13.4 (Constant multiple rule)

If $\lim_{x \rightarrow c} f(x)$ exists, and $a \in \mathbb{R}$, then $\lim_{x \rightarrow c} af(x) = a \lim_{x \rightarrow c} f(x)$.

Proof. Suppose $\lim_{x \rightarrow c} f(x) = L$ exists. We must show $\lim_{x \rightarrow c} af(x) = a \lim_{x \rightarrow c} f(x)$. If $a = 0$, then this reduces to $\lim_{x \rightarrow c} 0 = 0$, which is true by Theorem 13.2. Thus, for the remainder of the proof we can assume $a \neq 0$.

Suppose $\lim_{x \rightarrow c} f(x) = L$. We must prove $\lim_{x \rightarrow c} af(x) = aL$. By Definition 13.2, this means we must show that for any $\varepsilon > 0$, there is a $\delta > 0$ for which $0 < |x - c| < \delta$ implies $|af(x) - aL| < \varepsilon$. Let $\varepsilon > 0$. Because $\lim_{x \rightarrow c} f(x) = L$, there exists a $\delta > 0$ for which $0 < |x - c| < \delta$ implies $|f(x) - L| < \frac{\varepsilon}{|a|}$. So if $0 < |x - c| < \delta$, then $|af(x) - aL| = |a(f(x) - L)| = |a| \cdot |f(x) - L| < |a| \frac{\varepsilon}{|a|} = \varepsilon$.

In summary, we've shown that for any $\varepsilon > 0$, there is a $\delta > 0$ for which $0 < |x - c| < \delta$ implies $|af(x) - aL| < \varepsilon$. By Definition 13.2, $\lim_{x \rightarrow c} af(x) = aL$. ■

Theorem 13.5 (Sum rule)

If both $\lim_{x \rightarrow c} f(x)$ and $\lim_{x \rightarrow c} g(x)$ exist, then $\lim_{x \rightarrow c} (f(x) + g(x)) = \lim_{x \rightarrow c} f(x) + \lim_{x \rightarrow c} g(x)$.

Proof. Let $\lim_{x \rightarrow c} f(x) = L$ and $\lim_{x \rightarrow c} g(x) = M$. We must prove $\lim_{x \rightarrow c} (f(x) + g(x)) = L + M$. To prove this, take $\varepsilon > 0$. We need to find a corresponding δ for which $0 < |x - c| < \delta$ implies $|(f(x) + g(x)) - (L + M)| < \varepsilon$. With this in mind, notice that

$$\begin{aligned} |(f(x) + g(x)) - (L + M)| &= |(f(x) - L) + (g(x) - M)| \\ &\leq |f(x) - L| + |g(x) - M|. \end{aligned} \quad (\text{A})$$

As $\lim_{x \rightarrow c} f(x) = L$, there is a $\delta' > 0$ such that $0 < |x - c| < \delta'$ implies $|f(x) - L| < \frac{\varepsilon}{2}$.

As $\lim_{x \rightarrow c} g(x) = M$, there is a $\delta'' > 0$ such that $0 < |x - c| < \delta''$ implies $|g(x) - M| < \frac{\varepsilon}{2}$.

Now put $\delta = \min\{\delta', \delta''\}$, meaning that δ equals the smaller of δ' and δ'' .

If $0 < |x - c| < \delta$, then (A) gives $|(f(x) + g(x)) - (L + M)| \leq \frac{\varepsilon}{2} + \frac{\varepsilon}{2} = \varepsilon$.

We've now shown that for any $\varepsilon > 0$, there is a $\delta > 0$ for which $0 < |x - c| < \delta$ implies $|(f(x) + g(x)) - (L + M)| < \varepsilon$. Thus $\lim_{x \rightarrow c} (f(x) + g(x)) = L + M$. ■

Theorem 13.6 (Difference rule)

If both $\lim_{x \rightarrow c} f(x)$ and $\lim_{x \rightarrow c} g(x)$ exist, then $\lim_{x \rightarrow c} (f(x) - g(x)) = \lim_{x \rightarrow c} f(x) - \lim_{x \rightarrow c} g(x)$.

Proof. Combining the sum rule with the constant multiple rule gives

$$\begin{aligned} \lim_{x \rightarrow c} (f(x) - g(x)) &= \lim_{x \rightarrow c} (f(x) + (-1) \cdot g(x)) = \lim_{x \rightarrow c} f(x) + \lim_{x \rightarrow c} (-1) \cdot g(x) \\ &= \lim_{x \rightarrow c} f(x) + (-1) \lim_{x \rightarrow c} g(x) = \lim_{x \rightarrow c} f(x) - \lim_{x \rightarrow c} g(x). \end{aligned} \quad \blacksquare$$

Theorem 13.7 (Multiplication rule)

If both $\lim_{x \rightarrow c} f(x)$ and $\lim_{x \rightarrow c} g(x)$ exist, then $\lim_{x \rightarrow c} f(x)g(x) = \left(\lim_{x \rightarrow c} f(x)\right) \cdot \left(\lim_{x \rightarrow c} g(x)\right)$.

Proof. Let $\lim_{x \rightarrow c} f(x) = L$ and $\lim_{x \rightarrow c} g(x) = M$. We must prove $\lim_{x \rightarrow c} f(x)g(x) = LM$. To prove this, take $\varepsilon > 0$. We need to find a corresponding δ for which $0 < |x - c| < \delta$ implies $|f(x)g(x) - LM| < \varepsilon$. With this in mind, notice that

$$\begin{aligned} |f(x)g(x) - LM| &= |(f(x)g(x) - Lg(x)) + (Lg(x) - LM)| \\ &\leq |f(x)g(x) - Lg(x)| + |Lg(x) - LM| \\ &= |(f(x) - L)g(x)| + |L(g(x) - M)| \\ &= |f(x) - L| \cdot |g(x)| + |L| \cdot |g(x) - M|. \end{aligned} \tag{A}$$

Because $\lim_{x \rightarrow c} f(x) = L$ and $\lim_{x \rightarrow c} g(x) = M$, we can make the expressions $|f(x) - L|$ and $|L| \cdot |g(x) - M|$ in (A) arbitrarily small by making $|x - c|$ sufficiently small. But the term $|f(x) - L| \cdot |g(x)|$ is a problem. For all we know, $|g(x)|$ could grow large as $|f(x) - L|$ shrinks. To deal with this, choose some $\delta' > 0$ small enough so that $0 < |x - c| < \delta'$ implies $|g(x) - M| < 1$. Then as long as $0 < |x - c| < \delta'$,

$$|g(x)| = |(g(x) - M) + M| \leq |g(x) - M| + |M| < 1 + |M|.$$

Replacing the factor of $|g(x)|$ in (A) with the larger quantity $1 + |M|$, we get

$$|f(x)g(x) - LM| < |f(x) - L| \cdot (1 + |M|) + |L| \cdot |g(x) - M|, \tag{B}$$

which holds provided $0 < |x - c| < \delta'$.

Choose $\delta'' > 0$ such that $0 < |x - c| < \delta''$ implies $|f(x) - L| < \frac{\varepsilon}{2(1+|M|)}$. Also choose $\delta''' > 0$ such that $0 < |x - c| < \delta'''$ implies $|g(x) - M| < \frac{\varepsilon}{2(1+|L|)}$. Now put $\delta = \min\{\delta', \delta'', \delta'''\}$. If $0 < |x - c| < \delta$, then (B) becomes

$$|f(x)g(x) - LM| < \frac{\varepsilon}{2(1+|M|)} \cdot (1 + |M|) + |L| \cdot \frac{\varepsilon}{2(1+|L|)} \leq \frac{\varepsilon}{2} + \frac{\varepsilon}{2} = \varepsilon.$$

To summarize, we've shown that for any $\varepsilon > 0$, there is a $\delta > 0$ for which $0 < |x - c| < \delta$ implies $|f(x)g(x) - LM| < \varepsilon$. Therefore $\lim_{x \rightarrow c} f(x)g(x) = LM$. ■

Our final rule has proof similar to that of the multiplication rule. We just have to take a little extra care with the denominators.

Theorem 13.8 (Division rule)

If both $\lim_{x \rightarrow c} f(x)$ and $\lim_{x \rightarrow c} g(x)$ exist, and $\lim_{x \rightarrow c} g(x) \neq 0$, then $\lim_{x \rightarrow c} \frac{f(x)}{g(x)} = \frac{\lim_{x \rightarrow c} f(x)}{\lim_{x \rightarrow c} g(x)}$.

Proof. Suppose $\lim_{x \rightarrow c} f(x) = L$ and $\lim_{x \rightarrow c} g(x) = M \neq 0$. We must prove $\lim_{x \rightarrow c} \frac{f(x)}{g(x)} = \frac{L}{M}$. To prove this, take $\varepsilon > 0$. We need to find a corresponding δ for which $0 < |x - c| < \delta$ implies $\left| \frac{f(x)}{g(x)} - \frac{L}{M} \right| < \varepsilon$. With this in mind, notice that

$$\begin{aligned} \left| \frac{f(x)}{g(x)} - \frac{L}{M} \right| &= \left| \frac{Mf(x) - Lg(x)}{Mg(x)} \right| = \left| \frac{(Mf(x) - LM) - (Lg(x) - LM)}{Mg(x)} \right| \\ &= \left| \frac{1}{g(x)}(f(x) - L) - \frac{L}{Mg(x)}(g(x) - M) \right| \\ &\leq \left| \frac{1}{g(x)}(f(x) - L) \right| + \left| \frac{L}{Mg(x)}(g(x) - M) \right| \\ &= \frac{1}{|g(x)|} \cdot |f(x) - L| + \frac{1}{|g(x)|} \cdot \left| \frac{L}{M} \right| \cdot |g(x) - M|. \end{aligned} \quad (\text{A})$$

Because $\lim_{x \rightarrow c} f(x) = L$ and $\lim_{x \rightarrow c} g(x) = M$, we can make the terms $|f(x) - L|$ and $\left| \frac{L}{M} \right| \cdot |g(x) - M|$ in (A) arbitrarily small by making $|x - c|$ sufficiently small. To deal with the factor $\frac{1}{|g(x)|}$, choose $\delta' > 0$ so that $0 < |x - c| < \delta'$ implies $|g(x) - M| < \frac{|M|}{2}$. So if $0 < |x - c| < \delta'$, the inequality (13.3) assures us

$$|g(x)| = |M + (g(x) - M)| \geq |M| - |g(x) - M| > |M| - \frac{|M|}{2} = \frac{|M|}{2}.$$

That is, $|g(x)| > \frac{|M|}{2}$, and consequently $\frac{1}{|g(x)|} < \frac{2}{|M|}$. Replacing the occurrences of $\frac{1}{|g(x)|}$ in (A) with the larger value $\frac{2}{|M|}$, we get

$$\left| \frac{f(x)}{g(x)} - \frac{L}{M} \right| < \frac{2}{|M|} \cdot |f(x) - L| + \left| \frac{2L}{M^2} \right| \cdot |g(x) - M|, \quad (\text{B})$$

which holds provided $0 < |x - c| < \delta'$. Two cases finish the proof.

Case 1. Suppose $L \neq 0$. Choose $\delta'' > 0$ so $0 < |x - c| < \delta''$ implies $|f(x) - L| < \frac{\varepsilon|M|}{4}$. Also choose $\delta''' > 0$ so that $0 < |x - c| < \delta'''$ implies $|g(x) - M| < \varepsilon \left| \frac{M^2}{4L} \right|$. Put $\delta = \min\{\delta', \delta'', \delta'''\}$. If $0 < |x - c| < \delta$, then (B) yields

$$\left| \frac{f(x)}{g(x)} - \frac{L}{M} \right| < \frac{2}{|M|} \cdot \frac{\varepsilon|M|}{4} + \left| \frac{2L}{M^2} \right| \cdot \varepsilon \left| \frac{M^2}{4L} \right| = \frac{\varepsilon}{2} + \frac{\varepsilon}{2} = \varepsilon.$$

Case 2. Suppose $L = 0$. Let $\delta'' > 0$ be such that $0 < |x - c| < \delta''$ implies $|f(x) - L| < \frac{\varepsilon|M|}{2}$. Putting $\delta = \min\{\delta', \delta''\}$, the inequality (B) becomes

$$\left| \frac{f(x)}{g(x)} - \frac{L}{M} \right| < \frac{2}{|M|} \cdot \frac{\varepsilon|M|}{2} = \varepsilon.$$

In each case we have shown that for any $\varepsilon > 0$, there is a $\delta > 0$ for which $0 < |x - c| < \delta$ implies $\left| \frac{f(x)}{g(x)} - \frac{L}{M} \right| < \varepsilon$, so the proof is finished. ■

Though you may not have proved any limit laws in your calculus course, you *used* them extensively. A common situation involved $\lim_{x \rightarrow c} f(x)$, where $f(c)$ was undefined because of a zero denominator. You learned to overcome this by algebraically canceling the offending part of the denominator.

Example 13.6 Find $\lim_{x \rightarrow 1} \frac{\frac{1}{x} - 1}{1 - x}$.

Here x approaches 1, but simply plugging in $x = 1$ gives $\frac{\frac{1}{1} - 1}{1 - 1} = \frac{0}{0}$ (undefined). So we apply whatever algebra is needed to cancel the denominator $1 - x$, and follow this with limit laws:

$$\begin{aligned} \lim_{x \rightarrow 1} \frac{\frac{1}{x} - 1}{1 - x} &= \lim_{x \rightarrow 1} \frac{\frac{1}{x} - 1}{1 - x} \cdot \frac{x}{x} && \text{(multiply quotient by } 1 = \frac{x}{x} \text{)} \\ &= \lim_{x \rightarrow 1} \frac{(1 - x)}{(1 - x)x} && \text{(distribute } x \text{ on top)} \\ &= \lim_{x \rightarrow 1} \frac{1}{x} && \text{(cancel the } (1 - x) \text{)} \\ &= \frac{\lim_{x \rightarrow 1} 1}{\lim_{x \rightarrow 1} x} = \frac{1}{1} = 1. && \text{(apply limit laws)} \end{aligned}$$

Exercises for Section 13.4

- Given two or more functions f_1, f_2, \dots, f_n , suppose that $\lim_{x \rightarrow c} f_i(x)$ exists for each $1 \leq i \leq n$. Prove that $\lim_{x \rightarrow c} (f_1(x) + f_2(x) + \dots + f_n(x)) = \lim_{x \rightarrow c} f_1(x) + \lim_{x \rightarrow c} f_2(x) + \dots + \lim_{x \rightarrow c} f_n(x)$. Use induction on n , with Theorem 13.5 serving as the base case.
- Given two or more functions f_1, f_2, \dots, f_n , suppose that $\lim_{x \rightarrow c} f_i(x)$ exists for each $1 \leq i \leq n$. Prove that $\lim_{x \rightarrow c} (f_1(x)f_2(x)\cdots f_n(x)) = \left(\lim_{x \rightarrow c} f_1(x)\right) \cdot \left(\lim_{x \rightarrow c} f_2(x)\right) \cdots \left(\lim_{x \rightarrow c} f_n(x)\right)$. Use induction on n , with Theorem 13.7 serving as the base case.
- Use the previous two exercises and the constant multiple rule (Theorem 13.4) to prove that if $f(x)$ is a polynomial, then $\lim_{x \rightarrow c} f(x) = f(c)$ for any $c \in \mathbb{R}$.
- Use Exercise 3 with a limit law to prove that if $\frac{f(x)}{g(x)}$ is a rational function (a polynomial divided by a polynomial), and $g(c) \neq 0$, then $\lim_{x \rightarrow c} \frac{f(x)}{g(x)} = \frac{f(c)}{g(c)}$.
- Use Definition 13.2 to prove that limits are unique in the sense that if $\lim_{x \rightarrow c} f(x) = L$ and $\lim_{x \rightarrow c} f(x) = M$, then $L = M$.
- Prove the *squeeze theorem*: Suppose $g(x) \leq f(x) \leq h(x)$ for all $x \in \mathbb{R}$ satisfying $0 < |x - c| < \delta$ for some $\delta > 0$. If $\lim_{x \rightarrow c} g(x) = L = \lim_{x \rightarrow c} h(x)$, then $\lim_{x \rightarrow c} f(x) = L$.

13.5 Continuity and Derivatives

A major purpose of limits is that they can give information about how a function behaves near a “bad point” $x = c$. Even if $f(c)$ is not defined, it may be that $\lim_{x \rightarrow c} f(x) = L$, for some number L . In this event we know that $f(x)$ becomes ever closer to L as x approaches the forbidden c .

Of course not every value $x = c$ is a “bad point.” It could be that $f(c)$ is defined, and, moreover, $\lim_{x \rightarrow c} f(x) = f(c)$. If this is the case for every c in the domain of $f(x)$, then we say that f is *continuous*. Issues concerning whether or not f is continuous are called issues of *continuity*.

In a first course in calculus it is easy to overlook the huge importance of continuity. And happily, we can (in a first course) almost ignore it. But in fact, the theoretical foundation of calculus rests on continuity. Roughly speaking, there are countless theorems having the form

If f is continuous, then f has some significant property.

Continuity allows us to draw certain important conclusions about a function. Here is its definition.

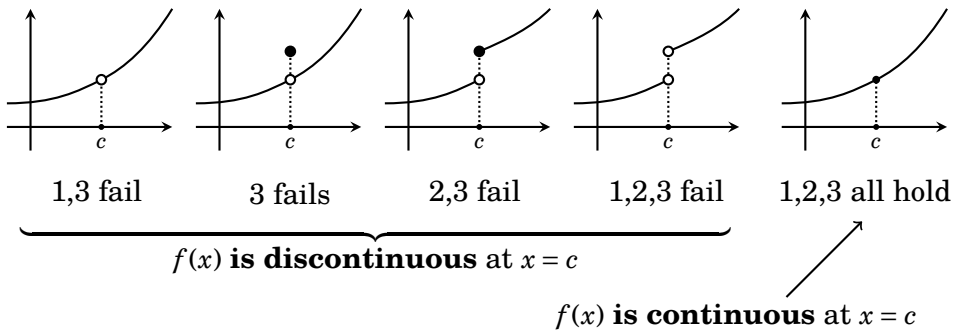
Definition 13.3 A function $f(x)$ is **continuous** at $x = c$ if $\lim_{x \rightarrow c} f(x) = f(c)$.

Note that this means *all* of the following three conditions must be met:

1. $f(c)$ is defined,
2. $\lim_{x \rightarrow c} f(x)$ exists,
3. $\lim_{x \rightarrow c} f(x) = f(c)$.

If one or more of these conditions fail, then $f(x)$ is **discontinuous** at c .

To illustrate this definition, five functions $f(x)$ are graphed below. Only the function on the far right is continuous at $x = c$.



Most familiar functions are continuous at each point $x = c$ in their domain. For instance, exercises 3 and 4 in the previous section imply that polynomials and rational functions are continuous at any number c in their domains.

One application of continuity is a limit law for composition. The previous section might prompt us to conjecture that $\lim_{x \rightarrow c} f(g(x)) = f\left(\lim_{x \rightarrow c} g(x)\right)$. However, this does not hold without an assumption of continuity.

Theorem 13.9 (Composition rule)

If $\lim_{x \rightarrow c} g(x) = L$ and f is continuous at $x = L$, then $\lim_{x \rightarrow c} f(g(x)) = f\left(\lim_{x \rightarrow c} g(x)\right)$.

Proof. Suppose $\lim_{x \rightarrow c} g(x) = L$ and f is continuous at $x = L$. We need to show $\lim_{x \rightarrow c} f(g(x)) = f(L)$. According to Definition 13.2, for any $\varepsilon > 0$ we must show there is a corresponding $\delta > 0$ for which $0 < |x - c| < \delta$ implies $|f(g(x)) - L| < \varepsilon$.

So let $\varepsilon > 0$. As f is continuous at L , Definition 13.3 yields $\lim_{x \rightarrow L} f(x) = f(L)$. From this, we know there is a real number $\delta' > 0$ for which

$$|x - L| < \delta' \text{ implies } |f(x) - f(L)| < \varepsilon. \quad (\text{A})$$

But also, from $\lim_{x \rightarrow c} g(x) = L$, we know that there is a real number $\delta > 0$ for which $0 < |x - c| < \delta$ implies $|g(x) - L| < \delta'$.

If $0 < |x - c| < \delta$, then we have $|g(x) - L| < \delta'$, and from this (A) yields $|f(g(x)) - f(L)| < \varepsilon$. Thus $\lim_{x \rightarrow c} f(g(x)) = f(L)$, and the proof is complete. ■

In calculus you learned that the **derivative** of a real-valued function f is another function f' for which $f'(c)$ is defined as

$$f'(c) = \lim_{x \rightarrow c} \frac{f(x) - f(c)}{x - c},$$

provided the limit exists (in which case we say f is **differentiable** at c).

You may recall that differentiability implies continuity.

Theorem 13.10 If f is differentiable at c , then f is continuous at c .

Proof. Suppose f is differentiable at c , so $\lim_{x \rightarrow c} \frac{f(x) - f(c)}{x - c} = f'(c)$. Write $f(x)$ as

$$f(x) = \frac{f(x) - f(c)}{x - c}(x - c) + f(c).$$

Taking limits of both sides and using limit laws,

$$\lim_{x \rightarrow c} f(x) = \left(\lim_{x \rightarrow c} \frac{f(x) - f(c)}{x - c} \right) \cdot \left(\lim_{x \rightarrow c} (x - c) \right) + \lim_{x \rightarrow c} f(c) = f'(c) \cdot 0 + f(c) = f(c).$$

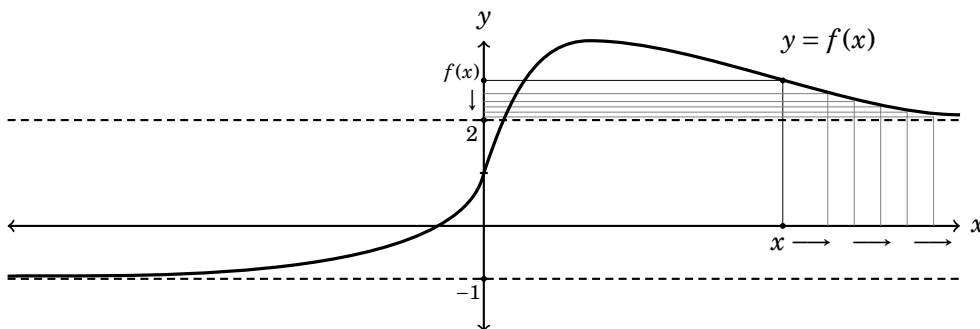
Thus $\lim_{x \rightarrow c} f(x) = f(c)$, which means f is continuous at c . ■

Exercises for Section 13.5

1. Prove that the function $f(x) = \sqrt{x}$ is continuous at any number $c > 0$. Deduce that $\lim_{x \rightarrow c} \sqrt{g(x)} = \sqrt{\lim_{x \rightarrow c} g(x)}$, provided $\lim_{x \rightarrow c} g(x)$ exists and is greater than zero.
2. Show that the condition of continuity in Theorem 13.9 is necessary by finding functions f and g for which $\lim_{x \rightarrow c} g(x) = L$, and f is *not* continuous at $x = L$, and $\lim_{x \rightarrow c} f(g(x)) \neq f(\lim_{x \rightarrow c} g(x))$.

13.6 Limits at Infinity

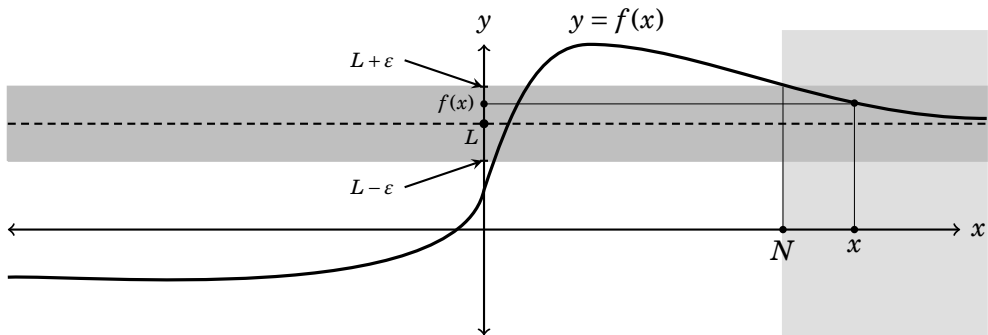
For some functions $f(x)$, limits such as $\lim_{x \rightarrow \infty} f(x)$ and $\lim_{x \rightarrow -\infty} f(x)$ make sense. Consider the function graphed below. As x moves to the right (towards positive infinity) the corresponding $f(x)$ value approaches 2. We express this in symbols as $\lim_{x \rightarrow \infty} f(x) = 2$. Such a limit is called a *limit at infinity*, which is a bit of a misnomer because x is never “at” infinity, just moving toward it.



The graph squeezes in on the dashed horizontal line $y = 2$ as x moves to ∞ . This line is called a **horizontal asymptote** of the function $f(x)$. It is not a part of the graph, but it helps us visualize the behavior of $f(x)$ as x grows.

Also, in this picture, as x moves to the left (toward negative infinity), the corresponding value $f(x)$ approaches -1 . We express this in symbols as $\lim_{x \rightarrow -\infty} f(x) = -1$. The horizontal line $y = -1$ is a second horizontal asymptote of this function $f(x)$.

In general, $\lim_{x \rightarrow \infty} f(x) = L$ means that $f(x)$ is arbitrarily close to L , provided that x is sufficiently large (i.e., “provided that x is sufficiently close to ∞ ”). In other words, given any $\varepsilon > 0$, there is a number $N > 0$ (possibly quite large) such that $x > N$ implies $|f(x) - L| < \varepsilon$. This is illustrated below.



Analogously, for x approaching $-\infty$, we say $\lim_{x \rightarrow -\infty} f(x) = L$ means that $f(x)$ is arbitrarily close to L , provided x is a sufficiently close to $-\infty$. In other words, given any $\varepsilon > 0$, there is a number $N < 0$ such that $x < N$ implies $|f(x) - L| < \varepsilon$. Here is a summary of these ideas.

Definition 13.4 (Limits at Infinity)

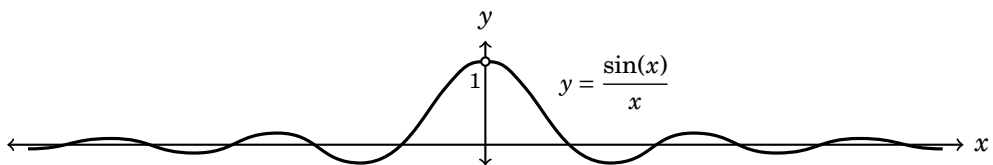
1. The statement $\lim_{x \rightarrow \infty} f(x) = L$ means that for any real $\varepsilon > 0$, there is a number $N > 0$ for which $x > N$ implies $|f(x) - L| < \varepsilon$.
2. The statement $\lim_{x \rightarrow -\infty} f(x) = L$ means that for any real $\varepsilon > 0$, there is a number $N < 0$ for which $x < N$ implies $|f(x) - L| < \varepsilon$.

Example 13.7 Investigate $\lim_{x \rightarrow \infty} \frac{\sin(x)}{x}$.

For any $x \in \mathbb{R}$, we know that $-1 \leq \sin(x) \leq 1$. Consequently we would expect $\frac{\sin(x)}{x}$ to be very small when x is large, that is, we expect $\lim_{x \rightarrow \infty} \frac{\sin(x)}{x} = 0$.

Let us use Definition 13.4 to prove this. Given $\varepsilon > 0$, put $N = \frac{1}{\varepsilon}$. If $x > N$, then $x > \frac{1}{\varepsilon}$, so $\frac{1}{x} < \varepsilon$, and hence $-\varepsilon < \frac{1}{x} \sin(x) < \varepsilon$, meaning $|\frac{\sin(x)}{x}| < \varepsilon$.

In summary, given $\varepsilon > 0$, there is an $N > 0$ for which $x > N$ implies $|\frac{\sin(x)}{x} - 0| < \varepsilon$. By Definition 13.4, $\lim_{x \rightarrow \infty} \frac{\sin(x)}{x} = 0$.



In a similar manner we can prove $\lim_{x \rightarrow -\infty} \frac{\sin(x)}{x} = 0$. Thus the x -axis $y = 0$ is a horizontal asymptote to $\frac{\sin(x)}{x}$, as illustrated above.

Of course, not every limit at infinity will exist. Consider $\lim_{x \rightarrow \infty} x^2$. As x goes to infinity, the quantity x^2 approaches infinity too. Common sense says the limit does not exist because x^2 eventually exceeds any finite number L . But it's good practice to prove this common-sensical statement.

Suppose for the sake of contradiction that $\lim_{x \rightarrow \infty} x^2 = L$ for some $L \in \mathbb{R}$. Let $\varepsilon = 1$, and apply Definition 13.4 to get a number N for which $x > N$ implies $|x^2 - L| < 1$. The inequality (13.3) yields $|x^2| - |L| = |x^2| - | -L| \leq |x^2 + (-L)| = |x^2 - L| < 1$. In other words, $x^2 - |L| < 1$, or $x^2 < 1 + |L|$ for all $x > N$. But this is false for those x that are bigger than both N and $1 + |L|$, a contradiction.

Even though $\lim_{x \rightarrow \infty} x^2$ does not exist, we allow the notation $\lim_{x \rightarrow \infty} x^2 = \infty$ to indicate that x^2 grows without bound as x goes to infinity. In general, $\lim_{x \rightarrow \infty} f(x) = \infty$ means that $f(x)$ eventually exceeds any number L :

1. $\lim_{x \rightarrow \infty} f(x) = \infty$ means that for any real number L , there is a positive N for which $x > N$ implies $f(x) > L$.
2. $\lim_{x \rightarrow \infty} f(x) = -\infty$ means that for any real number L , there is a positive N for which $x > N$ implies $f(x) < L$.

Limits of the form $\lim_{x \rightarrow \infty} f(x) = \pm\infty$ play a small role in the next section.

Exercises for Section 13.6

Use Definition 13.4 to prove the following results. (Where appropriate, you may wish to adapt the corresponding proofs from Section 13.4.)

1. $\lim_{x \rightarrow \infty} \frac{1}{x^n} = 0$ if $n \in \mathbb{N}$. 2. $\lim_{x \rightarrow \infty} \frac{3x+2}{2x-1} = \frac{3}{2}$. 3. If $a \in \mathbb{R}$, then $\lim_{x \rightarrow \infty} a = a$.
4. If $\lim_{x \rightarrow \infty} f(x)$ exists, and $a \in \mathbb{R}$, then $\lim_{x \rightarrow \infty} af(x) = a \lim_{x \rightarrow \infty} f(x)$.
5. If both $\lim_{x \rightarrow \infty} f(x)$ and $\lim_{x \rightarrow \infty} g(x)$ exist, then $\lim_{x \rightarrow \infty} (f(x) + g(x)) = \lim_{x \rightarrow \infty} f(x) + \lim_{x \rightarrow \infty} g(x)$.
6. If both $\lim_{x \rightarrow \infty} f(x)$ and $\lim_{x \rightarrow \infty} g(x)$ exist, then $\lim_{x \rightarrow \infty} f(x)g(x) = \left(\lim_{x \rightarrow \infty} f(x)\right) \cdot \left(\lim_{x \rightarrow \infty} g(x)\right)$.
7. If both $\lim_{x \rightarrow \infty} f(x)$ and $\lim_{x \rightarrow \infty} g(x)$ exist, then $\lim_{x \rightarrow \infty} (f(x) - g(x)) = \lim_{x \rightarrow \infty} f(x) - \lim_{x \rightarrow \infty} g(x)$.
8. If both $\lim_{x \rightarrow \infty} f(x)$ and $\lim_{x \rightarrow \infty} g(x)$ exist, and $\lim_{x \rightarrow \infty} g(x) \neq 0$, then $\lim_{x \rightarrow \infty} \frac{f(x)}{g(x)} = \frac{\lim_{x \rightarrow \infty} f(x)}{\lim_{x \rightarrow \infty} g(x)}$.
9. If $\lim_{x \rightarrow \infty} g(x) = L$ and f is continuous at $x = L$, then $\lim_{x \rightarrow \infty} f(g(x)) = f\left(\lim_{x \rightarrow \infty} g(x)\right)$.
10. Prove that $\lim_{x \rightarrow \infty} \sin(x)$ does not exist.

13.7 Sequences

Our final two sections treat sequences and series, topics usually covered in a second semester of calculus.

Recall that a **sequence** is an infinitely long list of real numbers

$$a_1, a_2, a_3, a_4, a_5, \dots$$

The number a_1 is called the *first term*, a_2 is the *second term*, a_3 is the *third term*, and so on. For example, the sequence

$$2, \frac{3}{4}, \frac{4}{9}, \frac{5}{16}, \frac{6}{25}, \frac{7}{36}, \dots$$

has n th term $a_n = \frac{n+1}{n^2}$. The n th term is sometimes called the **general term**.

We can define a sequence by giving a formula for its general term. The sequence with general term $a_n = \frac{(-1)^{n+1}(n+1)}{n}$ is

$$2, -\frac{3}{2}, \frac{4}{3}, -\frac{5}{4}, \frac{6}{5}, -\frac{7}{5}, \dots$$

We denote a sequence with n th term a_n as $\{a_n\}$. For example, the three sequences displayed above are denoted compactly as $\{a_n\}$ and $\{\frac{n+1}{n^2}\}$ and $\{\frac{(-1)^{n+1}(n+1)}{n}\}$, respectively. In this manner, the sequence $\{n^2 + 1\}$ is

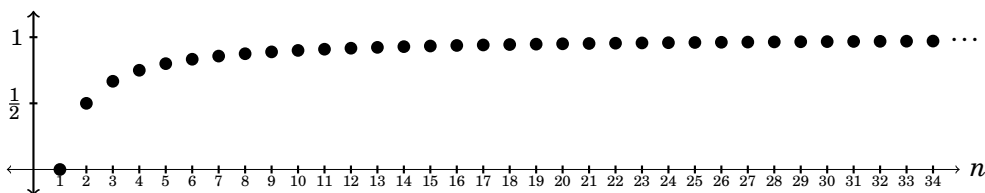
$$2, 5, 10, 17, 26, 37, \dots$$

Sometimes we define a sequence by writing down its first several terms, with the agreement that the general term is implied by the number pattern. For instance, the sequence

$$1, 4, 9, 16, 25, \dots$$

is understood to be $\{n^2\}$ because n^2 is the most obvious formula that matches the first six terms. But be alert to the fact that a finite number of terms can *never* completely and unambiguously specify an infinite sequence. For all we know, the n th term of $1, 4, 9, 16, 25, \dots$ might not be $a_n = n^2$, but actually $a_n = n^2 + (n-1)(n-2)(n-3)(n-4)(n-5)$. This agrees with the first five listed terms, but the sixth term is $a_6 = 156$, not the expected $a_6 = 36$.

A sequence $\{a_n\}$ can be regarded as a function $f: \mathbb{N} \rightarrow \mathbb{R}$, where $f(n) = a_n$. For example, the sequence $\{1 - \frac{1}{n}\}$ is the function $f(n) = 1 - \frac{1}{n}$. In this sense we can graph a sequence; but the graph looks like a string of beads rather than a curve, because the domain is \mathbb{N} , not \mathbb{R} . Here is the graph of $\{1 - \frac{1}{n}\}$.



Roughly speaking, we say a sequence $\{a_n\}$ *converges* to a number L if the numbers a_n get closer and closer to L as n gets bigger and bigger.

For example, the sequence $\{1 - \frac{1}{n}\}$ from the previous page converges to $L = 1$, because as n gets big, the number $1 - \frac{1}{n}$ approaches 1.

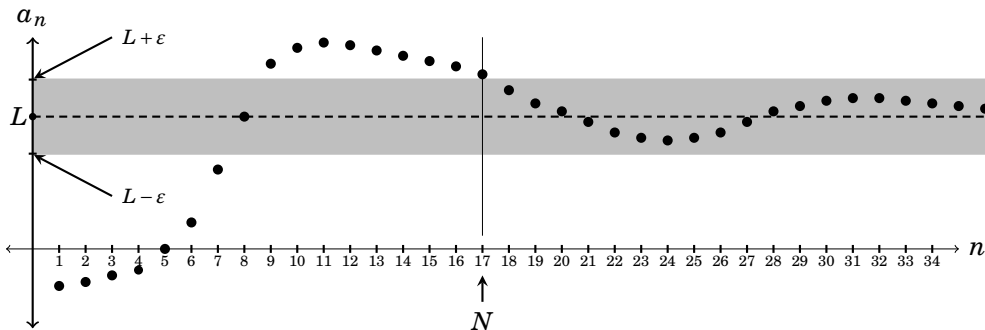
In general, proving facts about convergence requires a precise definition. For this, we can adapt the definition of a limit at infinity from Section 13.6. The sequence $\{a_n\}$ converges to L if a_n can be made arbitrarily close to L by choosing n sufficiently large. Here is the exact definition.

Definition 13.5 A sequence $\{a_n\}$ **converges** to a number $L \in \mathbb{R}$ provided that for any $\varepsilon > 0$ there is an $N \in \mathbb{N}$ for which $n > N$ implies $|a_n - L| < \varepsilon$.

If $\{a_n\}$ converges to L , we denote this state of affairs as $\lim_{n \rightarrow \infty} a_n = L$.

If $\{a_n\}$ does not converge to any number L , then we say it **diverges**.

Definition 13.5 is illustrated below. For any $\varepsilon > 0$ (no matter how small), there is an integer N for which the terms a_n of the sequence lie between $L - \varepsilon$ and $L + \varepsilon$ provided $n > N$. Smaller values of ε require larger values of N . But no matter how small ε is, there is a (possibly quite large) number N for which a_n is within ε units from L when $n > N$.



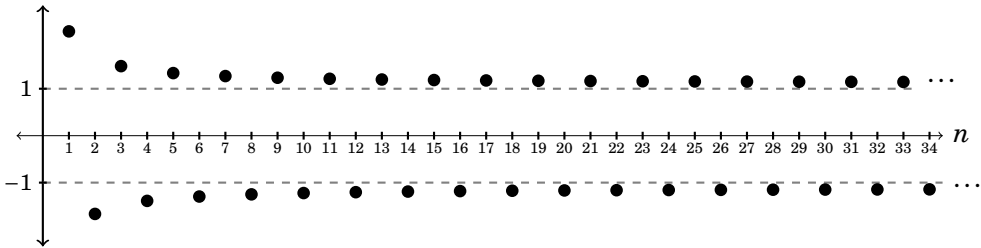
For our first example, let's return to the sequence $\{1 - \frac{1}{n}\}$, which is graphed on the previous page (page 261). Notice that as n gets large, $\frac{1}{n}$ approaches 0, and $1 - \frac{1}{n}$ approaches 1. So we can see that the sequence converges to 1. But let's prove this, in order to illustrate Definition 13.5.

Example 13.8 Prove that the sequence $\{1 - \frac{1}{n}\}$ converges to 1.

Proof. Suppose $\varepsilon > 0$. Choose an integer $N > \frac{1}{\varepsilon}$, so that $\frac{1}{N} < \varepsilon$. Then if $n > N$ we have $|a_n - 1| = |(1 - \frac{1}{n}) - 1| = \frac{1}{n} < \frac{1}{N} < \varepsilon$. By Definition 13.5 the sequence $\{1 - \frac{1}{n}\}$ converges to 1. ■

Example 13.9 Investigate the sequence $\left\{\frac{(-1)^{n+1}(n+1)}{n}\right\}$.

The first few terms of this sequence are $2, -\frac{3}{2}, \frac{4}{3}, -\frac{5}{4}, \frac{6}{5}, -\frac{7}{6}, \dots$. The terms alternate between positive and negative, with the odd terms positive and the even terms negative. Here is a graph of the sequence.



The picture suggests that as n increases, the terms bounce back and forth between values that are alternately close to 1 and -1 . This is also evident by inspection of the general term $a_n = \frac{(-1)^{n+1}(n+1)}{n}$, because $\frac{n+1}{n}$ approaches 1 as n grows toward infinity, while the power of -1 alternates the sign. Because the general term does not approach any single number, it appears that this sequence diverges. Now let's set out to prove this. Our proof formalizes the idea that if the sequence *did* converge to a number L , then L would have to be within ε units of *both* -1 and 1 , and this is impossible if $\varepsilon < 1$.

Proof. Suppose for the sake of contradiction that the sequence $\left\{\frac{(-1)^{n+1}(n+1)}{n}\right\}$ converges to a real number L . Let $\varepsilon = 1$. By Definition 13.5 there is an $N \in \mathbb{N}$ for which $n > N$ implies $\left|\frac{(-1)^{n+1}(n+1)}{n} - L\right| < 1$.

If n is odd, then the n th term of the sequence is $a_n = \frac{(-1)^{n+1}(n+1)}{n} = \frac{n+1}{n} > 1$. For n even, the n th term of the sequence is $a_n = \frac{(-1)^{n+1}(n+1)}{n} = -\frac{n+1}{n} < -1$. Take an odd number $m > N$ and an even number $n > N$. The above three lines yield

$$\begin{aligned} 2 = 1 - (-1) &< a_m - a_n && \text{(because } 1 < a_m \text{ and } 1 < -a_n) \\ &= |a_m - a_n| && \text{(} a_m - a_n \text{ is positive)} \\ &= |(a_m - L) - (a_n - L)| && \text{(add } 0 = L - L \text{ to } a_m - a_n) \\ &\leq |a_m - L| + |a_n - L| && \text{(using } |x - y| < |x| + |y|) \\ &< 1 + 1 = 2. && \text{(because } |a_n - L| < 1 \text{ when } n > N) \end{aligned}$$

Thus $2 < 2$, which is a contradiction. Consequently the series diverges. ■

For another example of a sequence that diverges, consider $1, 4, 9, 16, 25, \dots$ whose n th term is $a_n = n^2$. Clearly this diverges, because $\lim_{n \rightarrow \infty} n^2 = \infty$, which is not a number. In such a case we say that the sequence *diverges to ∞* .

Definition 13.6 (Divergence to infinity)

1. We say a sequence $\{a_n\}$ **diverges to ∞** if $\lim_{n \rightarrow \infty} a_n = \infty$. This means that for any $L > 0$, there is a positive N for which $n > N$ implies $a_n > L$.
2. We say a sequence $\{a_n\}$ **diverges to $-\infty$** if $\lim_{n \rightarrow \infty} a_n = -\infty$. This means that for any $L < 0$, there is a positive N for which $n > N$ implies $a_n < L$.

This definition spells out a condition called *divergence to ∞* . But we haven't yet proved that a sequence meeting this condition actually diverges in the sense of Definition 13.5. Exercise 7 below asks you to do this.

Exercises for Section 13.7

1. Prove that $\left\{\frac{2^n}{n!}\right\}$ converges to 0.
 2. Prove that $\left\{5 + \frac{2}{n^2}\right\}$ converges to 5.
 3. Prove that $\left\{\frac{2n^2+1}{3n-1}\right\}$ diverges to ∞ .
 4. Prove that $\left\{1 - \frac{1}{2^n}\right\}$ converges to 1.
 5. Prove that $\left\{\frac{2n+1}{3n-1}\right\}$ converges to $\frac{2}{3}$.
 6. Prove that $\left\{\frac{5n^2+n+1}{4n^2+2}\right\}$ converges to $\frac{5}{4}$.
 7. Prove that if a sequence diverges to infinity, then it diverges.
 8. Prove that the **constant sequence** c, c, c, c, \dots converges to c , for any $c \in \mathbb{R}$.
 9. Prove that if $\{a_n\}$ converges to L , and $c \in \mathbb{R}$, then the sequence $\{ca_n\}$ converges to cL .
 10. Prove that if $\{a_n\}$ converges to L and $\{b_n\}$ converges to M , then the sequence $\{a_n + b_n\}$ converges to $L + M$.
 11. Prove that if $\{a_n\}$ converges to L and $\{b_n\}$ converges to M , then the sequence $\{a_n b_n\}$ converges to LM .
 12. Prove that if $\{a_n\}$ converges to L and $\{b_n\}$ converges to $M \neq 0$, then the sequence $\left\{\frac{a_n}{b_n}\right\}$ converges to $\frac{L}{M}$. (You may assume $b_n \neq 0$ for each $n \in \mathbb{N}$.)
 13. For any sequence $\{a_n\}$, there is a corresponding sequence $\{|a_n|\}$. Prove that if $\{|a_n|\}$ converges to 0, then $\{a_n\}$ converges to 0. Give an example of a sequence $\{a_n\}$ for which $\{|a_n|\}$ converges to a number $L \neq 0$, but $\{a_n\}$ diverges.
 14. Suppose that $\{a_n\}$, $\{b_n\}$, and $\{c_n\}$ are sequences for which $a_n \leq b_n \leq c_n$ for all sufficiently large n . (That is, $a_n \leq b_n \leq c_n$ for all $n > M$ for some integer M .) Prove that if $\{a_n\}$ and $\{c_n\}$ converge to L , then $\{b_n\}$ also converges to L .
-

13.8 Series

You may recall from your calculus course that there is a big difference between a *sequence* and a *series*.

A **sequence** is an infinite list $a_1, a_2, a_3, a_4, a_5, a_6, \dots$.

But a **series** is an infinite *sum* $a_1 + a_2 + a_3 + a_4 + a_5 + a_6 + \dots$.

We use the notation $\{a_n\}$ to denote the sequence $a_1, a_2, a_3, a_4, \dots$, but we use sigma notation to denote a series:

$$\sum_{k=1}^{\infty} a_k = a_1 + a_2 + a_3 + a_4 + a_5 + a_6 + \dots$$

For example,

$$\sum_{k=1}^{\infty} \frac{1}{2^k} = \frac{1}{2} + \frac{1}{4} + \frac{1}{8} + \frac{1}{16} + \frac{1}{32} + \frac{1}{64} + \dots$$

You may have a sense that this series should sum to 1, whereas

$$\sum_{k=1}^{\infty} \frac{k+1}{k} = \frac{2}{1} + \frac{3}{2} + \frac{4}{3} + \frac{5}{4} + \frac{6}{5} + \frac{7}{6} + \dots$$

equals ∞ because every fraction in the infinite sum is greater than 1.

Series are significant in calculus because many complex functions can be expressed as series involving terms built from simple algebraic operations. For example, your calculus course may have developed the *Maclaurin series* for various functions, such as

$$\cos(x) = \sum_{k=0}^{\infty} \frac{(-1)^k}{(2k)!} x^{2k} = 1 - \frac{x^2}{2!} + \frac{x^4}{4!} - \frac{x^6}{6!} + \frac{x^8}{8!} - \frac{x^{10}}{10!} + \dots$$

But before we make any progress with series, it is essential that we clearly specify what it means to add up infinitely many numbers. We need to understand the situations in which this does and does not make sense.

The key to codifying whether or not a series

$$\sum_{k=1}^{\infty} a_k = a_1 + a_2 + a_3 + a_4 + a_5 + a_6 + a_7 + a_8 + a_9 \dots$$

adds up to a finite number is to terminate it at an arbitrary n th term:

$$\sum_{k=1}^n a_k = a_1 + a_2 + a_3 + a_4 + a_5 + a_6 + \dots + a_n.$$

This is sum called the n th **partial sum** of the series, and is denoted as s_n .

The series has a partial sum s_n for each positive integer n :

$$\begin{aligned} s_1 &= a_1 \\ s_2 &= a_1 + a_2 \\ s_3 &= a_1 + a_2 + a_3 \\ s_4 &= a_1 + a_2 + a_3 + a_4 \\ s_5 &= a_1 + a_2 + a_3 + a_4 + a_5 \\ &\vdots \\ s_n &= a_1 + a_2 + a_3 + a_4 + a_5 + \cdots + a_n = \sum_{k=1}^n a_k. \\ &\vdots \end{aligned}$$

If indeed the infinite sum $S = \sum_{k=1}^{\infty} a_k$ makes sense, then we expect that the partial sum $s_n = \sum_{k=1}^n a_k$ is a very good approximation to S when n is large. Moreover, the larger n gets, the closer s_n should be to S . In other words, the sequence $s_1, s_2, s_3, s_4, s_5, \dots$ of partial sums should converge to S . This leads to our main definition. We say that an infinite series *converges* if its sequence of partial sums converges.

Definition 13.7 A series $\sum_{k=1}^{\infty} a_k$ **converges** to a real number S if its sequence of partial sums $\{s_n\}$ converges to S . In this case we say $\sum_{k=1}^{\infty} a_k = S$.

We say $\sum_{k=1}^{\infty} a_k$ **diverges** if the sequence $\{s_n\}$ diverges. In this case $\sum_{k=1}^{\infty} a_k$ does not make sense as a sum or does not sum to a finite number.

Example 13.10 Prove that $\sum_{k=1}^{\infty} \frac{1}{2^k} = 1$.

Proof. Consider the partial sum $s_n = \frac{1}{2^1} + \frac{1}{2^2} + \frac{1}{2^3} + \cdots + \frac{1}{2^n}$. We can get a neat formula for s_n by noting $s_n = 2s_n - s_n$. Then simplify and cancel like terms:

$$\begin{aligned} s_n &= 2s_n - s_n = 2\left(\frac{1}{2^1} + \frac{1}{2^2} + \frac{1}{2^3} + \cdots + \frac{1}{2^{n-1}} + \frac{1}{2^n}\right) - \left(\frac{1}{2^1} + \frac{1}{2^2} + \frac{1}{2^3} + \cdots + \frac{1}{2^{n-1}} + \frac{1}{2^n}\right) \\ &= \left(\frac{2}{2^1} + \frac{2}{2^2} + \frac{2}{2^3} + \cdots + \frac{2}{2^{n-1}} + \frac{2}{2^n}\right) - \left(\frac{1}{2^1} + \frac{1}{2^2} + \frac{1}{2^3} + \cdots + \frac{1}{2^{n-1}} + \frac{1}{2^n}\right) \\ &= \left(1 + \frac{1}{2^1} + \frac{1}{2^2} + \cdots + \frac{1}{2^{n-2}} + \frac{1}{2^{n-1}}\right) - \left(\frac{1}{2^1} + \frac{1}{2^2} + \frac{1}{2^3} + \cdots + \frac{1}{2^{n-1}} + \frac{1}{2^n}\right) = 1 - \frac{1}{2^n}. \end{aligned}$$

Thus $s_n = 1 - \frac{1}{2^n}$, so the sequence of partial sums is $\{s_n\} = \{1 - \frac{1}{2^n}\}$, which converges to 1 by Exercise 13.7.4. Definition 13.7 yields $\sum_{k=1}^{\infty} \frac{1}{2^k} = 1$. ■

Despite the previous example, in practice definitions 13.7 and 13.5 are rarely used to prove that a particular sequence or series converges to a particular number. Instead we tend to use a multitude of convergence tests that are covered in a typical calculus course. Examples of such tests include the *comparison test*, the *ratio test*, the *root test* and the *alternating series test*. You learned how to use these tests and techniques in your calculus course, though that course may not have actually *proved* that the tests were valid. The point of our present discussion is that definitions 13.7 and 13.5 can be used to prove the tests. To underscore this point, this section's exercises ask you to prove several convergence tests.

By way of illustration, we close with a proof of a theorem that leads to a test for divergence.

Theorem 13.11 If $\sum_{k=1}^{\infty} a_k$ converges, then the sequence $\{a_n\}$ converges to 0.

Proof. We use direct proof. Suppose $\sum_{k=1}^{\infty} a_k$ converges, and say $\sum_{k=1}^{\infty} a_k = S$. Then by Definition 13.7, the sequence of partial sums $\{s_n\}$ converges to S . From this, Definition 13.5 says that for any $\varepsilon > 0$ there is an $N \in \mathbb{N}$ for which $n > N$ implies $|s_n - S| < \varepsilon$. Thus also $n - 1 > N$ implies $|s_{n-1} - S| < \varepsilon$.

We need to show that $\{a_n\}$ converges to 0. So take $\varepsilon > 0$. By the previous paragraph, there is an $N' \in \mathbb{N}$ for which $n > N'$ implies $|s_n - S| < \frac{\varepsilon}{2}$ and $|s_{n-1} - S| < \frac{\varepsilon}{2}$. Notice that $a_n = s_n - s_{n-1}$ for any $n > 2$. So if $n > N'$ we have

$$\begin{aligned} |a_n - 0| &= |s_n - s_{n-1}| = |(s_n - S) - (s_{n-1} - S)| \\ &\leq |s_n - S| + |s_{n-1} - S| < \frac{\varepsilon}{2} + \frac{\varepsilon}{2} = \varepsilon. \end{aligned}$$

Therefore, by Definition 13.5, the sequence $\{a_n\}$ converges to 0. ■

The contrapositive of this theorem is a convenient test for divergence:

Corollary 13.1 (Divergence test) If $\{a_n\}$ diverges, or if it converges to a non-zero number, then $\sum_{k=1}^{\infty} a_k$ diverges.

For example, according to the divergence test, the series $\sum_{k=1}^{\infty} (1 - \frac{1}{k})$ diverges, because the sequence $\{1 - \frac{1}{n}\}$ converges to 1. Also, $\sum_{k=1}^{\infty} \frac{(-1)^{k+1}(k+1)}{k}$ diverges because $\left\{\frac{(-1)^{n+1}(n+1)}{n}\right\}$ diverges. (See Example 13.9 on page 263.)

The divergence test gives only a criterion for deciding if a series diverges. It says nothing about convergence. If $\{a_n\}$ converges to 0, then $\sum_{k=1}^{\infty} a_k$ may

or may not converge, depending on the particular series. Certainly if $\sum_{k=1}^{\infty} a_k$ converges, then $\{a_n\}$ converges to 0, by Theorem 13.11. But $\{a_n\}$ converging to 0 does not necessarily mean that $\sum_{k=1}^{\infty} a_k$ converges. A significant example of this is the so-called **harmonic series**:

$$\sum_{k=1}^{\infty} \frac{1}{k} = 1 + \frac{1}{2} + \frac{1}{3} + \frac{1}{4} + \frac{1}{5} + \frac{1}{6} + \cdots.$$

According to Exercise 21 in Chapter 10, if we go out as far as 2^n terms, then the 2^n th partial sum satisfies

$$s_{2^n} = \frac{1}{1} + \frac{1}{2} + \frac{1}{3} + \frac{1}{4} + \cdots + \frac{1}{2^n - 1} + \frac{1}{2^n} \geq 1 + \frac{n}{2}.$$

Because $1 + \frac{n}{2}$ grows arbitrarily large as n increases, the sequence of partial sums diverges to ∞ . Consequently the harmonic series diverges.

Exercises for Section 13.8

Use Definition 13.7 (and Definition 13.5, as needed) to prove the following results. Solutions for these exercises are not included in the back of the book, for they can be found in most good calculus texts. In the exercises we abbreviate $\sum_{k=1}^{\infty} a_k$ as $\sum a_k$.

1. A *geometric series* is one having the form $a + ar + ar^2 + ar^3 \cdots$, where $a, r \in \mathbb{R}$. (The first term in the sum is a , and beyond that, the k th term is r times the previous term.) Prove that if $|r| < 1$, then the series converges to $\frac{a}{1-r}$. Also, if $a \neq 0$ and $|r| \geq 1$, then the series diverges. (If you need guidance, you may draw inspiration from Example 13.10, which concerns a geometric series with $a = r = \frac{1}{2}$.)
2. Prove the *comparison test*: Suppose $\sum a_k$ and $\sum b_k$ are series. If $0 \leq a_k \leq b_k$ for each k , and $\sum b_k$ converges, then $\sum a_k$ converges. Also, if $0 \leq b_k \leq a_k$ for each k , and $\sum b_k$ diverges, then $\sum a_k$ diverges.
3. Prove the *limit comparison test*: Suppose $\sum a_k$ and $\sum b_k$ are series for which $a_k, b_k > 0$ for each k . If $\lim_{n \rightarrow \infty} \frac{a_k}{b_k} = 0$ and $\sum b_k$ converges, then $\sum a_k$ converges. (Your proof may use any of the above exercises.)
4. Prove the *absolute convergence test*: Let $\sum a_k$ be a series. If $\sum |a_k|$ converges, then $\sum a_k$ converges. (Your proof may use any of the above exercises.)
5. Prove the *ratio test*: Given a series $\sum a_k$ with each a_k positive, if $\lim_{n \rightarrow \infty} \frac{a_{k+1}}{a_k} = L < 1$, then $\sum a_k$ converges. Also, if $L > 1$, then $\sum a_k$ diverges. (Your proof may use any of the above exercises.)

Cardinality of Sets

This chapter is all about cardinality of sets. At first this looks like a very simple concept. To find the cardinality of a set, just count its elements. If $A = \{a, b, c, d\}$, then $|A| = 4$; if $B = \{n \in \mathbb{Z} : -5 \leq n \leq 5\}$, then $|B| = 11$. In this case $|A| < |B|$. What could be simpler than that?

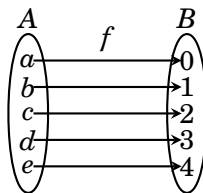
Actually, the idea of cardinality becomes quite subtle when the sets are infinite. The main point of this chapter is to explain how there are numerous different kinds of infinity, and some infinities are bigger than others. Two sets A and B can both have infinite cardinality, yet $|A| < |B|$.

14.1 Sets with Equal Cardinalities

We begin with a discussion of what it means for two sets to have the same cardinality. Up until this point we've said $|A| = |B|$ if A and B have the same number of elements: Count the elements of A , then count the elements of B . If you get the same number, then $|A| = |B|$.

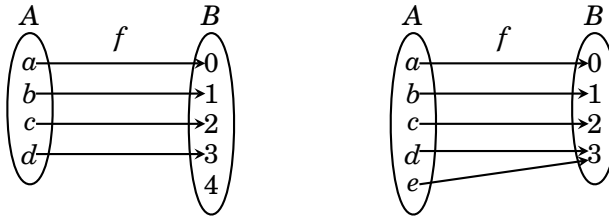
Although this is a fine strategy if the sets are finite (and not too big!), it doesn't apply to infinite sets because we'd never be done counting their elements. We need a new approach that applies to both finite and infinite sets. Here it is:

Definition 14.1 Two sets A and B have the **same cardinality**, written $|A| = |B|$, if there exists a bijective function $f : A \rightarrow B$. If no such bijective f exists, then the sets have **unequal cardinalities**, written $|A| \neq |B|$.



The above picture illustrates our definition. There is a bijective function $f : A \rightarrow B$, so $|A| = |B|$. The function f matches up A with B . Think of f as describing how to overlay A onto B so that they fit together perfectly.

On the other hand, if A and B are as indicated in either of the following figures, then there can be no bijection $f : A \rightarrow B$. (The best we can do is a function that is either injective or surjective, but not both.) Therefore the definition says $|A| \neq |B|$ in these cases.



Example 14.1 The sets $A = \{n \in \mathbb{Z} : 0 \leq n \leq 5\}$ and $B = \{n \in \mathbb{Z} : -5 \leq n \leq 0\}$ have the same cardinality because there is a bijective function $f : A \rightarrow B$ given by the rule $f(n) = -n$.

Several comments are in order. First, if $|A| = |B|$, there can be *lots* of bijective functions from A to B . We only need to find one of them in order to conclude $|A| = |B|$. Second, as bijective functions play such a big role here, we use the word **bijection** to mean *bijective function*. Thus the function $f(n) = -n$ from Example 14.1 is a bijection. Also, an injective function is called an **injection** and a surjective function is called a **surjection**.

We emphasize and reiterate that Definition 14.1 applies to finite as well as infinite sets. If A and B are infinite, then $|A| = |B|$ provided there exists a bijection $f : A \rightarrow B$. If no such bijection exists, then $|A| \neq |B|$.

Example 14.2 This example shows that $|\mathbb{N}| = |\mathbb{Z}|$. To see why this is true, notice that the following table describes a bijection $f : \mathbb{N} \rightarrow \mathbb{Z}$.

n	1	2	3	4	5	6	7	8	9	10	11	12	13	14	15	...
$f(n)$	0	1	-1	2	-2	3	-3	4	-4	5	-5	6	-6	7	-7	...

Notice that f is described in such a way that it is both injective and surjective. Every integer appears exactly once on the infinitely long second row. Thus, according to the table, given any $b \in \mathbb{Z}$ there is some natural number n with $f(n) = b$, so f is surjective. It is injective because the way the table is constructed forces $f(m) \neq f(n)$ whenever $m \neq n$. Because of this bijection $f : \mathbb{N} \rightarrow \mathbb{Z}$, we must conclude from Definition 14.1 that $|\mathbb{N}| = |\mathbb{Z}|$.

Example 14.2 may seem slightly unsettling. On one hand it makes sense that $|\mathbb{N}| = |\mathbb{Z}|$ because \mathbb{N} and \mathbb{Z} are both infinite, so their cardinalities are both “infinity.” On the other hand, \mathbb{Z} may seem twice as large as \mathbb{N} because \mathbb{Z}

has all the negative integers as well as the positive ones. Definition 14.1 settles the issue. Because the bijection $f : \mathbb{N} \rightarrow \mathbb{Z}$ matches up \mathbb{N} with \mathbb{Z} , it follows that $|\mathbb{N}| = |\mathbb{Z}|$. We summarize this with a theorem.

Theorem 14.1 There exists a bijection $f : \mathbb{N} \rightarrow \mathbb{Z}$. Therefore $|\mathbb{N}| = |\mathbb{Z}|$.

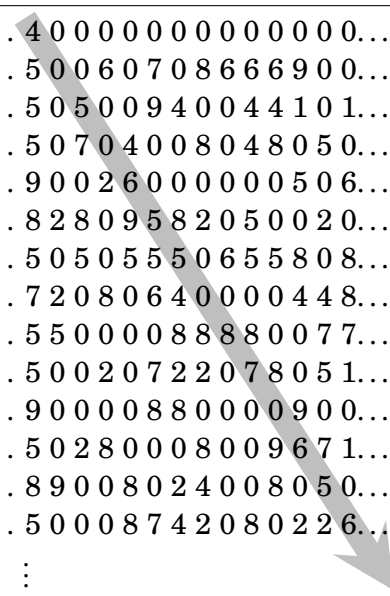
The fact that \mathbb{N} and \mathbb{Z} have the same cardinality might prompt us to compare the cardinalities of other infinite sets. How, for example, do \mathbb{N} and \mathbb{R} compare? Let’s turn our attention to this.

In fact, $|\mathbb{N}| \neq |\mathbb{R}|$. This was first recognized by Georg Cantor (1845–1918), who devised an ingenious argument to show that there are no surjective functions $f : \mathbb{N} \rightarrow \mathbb{R}$. (This in turn implies that there can be no bijections $f : \mathbb{N} \rightarrow \mathbb{R}$, so $|\mathbb{N}| \neq |\mathbb{R}|$ by Definition 14.1.)

We now describe Cantor’s argument for why there are no surjections $f : \mathbb{N} \rightarrow \mathbb{R}$. We will reason informally, rather than writing out an exact proof. Take any arbitrary function $f : \mathbb{N} \rightarrow \mathbb{R}$. Here’s why f can’t be surjective:

Imagine making a table for f , where values of n in \mathbb{N} are in the left-hand column and the corresponding values $f(n)$ are on the right. The first few entries might look something as follows. In this table, the real numbers $f(n)$ are written with all their decimal places trailing off to the right. Thus, even though $f(1)$ happens to be the real number 0.4, we write it as 0.40000000...., etc.

n	$f(n)$
1	0.4000000000000000...
2	8.50060708666900...
3	7.50500940044101...
4	5.50704008048050...
5	6.900260000000506...
6	6.82809582050020...
7	6.50505550655808...
8	8.720806400000448...
9	0.55000088880077...
10	0.50020722078051...
11	2.90000880000900...
12	6.50280008009671...
13	8.89008024008050...
14	8.50008742080226...
⋮	⋮



There is a diagonal shaded band in the table. For each $n \in \mathbb{N}$, this band covers the n^{th} decimal place of $f(n)$:

The 1st decimal place of $f(1)$ is the 1st entry on the diagonal.

The 2nd decimal place of $f(2)$ is the 2nd entry on the diagonal.

The 3rd decimal place of $f(3)$ is the 3rd entry on the diagonal.

The 4th decimal place of $f(4)$ is the 4th entry on the diagonal, etc.

The diagonal helps us construct a number $b \in \mathbb{R}$ that is unequal to any $f(n)$. Just let the n th decimal place of b differ from the n th entry of the diagonal. Then the n th decimal place of b differs from the n th decimal place of $f(n)$. In order to be definite, define b to be the positive number less than 1 whose n th decimal place is 0 if the n th decimal place of $f(n)$ does not equal 0, and whose n th decimal place is 1 if the n th decimal place of $f(n)$ equals 0. Thus, for the function f illustrated in the above table, we have

$$b = 0.01010001001000\dots$$

and b has been defined so that, for any $n \in \mathbb{N}$, its n th decimal place is unequal to the n th decimal place of $f(n)$. Therefore $f(n) \neq b$ for every natural number n , meaning f is not surjective.

Since this argument applies to *any* function $f : \mathbb{N} \rightarrow \mathbb{R}$ (not just the one in the above example) we conclude that there exist no bijections $f : \mathbb{N} \rightarrow \mathbb{R}$, so $|\mathbb{N}| \neq |\mathbb{R}|$ by Definition 14.1. We summarize this as a theorem.

Theorem 14.2 There exists no bijection $f : \mathbb{N} \rightarrow \mathbb{R}$. Therefore $|\mathbb{N}| \neq |\mathbb{R}|$.

This is our first indication of how there are different kinds of infinities. Both \mathbb{N} and \mathbb{R} are infinite sets, yet $|\mathbb{N}| \neq |\mathbb{R}|$. We will continue to develop this theme throughout this chapter. The next example shows that the intervals $(0, \infty)$ and $(0, 1)$ on \mathbb{R} have the same cardinality.

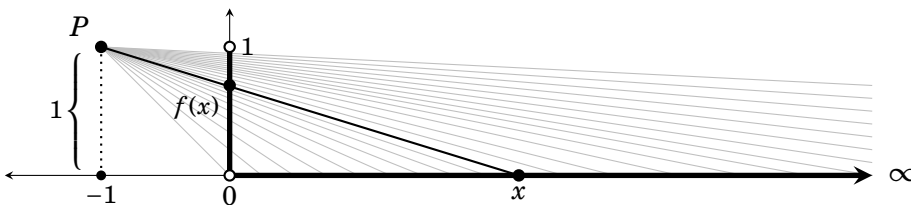


Figure 14.1. A bijection $f : (0, \infty) \rightarrow (0, 1)$. Imagine a light source at point P . Then $f(x)$ is the point on the y -axis whose shadow is x .

Example 14.3 Show that $|(0, \infty)| = |(0, 1)|$.

To accomplish this, we need to show that there is a bijection $f : (0, \infty) \rightarrow (0, 1)$. We describe this function geometrically. Consider the interval $(0, \infty)$ as the positive x -axis of \mathbb{R}^2 . Let the interval $(0, 1)$ be on the y -axis as illustrated in Figure 14.1, so that $(0, \infty)$ and $(0, 1)$ are perpendicular to each other.

The figure also shows a point $P = (-1, 1)$. Define $f(x)$ to be the point on $(0, 1)$ where the line from P to $x \in (0, \infty)$ intersects the y -axis. By similar triangles, we have

$$\frac{1}{x+1} = \frac{f(x)}{x},$$

and therefore

$$f(x) = \frac{x}{x+1}.$$

If it is not clear from the figure that $f : (0, \infty) \rightarrow (0, 1)$ is bijective, then you can verify it using the techniques from Section 12.2. (Exercise 16, below.)

It is important to note that equality of cardinalities is an equivalence relation on sets: it is reflexive, symmetric and transitive. Let us confirm this. Given a set A , the identity function $A \rightarrow A$ is a bijection, so $|A| = |A|$. (This is the reflexive property.) For the symmetric property, if $|A| = |B|$, then there is a bijection $f : A \rightarrow B$, and its inverse is a bijection $f^{-1} : B \rightarrow A$, so $|B| = |A|$. For transitivity, suppose $|A| = |B|$ and $|B| = |C|$. Then there are bijections $f : A \rightarrow B$ and $g : B \rightarrow C$. The composition $g \circ f : A \rightarrow C$ is a bijection (Theorem 12.2), so $|A| = |C|$.

The transitive property can be useful. If, in trying to show two sets A and C have the same cardinality, we can produce a third set B for which $|A| = |B|$ and $|B| = |C|$, then transitivity assures us that indeed $|A| = |C|$. The next example uses this idea.

Example 14.4 Show that $|\mathbb{R}| = |(0, 1)|$.

Because of the bijection $g : \mathbb{R} \rightarrow (0, \infty)$ where $g(x) = 2^x$, we have $|\mathbb{R}| = |(0, \infty)|$. Also, Example 14.3 shows that $|(0, \infty)| = |(0, 1)|$. Therefore $|\mathbb{R}| = |(0, 1)|$.

So far in this chapter we have declared that two sets have “the same cardinality” if there is a bijection between them. They have “different cardinalities” if there exists no bijection between them. Using this idea, we showed that $|\mathbb{Z}| = |\mathbb{N}| \neq |\mathbb{R}| = |(0, \infty)| = |(0, 1)|$. So, we have a means of determining when two sets have the same or different cardinalities. But we have neatly avoided saying exactly what cardinality *is*. For example, we can say that $|\mathbb{Z}| = |\mathbb{N}|$, but what exactly *is* $|\mathbb{Z}|$, or $|\mathbb{N}|$? What exactly *are* these things that are equal? Certainly not numbers, for they are too big. And

saying they are “infinity” is not accurate, because we now know that there are different types of infinity. So just what kind of mathematical entity is $|\mathbb{Z}|$? In general, given a set X , exactly what *is* its cardinality $|X|$?

This is a lot like asking what a number is. A number, say 5, is an abstraction, not a physical thing. Early in life we instinctively grouped together certain sets of things (five apples, five oranges, etc.) and conceived of 5 as the thing common to all such sets. In a very real sense, the number 5 is an abstraction of the fact that any two of these sets can be matched up via a bijection. That is, it can be identified with a certain equivalence class of sets under the “*has the same cardinality as*” relation. (Recall that this is an equivalence relation.) This is easy to grasp because our sense of numeric quantity is so innate. But in exactly the same way we can say that the cardinality of a set X is what is common to all sets that can be matched to X via a bijection. This may be harder to grasp, but it is really no different from the idea of the magnitude of a (finite) number.

In fact, we could be concrete and define $|X|$ to be the equivalence class of all sets whose cardinality is the same as that of X . This has the advantage of giving an explicit meaning to $|X|$. But there is no harm in taking the intuitive approach and just interpreting the cardinality $|X|$ of a set X to be a measure of the “size” of X . The point of this section is that we have a means of deciding whether two sets have the same size or different sizes.

Exercises for Section 14.1

- A.** Show that the two given sets have equal cardinality by describing a bijection from one to the other. Describe your bijection with a formula (not as a table).
1. \mathbb{R} and $(0, \infty)$
 2. \mathbb{R} and $(\sqrt{2}, \infty)$
 3. \mathbb{R} and $(0, 1)$
 4. The set of even integers and the set of odd integers
 5. $A = \{3k : k \in \mathbb{Z}\}$ and $B = \{7k : k \in \mathbb{Z}\}$
 6. \mathbb{N} and $S = \{\frac{\sqrt{2}}{n} : n \in \mathbb{N}\}$
 7. \mathbb{Z} and $S = \{\dots, \frac{1}{8}, \frac{1}{4}, \frac{1}{2}, 1, 2, 4, 8, 16, \dots\}$
 8. \mathbb{Z} and $S = \{x \in \mathbb{R} : \sin x = 1\}$
 9. $\{0, 1\} \times \mathbb{N}$ and \mathbb{N}
 10. $\{0, 1\} \times \mathbb{N}$ and \mathbb{Z}
 11. $[0, 1]$ and $(0, 1)$
 12. \mathbb{N} and \mathbb{Z} (Suggestion: use Exercise 18 of Section 12.2.)
 13. $\mathcal{P}(\mathbb{N})$ and $\mathcal{P}(\mathbb{Z})$ (Suggestion: use Exercise 12, above.)
 14. $\mathbb{N} \times \mathbb{N}$ and $\{(n, m) \in \mathbb{N} \times \mathbb{N} : n \leq m\}$
- B.** Answer the following questions concerning bijections from this section.
15. Find a formula for the bijection f in Example 14.2 (page 270).
 16. Verify that the function f in Example 14.3 (page 273) is a bijection.

14.2 Countable and Uncountable Sets

Let's summarize the main points from the previous section.

1. $|A| = |B|$ if and only if there exists a bijection $A \rightarrow B$.
2. $|\mathbb{N}| = |\mathbb{Z}|$ because there exists a bijection $\mathbb{N} \rightarrow \mathbb{Z}$.
3. $|\mathbb{N}| \neq |\mathbb{R}|$ because there exists *no* bijection $\mathbb{N} \rightarrow \mathbb{R}$.

Thus, even though \mathbb{N} , \mathbb{Z} and \mathbb{R} are all infinite sets, their cardinalities are not all the same. The sets \mathbb{N} and \mathbb{Z} have the same cardinality, but \mathbb{R} 's cardinality is different from that of both the other sets. This means infinite sets can have different sizes. We now make some definitions to put words and symbols to this phenomenon.

In a certain sense you can count the elements of \mathbb{N} ; you can count its elements off as 1, 2, 3, 4, ..., but you'd have to continue this process forever to count the whole set. Thus we will call \mathbb{N} a *countably infinite set*, and the same term is used for any set whose cardinality equals that of \mathbb{N} .

Definition 14.2 Suppose A is a set. Then A is **countably infinite** if $|\mathbb{N}| = |A|$, that is, if there exists a bijection $\mathbb{N} \rightarrow A$. The set A is **countable** if it is finite or countably infinite. The set A is **uncountable** if it is infinite and $|\mathbb{N}| \neq |A|$, that is, if A is infinite and there is *no* bijection $\mathbb{N} \rightarrow A$.

Thus \mathbb{Z} is countably infinite but \mathbb{R} is uncountable. This section deals mainly with countably infinite sets. Uncountable sets are treated later.

If A is countably infinite, then $|\mathbb{N}| = |A|$, so there is a bijection $f : \mathbb{N} \rightarrow A$. Think of f as "counting" the elements of A . The first element of A is $f(1)$, followed by $f(2)$, then $f(3)$ and so on. It makes sense to think of a countably infinite set as the smallest type of infinite set, because if the counting process stopped, the set would be finite, not infinite; a countably infinite set has the fewest elements that a set can have and still be infinite. We reserve the special symbol \aleph_0 to stand for the cardinality of countably infinite sets.

Definition 14.3 The cardinality of the natural numbers is denoted as \aleph_0 . That is, $|\mathbb{N}| = \aleph_0$. Thus any countably infinite set has cardinality \aleph_0 .

(The symbol \aleph is the first letter in the Hebrew alphabet, and is pronounced "aleph." The symbol \aleph_0 is pronounced "aleph naught.") The summary of facts at the beginning of this section shows $|\mathbb{Z}| = \aleph_0$ and $|\mathbb{R}| \neq \aleph_0$.

Example 14.5 Let $E = \{2k : k \in \mathbb{Z}\}$ be the set of even integers. The function $f : \mathbb{Z} \rightarrow E$ defined as $f(n) = 2n$ is easily seen to be a bijection, so we have $|\mathbb{Z}| = |E|$. Thus, as $|\mathbb{N}| = |\mathbb{Z}| = |E|$, the set E is countably infinite and $|E| = \aleph_0$.

Here is a significant fact: The elements of any countably infinite set A can be written in an infinitely long list $a_1, a_2, a_3, a_4, \dots$ that begins with some element $a_1 \in A$ and includes every element of A . For example, the set E in the above example can be written in list form as $0, 2, -2, 4, -4, 6, -6, 8, -8, \dots$. The reason that this can be done is as follows. Since A is countably infinite, Definition 14.2 says there is a bijection $f : \mathbb{N} \rightarrow A$. This allows us to list out the set A as an infinite list $f(1), f(2), f(3), f(4), \dots$. Conversely, if the elements of A can be written in list form as a_1, a_2, a_3, \dots , then the function $f : \mathbb{N} \rightarrow A$ defined as $f(n) = a_n$ is a bijection, so A is countably infinite. We summarize this as follows.

Theorem 14.3 A set A is countably infinite if and only if its elements can be arranged in an infinite list $a_1, a_2, a_3, a_4, \dots$

As an example of how this theorem might be used, let P denote the set of all prime numbers. Since we can list its elements as $2, 3, 5, 7, 11, 13, \dots$, it follows that the set P is countably infinite.

As another consequence of Theorem 14.3, note that we can interpret the fact that the set \mathbb{R} is not countably infinite as meaning that it is impossible to write out all the elements of \mathbb{R} in an infinite list. (After all, we tried to do that in the table on page 271, and failed!)

This raises a question. Is it also impossible to write out all the elements of \mathbb{Q} in an infinite list? In other words, is the set \mathbb{Q} of rational numbers countably infinite or uncountable? If you start plotting the rational numbers on the number line, they seem to mostly fill up \mathbb{R} . Sure, some numbers such as $\sqrt{2}$, π and e will not be plotted, but the dots representing rational numbers seem to predominate. We might thus expect \mathbb{Q} to be uncountable. However, it is a surprising fact that \mathbb{Q} is countable. The proof presented below arranges all the rational numbers in an infinitely long list.

Theorem 14.4 The set \mathbb{Q} of rational numbers is countably infinite.

Proof. To prove this, we just need to show how to write the set \mathbb{Q} in list form. Begin by arranging all rational numbers in an infinite array. This is done by making the following chart. The top row has a list of all integers, beginning with 0, then alternating signs as they increase. Each column headed by an integer k contains all the fractions (in reduced form) with numerator k . For example, the column headed by 2 contains the fractions $\frac{2}{1}, \frac{2}{3}, \frac{2}{5}, \frac{2}{7}, \dots$, and so on. It does not contain $\frac{2}{2}, \frac{2}{4}, \frac{2}{6}$, etc., because those are not reduced, and in fact their reduced forms appear in the column headed by 1. You should examine this table and convince yourself that it contains all rational numbers in \mathbb{Q} .

Beginning at $\frac{0}{1}$ and following the path, we get an infinite list of all rational numbers:

$$0, 1, \frac{1}{2}, -\frac{1}{2}, -1, 2, \frac{2}{3}, \frac{2}{5}, -\frac{1}{3}, \frac{1}{3}, \frac{1}{4}, -\frac{1}{4}, \frac{2}{7}, -\frac{2}{7}, -\frac{2}{5}, -\frac{2}{3}, -2, 3, \frac{3}{2}, \frac{3}{4}, \frac{3}{5}, \dots$$

By Theorem 14.3, it follows that \mathbb{Q} is countably infinite, that is, $|\mathbb{Q}| = |\mathbb{N}|$. ■

It is also true that the Cartesian product of two countably infinite sets is itself countably infinite, as our next theorem states.

Theorem 14.5 If A and B are both countably infinite, then so is $A \times B$.

Proof. Suppose A and B are both countably infinite. By Theorem 14.3, we know we can write A and B in list form as

$$\begin{aligned} A &= \{a_1, a_2, a_3, a_4, \dots\}, \\ B &= \{b_1, b_2, b_3, b_4, \dots\}. \end{aligned}$$

Figure 14.2 shows how to form an infinite path winding through all of $A \times B$. Therefore $A \times B$ can be written in list form, so it is countably infinite. ■

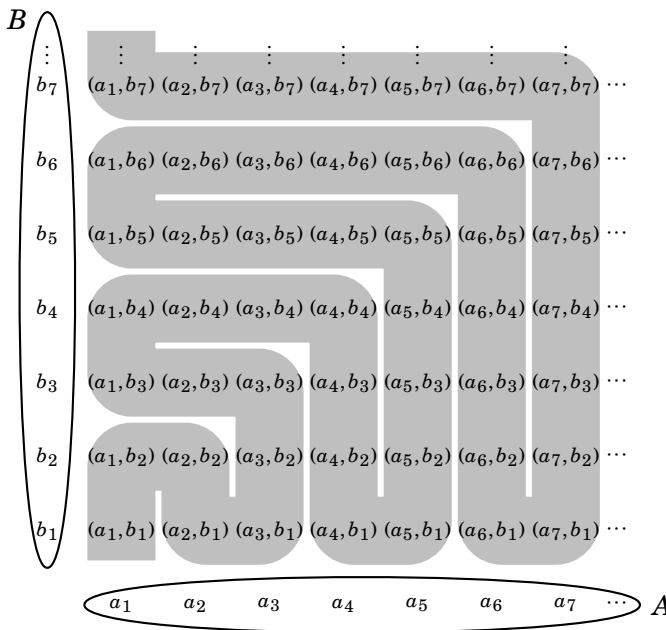


Figure 14.2. A product of two countably infinite sets is countably infinite

As an example of a consequence of this theorem, notice that since \mathbb{Q} is countably infinite, the set $\mathbb{Q} \times \mathbb{Q}$ is also countably infinite.

Recall that the word “corollary” means a result that follows easily from some other result. We have the following corollary of Theorem 14.5.

Corollary 14.1 Given n countably infinite sets A_1, A_2, \dots, A_n , with $n \geq 2$, the Cartesian product $A_1 \times A_2 \times \dots \times A_n$ is also countably infinite.

Proof. The proof is by induction on n . For the basis step, notice that when $n = 2$ the statement asserts that for countably infinite sets A_1 and A_2 , the product $A_1 \times A_2$ is countably infinite, and this is true by Theorem 14.5.

Assume that for some $k \geq 2$, any product $A_1 \times A_2 \times \dots \times A_k$ of countably infinite sets is countably infinite. Consider a product $A_1 \times A_2 \times \dots \times A_k \times A_{k+1}$ of $k + 1$ countably infinite sets. It is easy to confirm that the function

$$\begin{aligned} f : A_1 \times A_2 \times A_3 \times \dots \times A_k \times A_{k+1} &\longrightarrow (A_1 \times A_2 \times A_3 \times \dots \times A_k) \times A_{k+1} \\ f(x_1, x_2, \dots, x_k, x_{k+1}) &= ((x_1, x_2, \dots, x_k), x_{k+1}) \end{aligned}$$

is bijective, so $|A_1 \times A_2 \times A_3 \times \dots \times A_k \times A_{k+1}| = |(A_1 \times A_2 \times A_3 \times \dots \times A_k) \times A_{k+1}|$. By the induction hypothesis, $(A_1 \times A_2 \times A_3 \times \dots \times A_k) \times A_{k+1}$ is a product of two countably infinite sets, so it is countably infinite by Theorem 14.5. As noted above, $A_1 \times A_2 \times A_3 \times \dots \times A_k \times A_{k+1}$ has the same cardinality as the set $(A_1 \times A_2 \times A_3 \times \dots \times A_k) \times A_{k+1}$, so it too is countably infinite. ■

Theorem 14.6 If A and B are both countably infinite, then their union $A \cup B$ is countably infinite.

Proof. Suppose A and B are both countably infinite. By Theorem 14.3, we know we can write A and B in list form as

$$\begin{aligned} A &= \{a_1, a_2, a_3, a_4, \dots\}, \\ B &= \{b_1, b_2, b_3, b_4, \dots\}. \end{aligned}$$

We can “shuffle” A and B into one infinite list for $A \cup B$ as follows.

$$A \cup B = \{a_1, b_1, a_2, b_2, a_3, b_3, a_4, b_4, \dots\}.$$

(We agree not to list an element twice if it belongs to both A and B .) Thus $A \cup B$ is countably infinite by Theorem 14.3. ■

Exercises for Section 14.2

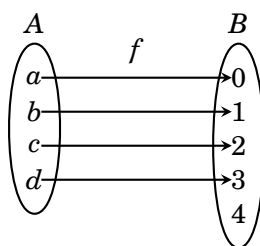
1. Prove that the set $A = \{\ln(n) : n \in \mathbb{N}\} \subseteq \mathbb{R}$ is countably infinite.
 2. Prove that the set $A = \{(m, n) \in \mathbb{N} \times \mathbb{N} : m \leq n\}$ is countably infinite.
 3. Prove that the set $A = \{(5n, -3n) : n \in \mathbb{Z}\}$ is countably infinite.
 4. Prove that the set of all irrational numbers is uncountable. (Suggestion: Consider proof by contradiction using Theorems 14.4 and 14.6.)
 5. Prove or disprove: There exists a countably infinite subset of the set of irrational numbers.
 6. Prove or disprove: There exists a bijective function $f : \mathbb{Q} \rightarrow \mathbb{R}$.
 7. Prove or disprove: The set \mathbb{Q}^{100} is countably infinite.
 8. Prove or disprove: The set $\mathbb{Z} \times \mathbb{Q}$ is countably infinite.
 9. Prove or disprove: The set $\{0, 1\} \times \mathbb{N}$ is countably infinite.
 10. Prove or disprove: The set $A = \{\frac{\sqrt{2}}{n} : n \in \mathbb{N}\}$ is countably infinite.
 11. Describe a partition of \mathbb{N} that divides \mathbb{N} into eight countably infinite subsets.
 12. Describe a partition of \mathbb{N} that divides \mathbb{N} into \aleph_0 countably infinite subsets.
 13. Prove or disprove: If $A = \{X \subseteq \mathbb{N} : X \text{ is finite}\}$, then $|A| = \aleph_0$.
 14. Suppose $A = \{(m, n) \in \mathbb{N} \times \mathbb{R} : n = \pi m\}$. Is it true that $|\mathbb{N}| = |A|$?
 15. Theorem 14.5 implies that $\mathbb{N} \times \mathbb{N}$ is countably infinite. Construct an alternate proof of this fact by showing that the function $\varphi : \mathbb{N} \times \mathbb{N} \rightarrow \mathbb{N}$ defined as $\varphi(m, n) = 2^{n-1}(2m - 1)$ is bijective.
-

14.3 Comparing Cardinalities

At this point we know that there are at least two different kinds of infinity. On one hand, there are countably infinite sets such as \mathbb{N} , of cardinality \aleph_0 . Then there is the uncountable set \mathbb{R} . Are there other kinds of infinity beyond these two kinds? The answer is “yes,” but to see why we first need to introduce some new definitions and theorems.

Our first task will be to formulate a definition of what we mean by $|A| < |B|$. Of course if A and B are finite we know exactly what this means: $|A| < |B|$ means that when the elements of A and B are counted, A is found to have fewer elements than B . But this process breaks down if A or B is infinite, for then the elements can't be counted.

The language of functions helps us overcome this difficulty. Notice that for finite sets A and B it is intuitively clear that $|A| < |B|$ if and only if there exists an injective function $f : A \rightarrow B$ but there is no bijective function $f : A \rightarrow B$. The following diagram illustrates this:



We will use this idea to define what is meant by $|A| < |B|$ and $|A| \leq |B|$. For emphasis, the following definition also restates what is meant by $|A| = |B|$.

Definition 14.4 Suppose A and B are sets.

1. $|A| = |B|$ means there is a bijection $A \rightarrow B$.
2. $|A| < |B|$ means there is an injection $A \rightarrow B$, but no bijection $A \rightarrow B$.
3. $|A| \leq |B|$ means there is an injection $A \rightarrow B$.

For example, consider \mathbb{N} and \mathbb{R} . The function $f : \mathbb{N} \rightarrow \mathbb{R}$ defined as $f(n) = n$ is clearly injective, but it is not surjective because given the element $\frac{1}{2} \in \mathbb{R}$, we have $f(n) \neq \frac{1}{2}$ for every $n \in \mathbb{N}$. In fact, Theorem 14.2 of Section 14.1 asserts that there is no surjection $\mathbb{N} \rightarrow \mathbb{R}$, and hence no bijections either. Definition 14.4 yields

$$|\mathbb{N}| < |\mathbb{R}|. \tag{14.1}$$

Said differently, $\aleph_0 < |\mathbb{R}|$.

Is there a set X for which $|\mathbb{R}| < |X|$? The answer is “yes.” The next theorem implies $|\mathbb{R}| < |\mathcal{P}(\mathbb{R})|$. (Recall that $\mathcal{P}(A)$ denotes the power set of A .)

Theorem 14.7 If A is any set, then $|A| < |\mathcal{P}(A)|$.

Proof. Before beginning the proof, we remark that this statement is obvious if A is finite, for then $|A| < 2^{|A|} = |\mathcal{P}(A)|$. But our proof must apply to *all* sets A , both finite and infinite, so it must use Definition 14.4.

We prove the theorem with direct proof. Let A be an arbitrary set. According to Definition 14.4, to prove $|A| < |\mathcal{P}(A)|$ we must show that there is an injection $f : A \rightarrow \mathcal{P}(A)$, but no bijection $f : A \rightarrow \mathcal{P}(A)$.

To see that there is an injection $f : A \rightarrow \mathcal{P}(A)$, define f by the rule $f(x) = \{x\}$. In words, f sends any element x of A to the one-element set $\{x\} \in \mathcal{P}(A)$. Then $f : A \rightarrow \mathcal{P}(A)$ is injective, as follows. Suppose $f(x) = f(y)$. Then $\{x\} = \{y\}$. Now, the only way that $\{x\}$ and $\{y\}$ can be equal is if $x = y$, so it follows that $x = y$. Thus f is injective.

Next we need to show that there exists no bijection $A \rightarrow \mathcal{P}(A)$. We will verify this by proving that there is no *surjection* $A \rightarrow \mathcal{P}(A)$. Take an

arbitrary function $f : A \rightarrow \mathcal{P}(A)$. To show f is not surjective we will produce a set $B \in \mathcal{P}(A)$ for which $f(a) \neq B$ for all $a \in A$. Notice that for any element $x \in A$, we have $f(x) \in \mathcal{P}(A)$, that is, $f(x) \subseteq A$. Thus f is a function sending elements of A to subsets of A . It follows that for any $x \in A$, either $x \in f(x)$ or $x \notin f(x)$. Using this idea, define the following element $B \in \mathcal{P}(A)$:

$$B = \{x \in A : x \notin f(x)\} \subseteq A.$$

Take an arbitrary $a \in A$. The following two cases show that $f(a) \neq B$.

Case 1. If $a \notin f(a)$, then the definition of B implies $a \in B$. Consequently, $f(a) = B$ is impossible, for it would mean $a \notin B$ and $a \in B$.

Case 2. If $a \in f(a)$, then the definition of B implies $a \notin B$. Consequently, $f(a) = B$ is impossible, for it would mean $a \in B$ and $a \notin B$.

So $f(a) \neq B$ for all $a \in A$, and hence f is not surjective. As this holds for any function $f : A \rightarrow \mathcal{P}(A)$, there are no surjective functions $f : A \rightarrow \mathcal{P}(A)$. Consequently there are no such bijections either.

In conclusion, we have seen that there exists an injection $A \rightarrow \mathcal{P}(A)$ but no bijection $A \rightarrow \mathcal{P}(A)$, so Definition 14.4 implies that $|A| < |\mathcal{P}(A)|$. ■

Beginning with the set $A = \mathbb{N}$ and applying Theorem 14.7 over and over again, we get the following chain of infinite cardinalities.

$$\aleph_0 = |\mathbb{N}| < |\mathcal{P}(\mathbb{N})| < |\mathcal{P}(\mathcal{P}(\mathbb{N}))| < |\mathcal{P}(\mathcal{P}(\mathcal{P}(\mathbb{N})))| < \dots \quad (14.2)$$

Thus there is an infinite sequence of different types of infinity, starting with \aleph_0 and becoming ever larger. The set \mathbb{N} is countable, and all the sets $\mathcal{P}(\mathbb{N})$, $\mathcal{P}(\mathcal{P}(\mathbb{N}))$, etc., are uncountable.

In the next section we will prove that $|\mathcal{P}(\mathbb{N})| = |\mathbb{R}|$. Thus $|\mathbb{N}|$ and $|\mathbb{R}|$ are the first two entries in the chain (14.2) above. They are just two relatively tame infinities in a long list of other wild and exotic infinities.

Unless you plan on studying advanced set theory or the foundations of mathematics, you are unlikely to ever encounter any types of infinity beyond \aleph_0 and $|\mathbb{R}|$. Still you will in future mathematics courses need to distinguish between countably infinite and uncountable sets, so we close with two final theorems that can help you do this.

Theorem 14.8 An infinite subset of a countably infinite set is countably infinite.

Proof. Suppose A is an infinite subset of the countably infinite set B . As B is countably infinite, its elements can be written in a list $b_1, b_2, b_3, b_4, \dots$

Then we can also write A 's elements in list form by proceeding through the elements of B , in order, and selecting those that belong to A . Thus A can be written in list form, and since A is infinite, its list will be infinite. Consequently A is countably infinite. ■

Theorem 14.9 If $U \subseteq A$, and U is uncountable, then A is uncountable.

Proof. For the sake of contradiction say that $U \subseteq A$, and U is uncountable but A is not uncountable. Then since $U \subseteq A$ and U is infinite, then A must be infinite too. Since A is infinite, and not uncountable, it must be countably infinite. Then U is an infinite subset of a countably infinite set A , so U is countably infinite by Theorem 14.8. Thus U is both uncountable and countably infinite, a contradiction. ■

Theorems 14.8 and 14.9 can be useful when we need to decide whether a set is countably infinite or uncountable. They sometimes allow us to decide its cardinality by comparing it to a set whose cardinality is known.

For example, suppose we want to decide whether or not the set $A = \mathbb{R}^2$ is uncountable. Since the x -axis $U = \{(x, 0) : x \in \mathbb{R}\} \subseteq \mathbb{R}^2$ has the same cardinality as \mathbb{R} , it is uncountable. Theorem 14.9 implies that \mathbb{R}^2 is uncountable. Other examples can be found in the exercises.

Exercises for Section 14.3

1. Suppose B is an uncountable set and A is a set. Given that there is a surjective function $f : A \rightarrow B$, what can be said about the cardinality of A ?
2. Prove that the set \mathbb{C} of complex numbers is uncountable.
3. Prove or disprove: If A is uncountable, then $|A| = |\mathbb{R}|$.
4. Prove or disprove: If $A \subseteq B \subseteq C$ and A and C are countably infinite, then B is countably infinite.
5. Prove or disprove: The set $\{0, 1\} \times \mathbb{R}$ is uncountable.
6. Prove or disprove: Every infinite set is a subset of a countably infinite set.
7. Prove or disprove: If $A \subseteq B$ and A is countably infinite and B is uncountable, then $B - A$ is uncountable.
8. Prove or disprove: The set $\{(a_1, a_2, a_3, \dots) : a_i \in \mathbb{Z}\}$ of infinite sequences of integers is countably infinite.
9. Prove that if A and B are finite sets with $|A| = |B|$, then any injection $f : A \rightarrow B$ is also a surjection. Show this is not necessarily true if A and B are not finite.
10. Prove that if A and B are finite sets with $|A| = |B|$, then any surjection $f : A \rightarrow B$ is also an injection. Show this is not necessarily true if A and B are not finite.

14.4 The Cantor-Bernstein-Schröder Theorem

An often used property of numbers is that if $a \leq b$ and $b \leq a$, then $a = b$. It is reasonable to ask if the same property applies to cardinality. If $|A| \leq |B|$ and $|B| \leq |A|$, is it true that $|A| = |B|$? This is in fact true, and this section's goal is to prove it. This will yield an alternate (and highly effective) method of proving that two sets have the same cardinality.

Recall (Definition 14.4) that $|A| \leq |B|$ means that there is an injection $f : A \rightarrow B$. Likewise, $|B| \leq |A|$ implies that there is an injection $g : B \rightarrow A$.

Our aim is to show that if $|A| \leq |B|$ and $|B| \leq |A|$, then $|A| = |B|$. In other words, we aim to show that if there are injections $f : A \rightarrow B$ and $g : B \rightarrow A$, then there is a bijection $h : A \rightarrow B$. The proof of this fact, though not particularly difficult, is not entirely trivial, either. The fact that f and g guarantee that such an h exists is called the **the Cantor-Bernstein-Schröder theorem**. This theorem is very useful for proving two sets A and B have the same cardinality: it says that instead of finding a bijection $A \rightarrow B$, it suffices to find injections $A \rightarrow B$ and $B \rightarrow A$. This is useful because injections are often easier to find than bijections.

We will prove the Cantor-Bernstein-Schröder theorem, but before doing so let's work through an informal visual argument that will guide us through (and illustrate) the proof.

Suppose there are injections $f : A \rightarrow B$ and $g : B \rightarrow A$. We want to use them to produce a bijection $h : A \rightarrow B$. Sets A and B are sketched below. For clarity, each has the shape of the letter that denotes it, and to help distinguish them the set A is shaded.

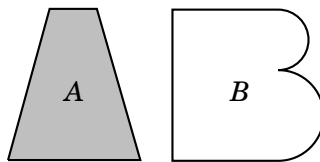


Figure 14.3. The sets A and B

The injections $f : A \rightarrow B$ and $g : B \rightarrow A$ are illustrated in Figure 14.4. Think of f as putting a “copy” $f(A) = \{f(x) : x \in A\}$ of A into B , as illustrated. This copy, the range of f , does not fill up all of B (unless f happens to be surjective). Likewise, g puts a “copy” $g(B)$ of B into A . Because they are not necessarily bijective, neither f nor g is guaranteed to have an inverse. But the map $g : B \rightarrow g(B)$ from B to $g(B) = \{g(x) : x \in B\}$ is bijective, so there is an inverse $g^{-1} : g(B) \rightarrow B$. (We will need this inverse soon.)

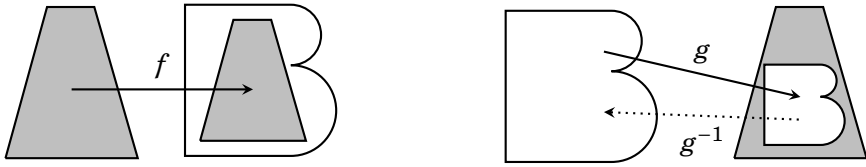


Figure 14.4. The injections $f : A \rightarrow B$ and $g : B \rightarrow A$

Consider the chain of injections illustrated in Figure 14.5. On the left, g puts a copy of B into A . Then f puts a copy of A (containing the copy of B) into B . Next, g puts a copy of this B -containing- A -containing- B into A , and so on, always alternating g and f .

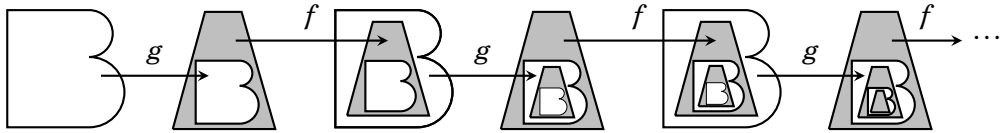


Figure 14.5. An infinite chain of injections

Let's analyze our infinite sequence $B \rightarrow A \rightarrow B \rightarrow A \rightarrow B \rightarrow A \rightarrow \dots$

The first time A occurs in this sequence, it has a shaded region $A - g(B)$. In the second occurrence of A , the shaded region is $(A - g(B)) \cup (g \circ f)(A - g(B))$. In the third occurrence of A , the shaded region is

$$(A - g(B)) \cup (g \circ f)(A - g(B)) \cup (g \circ f \circ g \circ f)(A - g(B)).$$

To tame the notation, let's say $(g \circ f)^2 = (g \circ f) \circ (g \circ f)$, and $(g \circ f)^3 = (g \circ f) \circ (g \circ f) \circ (g \circ f)$, and so on. Let's also agree that $(g \circ f)^0 = \iota_A$, that is, it is the identity function on A . Then the shaded region of the n th occurrence of A in the sequence is

$$\bigcup_{k=0}^{n-1} (g \circ f)^k (A - g(B)).$$

This process divides A into gray and white regions: the gray region is

$$G = \bigcup_{k=0}^{\infty} (g \circ f)^k (A - g(B)),$$

and the white region is $A - G$. (See Figure 14.6.)

Figure 14.6 suggests our desired bijection $h : A \rightarrow B$. The injection f sends the gray areas on the left bijectively to the gray areas on the right. The injection $g^{-1} : g(B) \rightarrow B$ sends the white areas on the left bijectively to the white areas on the right. We can thus define $h : A \rightarrow B$ so that $h(x) = f(x)$ if x is a gray point, and $h(x) = g^{-1}(x)$ if x is a white point.

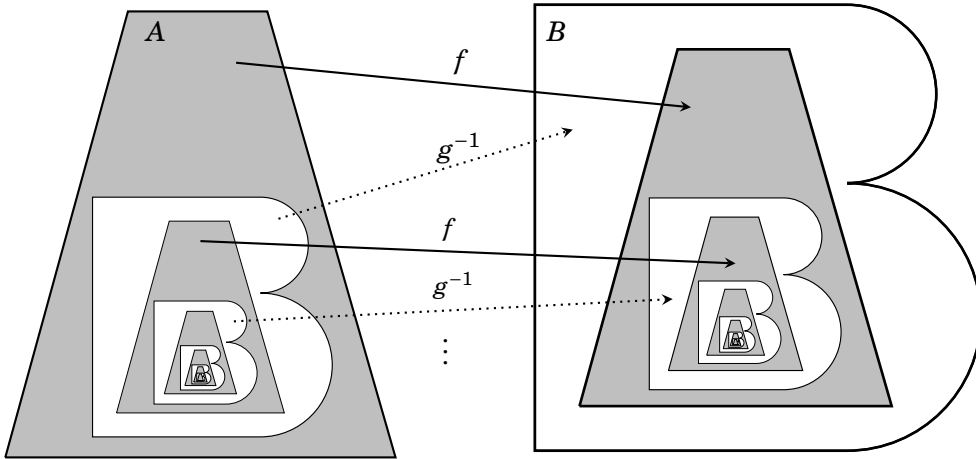


Figure 14.6. The bijection $h : A \rightarrow B$

This informal argument suggests that given injections $f : A \rightarrow B$ and $g : B \rightarrow A$, there is a bijection $h : A \rightarrow B$. But it is not a proof. We now present this as a theorem and tighten up our reasoning in a careful proof, with the above diagrams and ideas as a guide.

Theorem 14.10 (The Cantor-Bernstein-Schröder Theorem)

If $|A| \leq |B|$ and $|B| \leq |A|$, then $|A| = |B|$. In other words, if there are injections $f : A \rightarrow B$ and $g : B \rightarrow A$, then there is a bijection $h : A \rightarrow B$.

Proof. (Direct) Suppose there are injections $f : A \rightarrow B$ and $g : B \rightarrow A$. Then, in particular, $g : B \rightarrow g(B)$ is a bijection from B onto the range of g , so it has an inverse $g^{-1} : g(B) \rightarrow B$. (Note that $g : B \rightarrow A$ itself has no inverse $g^{-1} : A \rightarrow B$ unless g is surjective.) Consider the subset

$$G = \bigcup_{k=0}^{\infty} (g \circ f)^k (A - g(B)) \subseteq A.$$

Let $W = A - G$, so $A = G \cup W$ is partitioned into two sets G (think gray) and W (think white). Define a function $h : A \rightarrow B$ as

$$h(x) = \begin{cases} f(x) & \text{if } x \in G \\ g^{-1}(x) & \text{if } x \in W. \end{cases}$$

Notice that this makes sense: if $x \in W$, then $x \notin G$, so $x \notin A - g(B) \subseteq G$, hence $x \in g(B)$, so $g^{-1}(x)$ is defined.

To finish the proof, we must show that h is both injective and surjective.

For injective, we assume $h(x) = h(y)$, and deduce $x = y$. There are three cases to consider. First, if x and y are both in G , then $h(x) = h(y)$ means $f(x) = f(y)$, so $x = y$ because f is injective. Second, if x and y are both in W , then $h(x) = h(y)$ means $g^{-1}(x) = g^{-1}(y)$, and applying g to both sides gives $x = y$. In the third case, one of x and y is in G and the other is in W . Say $x \in G$ and $y \in W$. The definition of G gives $x = (g \circ f)^k(z)$ for some $k \geq 0$ and $z \in A - g(B)$. Note $h(x) = h(y)$ now implies $f(x) = g^{-1}(y)$, that is, $f((g \circ f)^k(z)) = g^{-1}(y)$. Applying g to both sides gives $(g \circ f)^{k+1}(z) = y$, which means $y \in G$. But this is impossible, as $y \in W$. Thus this third case cannot happen. But in the first two cases $h(x) = h(y)$ implies $x = y$, so h is injective.

To see that h is surjective, take any $b \in B$. We will find an $x \in A$ with $h(x) = b$. Note that $g(b) \in A$, so either $g(b) \in W$ or $g(b) \in G$. In the first case, $h(g(b)) = g^{-1}(g(b)) = b$, so we have an $x = g(b) \in A$ for which $h(x) = b$. In the second case, $g(b) \in G$. The definition of G shows

$$g(b) = (g \circ f)^k(z)$$

for some $z \in A - g(B)$ and $k \geq 0$. In fact we have $k > 0$, because $k = 0$ would give $g(b) = (g \circ f)^0(z) = z \in A - g(B)$, but clearly $g(b) \notin A - g(B)$. Thus

$$\begin{aligned} g(b) &= (g \circ f) \circ (g \circ f)^{k-1}(z) \\ &= g \left(f \left((g \circ f)^{k-1}(z) \right) \right). \end{aligned}$$

Because g is injective, this implies

$$b = f \left((g \circ f)^{k-1}(z) \right).$$

Let $x = (g \circ f)^{k-1}(z)$, so $x \in G$ by definition of G . Observe that $h(x) = f(x) = f \left((g \circ f)^{k-1}(z) \right) = b$. We have now seen that for any $b \in B$, there is an $x \in A$ for which $h(x) = b$. Thus h is surjective.

Since $h : A \rightarrow B$ is both injective and surjective, it is also bijective. ■

Here are some examples illustrating how the Cantor-Bernstein-Schröder theorem can be used. This includes a proof that $|\mathbb{R}| = |\mathcal{P}(\mathbb{N})|$.

Example 14.6 The intervals $[0, 1)$ and $(0, 1)$ in \mathbb{R} have equal cardinalities.

Surely this fact is plausible, for the two intervals are identical except for the endpoint 0. Yet concocting a bijection $[0, 1) \rightarrow (0, 1)$ is tricky. (Though not particularly difficult: see the solution of Exercise 11 of Section 14.1.)

For a simpler approach, note that $f(x) = \frac{1}{4} + \frac{1}{2}x$ is an injection $[0, 1) \rightarrow (0, 1)$. Also, $g(x) = x$ is an injection $(0, 1) \rightarrow [0, 1)$. The Cantor-Bernstein-Schröder theorem guarantees a bijection $h : [0, 1) \rightarrow (0, 1)$, so $|[0, 1)| = |(0, 1)|$.

Theorem 14.11 The sets \mathbb{R} and $\mathcal{P}(\mathbb{N})$ have the same cardinality.

Proof. Example 14.4 shows that $|\mathbb{R}| = |(0, 1)|$, and Example 14.6 shows $|(0, 1)| = |[0, 1)|$. Thus $|\mathbb{R}| = |[0, 1)|$, so to prove the theorem we just need to show that $|[0, 1)| = |\mathcal{P}(\mathbb{N})|$. By the Cantor-Bernstein-Schröder theorem, it suffices to find injections $f : [0, 1) \rightarrow \mathcal{P}(\mathbb{N})$ and $g : \mathcal{P}(\mathbb{N}) \rightarrow [0, 1)$.

To define $f : [0, 1) \rightarrow \mathcal{P}(\mathbb{N})$, we use the fact that any number in $[0, 1)$ has a unique decimal representation $0.b_1b_2b_3b_4\dots$, where each b_i one of the digits $0, 1, 2, \dots, 9$, and there is not a repeating sequence of 9's at the end. (Recall that, e.g., $0.359999\bar{9} = 0.36\bar{0}$, etc.) Define $f : [0, 1) \rightarrow \mathcal{P}(\mathbb{N})$ as

$$f(0.b_1b_2b_3b_4\dots) = \{10b_1, 10^2b_2, 10^3b_3, \dots\}.$$

For example, $f(0.1212\bar{12}) = \{10, 200, 1000, 20000, 100000, \dots\}$, and $f(0.05) = \{0, 500\}$. Also $f(0.5) = f(0.5\bar{0}) = \{0, 50\}$. To see that f is injective, take two unequal numbers $0.b_1b_2b_3b_4\dots$ and $0.d_1d_2d_3d_4\dots$ in $[0, 1)$. Then $b_i \neq d_i$ for some index i . Now, either $b_i \neq 0$ or $d_i \neq 0$; without loss of generality say $b_i \neq 0$. Then $b_i10^i \in f(0.b_1b_2b_3b_4\dots)$ but $b_i10^i \notin f(0.d_1d_2d_3d_4\dots)$, so $f(0.b_1b_2b_3b_4\dots) \neq f(0.d_1d_2d_3d_4\dots)$. Consequently f is injective.

Next, define $g : \mathcal{P}(\mathbb{N}) \rightarrow [0, 1)$, where $g(X) = 0.b_1b_2b_3b_4\dots$ is the number for which $b_i = 1$ if $i \in X$ and $b_i = 0$ if $i \notin X$. For example, $g(\{1, 3\}) = 0.10100\bar{0}$, and $g(\{2, 4, 6, 8, \dots\}) = 0.0101010\bar{1}$. Also $g(\emptyset) = 0$ and $g(\mathbb{N}) = 0.111\bar{1}$. To see that g is injective, suppose $X \neq Y$. Then there is at least one integer i that belongs to one of X or Y , but not the other. Consequently $g(X) \neq g(Y)$ because they differ in the i th decimal place. This shows g is injective.

From the injections $f : [0, 1) \rightarrow \mathcal{P}(\mathbb{N})$ and $g : \mathcal{P}(\mathbb{N}) \rightarrow [0, 1)$, the Cantor-Bernstein-Schröder theorem guarantees a bijection $h : [0, 1) \rightarrow \mathcal{P}(\mathbb{N})$. Hence $|[0, 1)| = |\mathcal{P}(\mathbb{N})|$. As $|\mathbb{R}| = |[0, 1)|$, we conclude $|\mathbb{R}| = |\mathcal{P}(\mathbb{N})|$. ■

We know that $|\mathbb{R}| \neq |\mathbb{N}|$. But we just proved $|\mathbb{R}| = |\mathcal{P}(\mathbb{N})|$. This suggests that the cardinality of \mathbb{R} is not “too far” from $|\mathbb{N}| = \aleph_0$. We close with a few informal remarks on this mysterious relationship between \aleph_0 and $|\mathbb{R}|$.

We established earlier in this chapter that $\aleph_0 < |\mathbb{R}|$. For nearly a century after Cantor formulated his theories on infinite sets, mathematicians struggled with the question of whether or not there exists a set A for which

$$\aleph_0 < |A| < |\mathbb{R}|.$$

It was commonly suspected that no such set exists, but no one was able to prove or disprove this. The assertion that no such A exists came to be called the **continuum hypothesis**.

Theorem 14.11 states that $|\mathbb{R}| = |\mathcal{P}(\mathbb{N})|$. Placing this in the context of the chain (14.2) on page 282, we have the following relationships.

$$\begin{array}{ccccccc} \aleph_0 & & |\mathbb{R}| & & & & \\ || & & || & & & & \\ |\mathbb{N}| & < & |\mathcal{P}(\mathbb{N})| & < & |\mathcal{P}(\mathcal{P}(\mathbb{N}))| & < & |\mathcal{P}(\mathcal{P}(\mathcal{P}(\mathbb{N})))| & < & \dots \end{array}$$

From this, we can see that the continuum hypothesis asserts that no set has a cardinality between that of \mathbb{N} and its power set.

Though this may seem intuitively plausible, it eluded proof since Cantor first posed it in the 1880s. In fact, the real state of affairs seems almost paradoxical. In 1931, the logician Kurt Gödel proved that for any sufficiently strong and consistent axiomatic system, there exist statements which can neither be proved nor disproved within the system.

Later he proved that the negation of the continuum hypothesis cannot be proved within the standard axioms of set theory (i.e., the Zermelo-Fraenkel axioms, mentioned in Section 1.10). This meant that either the continuum hypothesis is false and cannot be proven false, or it is true.

In 1964, Paul Cohen discovered another startling truth: Given the laws of logic and the axioms of set theory, no proof can deduce the continuum hypothesis. In essence he proved that the continuum hypothesis cannot be *proved*.

Taken together, Gödel and Cohens’ results mean that the standard axioms of mathematics cannot “decide” whether the continuum hypothesis is true or false, and that no logical conflict can arise from either asserting or denying the continuum hypothesis. We are free to either accept it as true or accept it as false, and the two choices lead to different—but equally consistent—versions of set theory.

On the face of it, this seems to undermine the foundation of logic, and everything we have done in this book. The continuum hypothesis should be a *statement*—it should be either true or false. How could it be both?

Here is an analogy that may help make sense of this. Consider the number systems \mathbb{Z}_n . What if we asked whether $[2] = [0]$ is true or false? Of course the answer depends on n . The expression $[2] = [0]$ is true in \mathbb{Z}_2 and false in \mathbb{Z}_3 . Moreover, if we assert that $[2] = [0]$ is true, we are logically forced to the conclusion that this is taking place in the system \mathbb{Z}_2 . If we assert that $[2] = [0]$ is false, then we are dealing with some other \mathbb{Z}_n . The fact that $[2] = [0]$ can be either true or false does not necessarily mean that there is some inherent inconsistency within the individual number systems \mathbb{Z}_n . The equation $[2] = [0]$ is a true statement in the “universe” of \mathbb{Z}_2 and a false statement in the universe of (say) \mathbb{Z}_3 .

It is the same with the continuum hypothesis. Saying it’s true leads to one system of set theory. Saying it’s false leads to some other system of set theory. Gödel and Cohens’ discoveries mean that these two types of set theory, although different, are equally consistent and valid mathematical universes.

So what should you believe? Fortunately, it does not make much difference, because most important mathematical results do not hinge on the continuum hypothesis. (They are true in both universes.) Unless you undertake a deep study of the foundations of mathematics, you will be fine accepting the continuum hypothesis as true. Most mathematicians are agnostics on this issue, but they tend to prefer the version of set theory in which the continuum hypothesis holds.

The situation with the continuum hypothesis is a testament to the immense complexity of mathematics. It is a reminder of the importance of rigor and careful, systematic methods of reasoning that **begin** with the ideas introduced in this book.

Exercises for Section 14.4

1. Show that if $A \subseteq B$ and there is an injection $g : B \rightarrow A$, then $|A| = |B|$.
2. Show that $|\mathbb{R}^2| = |\mathbb{R}|$. Suggestion: Begin by showing $|(0, 1) \times (0, 1)| = |(0, 1)|$.
3. Let \mathcal{F} be the set of all functions $\mathbb{N} \rightarrow \{0, 1\}$. Show that $|\mathbb{R}| = |\mathcal{F}|$.
4. Let \mathcal{F} be the set of all functions $\mathbb{R} \rightarrow \{0, 1\}$. Show that $|\mathbb{R}| < |\mathcal{F}|$.
5. Consider the subset $B = \{(x, y) : x^2 + y^2 \leq 1\} \subseteq \mathbb{R}^2$. Show that $|B| = |\mathbb{R}^2|$.
6. Show that $|\mathcal{P}(\mathbb{N} \times \mathbb{N})| = |\mathcal{P}(\mathbb{N})|$.
7. Prove or disprove: If there is an injection $f : A \rightarrow B$ and a surjection $g : A \rightarrow B$, then there is a bijection $h : A \rightarrow B$.

Conclusion

If you have internalized the ideas in this book, then you have a gained set of rhetorical tools for deciphering and communicating mathematics. These tools are indispensable at the advanced levels. But of course it takes more than mere tools to build something. Creativity, inspiration, skill, talent, intuition, passion, planning and persistence are also vitally important. It is safe to say that if you have come this far, then you probably possess a sufficient measure of these traits.

The quest to understand mathematics has no end, but you are well equipped for the journey. It is my hope that the things you have learned from this book will lead you to a higher plane of understanding, creativity and expression.

Good luck and best wishes.

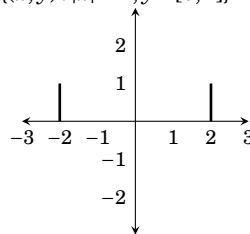
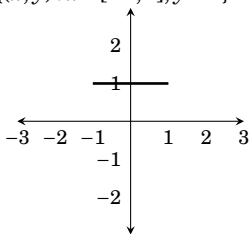
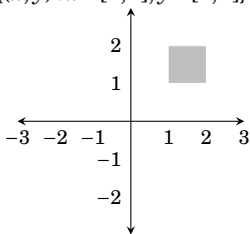
R.H.

Solutions

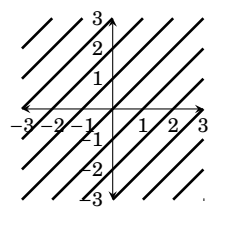
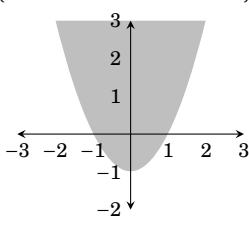
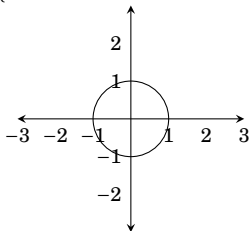
Chapter 1 Exercises

Section 1.1

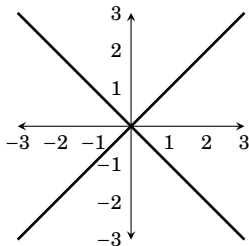
- 1.** $\{5x - 1 : x \in \mathbb{Z}\} = \{\dots, -11, -6, -1, 4, 9, 14, 19, 24, 29, \dots\}$
3. $\{x \in \mathbb{Z} : -2 \leq x < 7\} = \{-2, -1, 0, 1, 2, 3, 4, 5, 6\}$
5. $\{x \in \mathbb{R} : x^2 = 3\} = \{-\sqrt{3}, \sqrt{3}\}$
7. $\{x \in \mathbb{R} : x^2 + 5x = -6\} = \{-2, -3\}$
9. $\{x \in \mathbb{R} : \sin \pi x = 0\} = \{\dots, -2, -1, 0, 1, 2, 3, 4, \dots\} = \mathbb{Z}$
11. $\{x \in \mathbb{Z} : |x| < 5\} = \{-4, -3, -2, -1, 0, 1, 2, 3, 4\}$
13. $\{x \in \mathbb{Z} : |6x| < 5\} = \{0\}$
15. $\{5a + 2b : a, b \in \mathbb{Z}\} = \{\dots, -2, -1, 0, 1, 2, 3, \dots\} = \mathbb{Z}$
17. $\{2, 4, 8, 16, 32, 64, \dots\} = \{2^x : x \in \mathbb{N}\}$
19. $\{\dots, -6, -3, 0, 3, 6, 9, 12, 15, \dots\} = \{3x : x \in \mathbb{Z}\}$
21. $\{0, 1, 4, 9, 16, 25, 36, \dots\} = \{x^2 : x \in \mathbb{Z}\}$
23. $\{3, 4, 5, 6, 7, 8\} = \{x \in \mathbb{Z} : 3 \leq x \leq 8\} = \{x \in \mathbb{N} : 3 \leq x \leq 8\}$
25. $\{\dots, \frac{1}{8}, \frac{1}{4}, \frac{1}{2}, 1, 2, 4, 8, \dots\} = \{2^n : n \in \mathbb{Z}\}$
27. $\{\dots, -\pi, -\frac{\pi}{2}, 0, \frac{\pi}{2}, \pi, \frac{3\pi}{2}, 2\pi, \frac{5\pi}{2}, \dots\} = \{\frac{k\pi}{2} : k \in \mathbb{Z}\}$
29. $|\{\{1\}, \{2, \{3, 4\}\}, \emptyset\}| = 3$ **31.** $|\{\{\{1\}, \{2, \{3, 4\}\}, \emptyset\}\}| = 1$ **33.** $|\{x \in \mathbb{Z} : |x| < 10\}| = 19$
35. $|\{x \in \mathbb{Z} : x^2 < 10\}| = 7$ **37.** $|\{x \in \mathbb{N} : x^2 < 0\}| = 0$
39. $\{(x, y) : x \in [1, 2], y \in [1, 2]\}$ **41.** $\{(x, y) : x \in [-1, 1], y = 1\}$ **43.** $\{(x, y) : |x| = 2, y \in [0, 1]\}$



- 45.** $\{(x, y) : x, y \in \mathbb{R}, x^2 + y^2 = 1\}$ **47.** $\{(x, y) : x, y \in \mathbb{R}, y \geq x^2 - 1\}$ **49.** $\{(x, x + y) : x \in \mathbb{R}, y \in \mathbb{Z}\}$



51. $\{(x, y) \in \mathbb{R}^2 : (y-x)(y+x) = 0\}$



Section 1.2

1. Suppose $A = \{1, 2, 3, 4\}$ and $B = \{a, c\}$.

(a) $A \times B = \{(1, a), (1, c), (2, a), (2, c), (3, a), (3, c), (4, a), (4, c)\}$

(b) $B \times A = \{(a, 1), (a, 2), (a, 3), (a, 4), (c, 1), (c, 2), (c, 3), (c, 4)\}$

(c) $A \times A = \{(1, 1), (1, 2), (1, 3), (1, 4), (2, 1), (2, 2), (2, 3), (2, 4),$
 $(3, 1), (3, 2), (3, 3), (3, 4), (4, 1), (4, 2), (4, 3), (4, 4)\}$

(d) $B \times B = \{(a, a), (a, c), (c, a), (c, c)\}$

(e) $\emptyset \times B = \{(a, b) : a \in \emptyset, b \in B\} = \emptyset$ (There are no ordered pairs (a, b) with $a \in \emptyset$.)

(f) $(A \times B) \times B =$

$\{((1, a), a), ((1, c), a), ((2, a), a), ((2, c), a), ((3, a), a), ((3, c), a), ((4, a), a), ((4, c), a),$
 $((1, a), c), ((1, c), c), ((2, a), c), ((2, c), c), ((3, a), c), ((3, c), c), ((4, a), c), ((4, c), c)\}$

(g) $A \times (B \times B) =$

$\{(1, (a, a)), (1, (a, c)), (1, (c, a)), (1, (c, c)),$
 $(2, (a, a)), (2, (a, c)), (2, (c, a)), (2, (c, c)),$
 $(3, (a, a)), (3, (a, c)), (3, (c, a)), (3, (c, c)),$
 $(4, (a, a)), (4, (a, c)), (4, (c, a)), (4, (c, c))\}$

(h) $B^3 = \{(a, a, a), (a, a, c), (a, c, a), (a, c, c), (c, a, a), (c, a, c), (c, c, a), (c, c, c)\}$

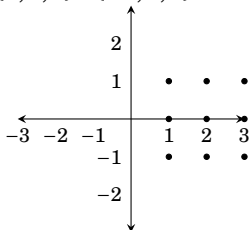
3. $\{x \in \mathbb{R} : x^2 = 2\} \times \{a, c, e\} = \{(-\sqrt{2}, a), (\sqrt{2}, a), (-\sqrt{2}, c), (\sqrt{2}, c), (-\sqrt{2}, e), (\sqrt{2}, e)\}$

5. $\{x \in \mathbb{R} : x^2 = 2\} \times \{x \in \mathbb{R} : |x| = 2\} = \{(-\sqrt{2}, -2), (\sqrt{2}, 2), (-\sqrt{2}, 2), (\sqrt{2}, -2)\}$

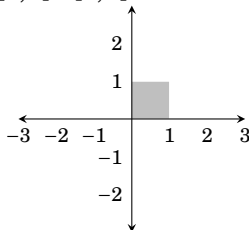
7. $\{\emptyset\} \times \{0, \emptyset\} \times \{0, 1\} = \{(\emptyset, 0, 0), (\emptyset, 0, 1), (\emptyset, \emptyset, 0), (\emptyset, \emptyset, 1)\}$

Sketch the following Cartesian products on the x - y plane.

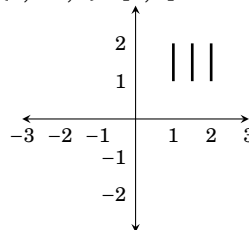
9. $\{1, 2, 3\} \times \{-1, 0, 1\}$



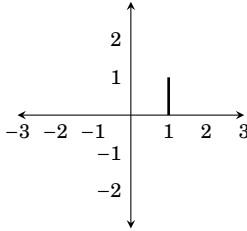
11. $[0, 1] \times [0, 1]$



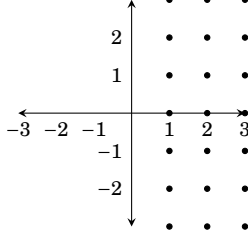
13. $\{1, 1.5, 2\} \times [1, 2]$



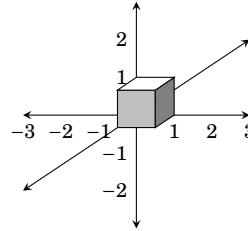
15. $\{1\} \times [0, 1]$



17. $\mathbb{N} \times \mathbb{Z}$



19. $[0, 1] \times [0, 1] \times [0, 1]$



Section 1.3

A. List all the subsets of the following sets.

1. The subsets of $\{1, 2, 3, 4\}$ are: $\{\}, \{1\}, \{2\}, \{3\}, \{4\}, \{1, 2\}, \{1, 3\}, \{1, 4\}, \{2, 3\}, \{2, 4\}, \{3, 4\}, \{1, 2, 3\}, \{1, 2, 4\}, \{1, 3, 4\}, \{2, 3, 4\}, \{1, 2, 3, 4\}$.
3. The subsets of $\{\{\mathbb{R}\}\}$ are: $\{\}$ and $\{\{\mathbb{R}\}\}$.
5. The subsets of $\{\emptyset\}$ are $\{\}$ and $\{\emptyset\}$.
7. The subsets of $\{\mathbb{R}, \{\mathbb{Q}, \mathbb{N}\}\}$ are $\{\}, \{\mathbb{R}\}, \{\{\mathbb{Q}, \mathbb{N}\}\}, \{\mathbb{R}, \{\mathbb{Q}, \mathbb{N}\}\}$.

B. Write out the following sets by listing their elements between braces.

9. $\{X : X \subseteq \{3, 2, a\} \text{ and } |X| = 2\} = \{\{3, 2\}, \{3, a\}, \{2, a\}\}$
11. $\{X : X \subseteq \{3, 2, a\} \text{ and } |X| = 4\} = \{\} = \emptyset$

C. Decide if the following statements are true or false.

13. $\mathbb{R}^3 \subseteq \mathbb{R}^3$ is **true** because any set is a subset of itself.
15. $\{(x, y) : x - 1 = 0\} \subseteq \{(x, y) : x^2 - x = 0\}$. This is true. (The even-numbered ones are both false. You have to explain why.)

Section 1.4

A. Find the indicated sets.

1. $\mathcal{P}(\{\{a, b\}, \{c\}\}) = \{\emptyset, \{\{a, b\}\}, \{\{c\}\}, \{\{a, b\}, \{c\}\}\}$
3. $\mathcal{P}(\{\{\emptyset\}, 5\}) = \{\emptyset, \{\{\emptyset\}\}, \{5\}, \{\{\emptyset\}, 5\}\}$
5. $\mathcal{P}(\mathcal{P}(\{2\})) = \{\emptyset, \{\emptyset\}, \{\{2\}\}, \{\emptyset, \{2\}\}\}$
7. $\mathcal{P}(\{a, b\}) \times \mathcal{P}(\{0, 1\}) =$
 $\left\{ \begin{array}{cccc} (\emptyset, \emptyset), & (\emptyset, \{0\}), & (\emptyset, \{1\}), & (\emptyset, \{0, 1\}), \\ (\{a\}, \emptyset), & (\{a\}, \{0\}), & (\{a\}, \{1\}), & (\{a\}, \{0, 1\}), \\ (\{b\}, \emptyset), & (\{b\}, \{0\}), & (\{b\}, \{1\}), & (\{b\}, \{0, 1\}), \\ (\{a, b\}, \emptyset), & (\{a, b\}, \{0\}), & (\{a, b\}, \{1\}), & (\{a, b\}, \{0, 1\}) \end{array} \right\}$
9. $\mathcal{P}(\{a, b\} \times \{0\}) = \{\emptyset, \{(a, 0)\}, \{(b, 0)\}, \{(a, 0), (b, 0)\}\}$
11. $\{X \subseteq \mathcal{P}(\{1, 2, 3\}) : |X| \leq 1\} =$
 $\{\emptyset, \{\emptyset\}, \{\{1\}\}, \{\{2\}\}, \{\{3\}\}, \{\{1, 2\}\}, \{\{1, 3\}\}, \{\{2, 3\}\}, \{\{1, 2, 3\}\}\}$

B. Suppose that $|A| = m$ and $|B| = n$. Find the following cardinalities:

13. $|\mathcal{P}(\mathcal{P}(\mathcal{P}(A)))| = 2^{(2^{2^m})}$
 15. $|\mathcal{P}(A \times B)| = 2^{mn}$
 17. $|\{X \in \mathcal{P}(A) : |X| \leq 1\}| = m + 1$
 19. $|\mathcal{P}(\mathcal{P}(\mathcal{P}(A \times \emptyset)))| = |\mathcal{P}(\mathcal{P}(\mathcal{P}(\emptyset)))| = 4$

Section 1.5

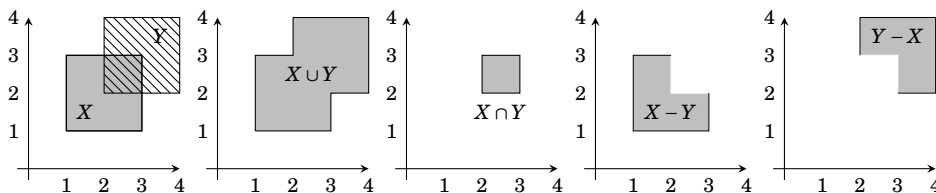
1. Suppose $A = \{4, 3, 6, 7, 1, 9\}$, $B = \{5, 6, 8, 4\}$ and $C = \{5, 8, 4\}$. Find:

- (a) $A \cup B = \{1, 3, 4, 5, 6, 7, 8, 9\}$ (f) $A \cap C = \{4\}$
 (b) $A \cap B = \{4, 6\}$ (g) $B \cap C = \{5, 8, 4\}$
 (c) $A - B = \{3, 7, 1, 9\}$ (h) $B \cup C = \{5, 6, 8, 4\}$
 (d) $A - C = \{3, 6, 7, 1, 9\}$
 (e) $B - A = \{5, 8\}$ (i) $C - B = \emptyset$

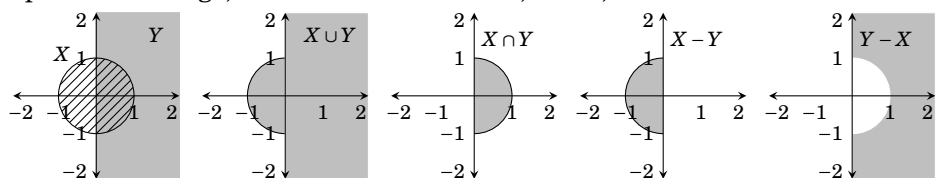
3. Suppose $A = \{0, 1\}$ and $B = \{1, 2\}$. Find:

- (a) $(A \times B) \cap (B \times B) = \{(1, 1), (1, 2)\}$
 (b) $(A \times B) \cup (B \times B) = \{(0, 1), (0, 2), (1, 1), (1, 2), (2, 1), (2, 2)\}$
 (c) $(A \times B) - (B \times B) = \{(0, 1), (0, 2)\}$ (f) $\mathcal{P}(A) \cap \mathcal{P}(B) = \{\emptyset, \{1\}\}$
 (d) $(A \cap B) \times A = \{(1, 0), (1, 1)\}$ (g) $\mathcal{P}(A) - \mathcal{P}(B) = \{\emptyset, \{0, 1\}\}$
 (e) $(A \times B) \cap B = \emptyset$ (h) $\mathcal{P}(A \cap B) = \{\emptyset, \{1\}\}$
 (i) $\{\emptyset, \{(0, 1)\}, \{(0, 2)\}, \{(1, 1)\}, \{(1, 2)\}, \{(0, 1), (0, 2)\}, \{(0, 1), (1, 1)\}, \{(0, 1), (1, 2)\}, \{(0, 2), (1, 1)\}, \{(0, 2), (1, 2)\}, \{(1, 1), (1, 2)\}, \{(0, 2), (1, 1), (1, 2)\}, \{(0, 1), (1, 1), (1, 2)\}, \{(0, 1), (0, 2), (1, 2)\}, \{(0, 1), (0, 2), (1, 1)\}, \{(0, 1), (0, 2), (1, 1), (1, 2)\}\}$

5. Sketch the sets $X = [1, 3] \times [1, 3]$ and $Y = [2, 4] \times [2, 4]$ on the plane \mathbb{R}^2 . On separate drawings, shade in the sets $X \cup Y$, $X \cap Y$, $X - Y$ and $Y - X$. (Hint: X and Y are Cartesian products of intervals. You may wish to review how you drew sets like $[1, 3] \times [1, 3]$ in the Section 1.2.)



7. Sketch the sets $X = \{(x, y) \in \mathbb{R}^2 : x^2 + y^2 \leq 1\}$ and $Y = \{(x, y) \in \mathbb{R}^2 : x \geq 0\}$ on \mathbb{R}^2 . On separate drawings, shade in the sets $X \cup Y$, $X \cap Y$, $X - Y$ and $Y - X$.

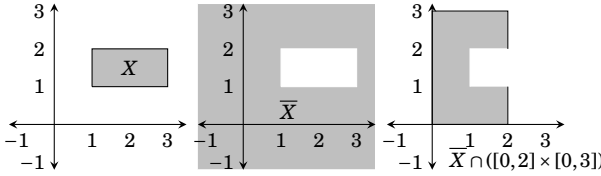


9. The first statement is true. (A picture should convince you; draw one if necessary.)
 The second statement is false: Notice for instance that $(0.5, 0.5)$ is in the right-hand set, but not the left-hand set.

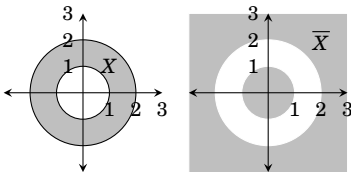
Section 1.6

1. Suppose $A = \{4, 3, 6, 7, 1, 9\}$ and $B = \{5, 6, 8, 4\}$ have universal set $U = \{n \in \mathbb{Z} : 0 \leq n \leq 10\}$.
- (a) $\bar{A} = \{0, 2, 5, 8, 10\}$
 - (b) $\bar{B} = \{0, 1, 2, 3, 7, 9, 10\}$
 - (c) $A \cap \bar{A} = \emptyset$
 - (d) $A \cup \bar{A} = \{0, 1, 2, 3, 4, 5, 6, 7, 8, 9, 10\} = U$
 - (e) $A - \bar{A} = A$
 - (f) $A - \bar{B} = \{4, 6\}$
 - (g) $\bar{A} - \bar{B} = \{5, 8\}$
 - (h) $\bar{A} \cap B = \{5, 8\}$
 - (i) $\overline{\bar{A} \cap B} = \{0, 1, 2, 3, 4, 6, 7, 9, 10\}$

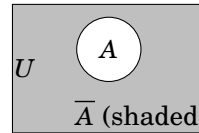
3. Sketch the set $X = [1, 3] \times [1, 2]$ on the plane \mathbb{R}^2 . On separate drawings, shade in the sets \bar{X} , and $\bar{X} \cap ([0, 2] \times [0, 3])$.



5. Sketch the set $X = \{(x, y) \in \mathbb{R}^2 : 1 \leq x^2 + y^2 \leq 4\}$ on the plane \mathbb{R}^2 . On a separate drawing, shade in the set \bar{X} .



Solution of 1.6, #5.

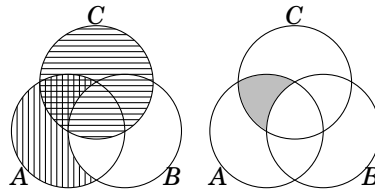


Solution of 1.7, #1.

Section 1.7

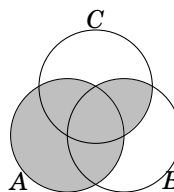
1. Draw a Venn diagram for \bar{A} (solution above right).
 3. Draw a Venn diagram for $(A - B) \cap C$.

Scratch work is shown on the right. The set $A - B$ is indicated with vertical shading. The set C is indicated with horizontal shading. The intersection of $A - B$ and C is thus the overlapping region that is shaded with both vertical and horizontal lines. The final answer is drawn on the far right, where the set $(A - B) \cap C$ is shaded in gray.



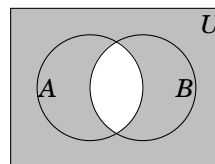
5. Draw Venn diagrams for $A \cup (B \cap C)$ and $(A \cup B) \cap (A \cup C)$. Based on your drawings, do you think $A \cup (B \cap C) = (A \cup B) \cap (A \cup C)$?

If you do the drawings carefully, you will find that your Venn diagrams are the same for both $A \cup (B \cap C)$ and $(A \cup B) \cap (A \cup C)$. Each looks as illustrated on the right. Based on this, we are inclined to say that the equation $A \cup (B \cap C) = (A \cup B) \cap (A \cup C)$ holds for all sets A, B and C .

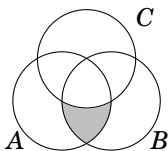


7. Suppose sets A and B are in a universal set U . Draw Venn diagrams for $\overline{A \cap B}$ and $\overline{A} \cup \overline{B}$. Based on your drawings, do you think it's true that $\overline{A \cap B} = \overline{A} \cup \overline{B}$?

The diagrams for $\overline{A \cap B}$ and $\overline{A} \cup \overline{B}$ look exactly alike. In either case the diagram is the shaded region illustrated on the right. Thus we would expect that the equation $\overline{A \cap B} = \overline{A} \cup \overline{B}$ is true for any sets A and B .



9. Venn diagram for $(A \cap B) - C$:



11. The simplest answer is $(B \cap C) - A$.

13. One answer is $(A \cup B \cup C) - (A \cap B \cap C)$.

Section 1.8

1. Suppose $A_1 = \{a, b, d, e, g, f\}$, $A_2 = \{a, b, c, d\}$, $A_3 = \{b, d, a\}$ and $A_4 = \{a, b, h\}$.

(a) $\bigcup_{i=1}^4 A_i = \{a, b, c, d, e, f, g, h\}$

(b) $\bigcap_{i=1}^4 A_i = \{a, b\}$

3. For each $n \in \mathbb{N}$, let $A_n = \{0, 1, 2, 3, \dots, n\}$.

(a) $\bigcup_{i \in \mathbb{N}} A_i = \{0\} \cup \mathbb{N}$

(b) $\bigcap_{i \in \mathbb{N}} A_i = \{0, 1\}$

5. (a) $\bigcup_{i \in \mathbb{N}} [i, i + 1] = [1, \infty)$

(b) $\bigcap_{i \in \mathbb{N}} [i, i + 1] = \emptyset$

7. (a) $\bigcup_{i \in \mathbb{N}} \mathbb{R} \times [i, i + 1] = \{(x, y) : x, y \in \mathbb{R}, y \geq 1\}$

(b) $\bigcap_{i \in \mathbb{N}} \mathbb{R} \times [i, i + 1] = \emptyset$

9. (a) $\bigcup_{X \in \mathcal{P}(\mathbb{N})} X = \mathbb{N}$

(b) $\bigcap_{X \in \mathcal{P}(\mathbb{N})} X = \emptyset$

11. Yes, this is always true.

13. The first is true, the second is false.

Chapter 2 Exercises

Section 2.1

- Every real number is an even integer. (Statement, False)
- If x and y are real numbers and $5x = 5y$, then $x = y$. (Statement, True)
- Sets \mathbb{Z} and \mathbb{N} are infinite. (Statement, True)

7. The derivative of any polynomial of degree 5 is a polynomial of degree 6. (Statement, False)
9. $\cos(x) = -1$
This is not a statement. It is an open sentence because whether it's true or false depends on the value of x .
11. The integer x is a multiple of 7.
This is an open sentence, and not a statement.
13. Either x is a multiple of 7, or it is not.
This is a statement, for the sentence is true no matter what x is.
15. In the beginning God created the heaven and the earth.
This is a statement, for it is either definitely true or definitely false. There is some controversy over whether it's true or false, but no one claims that it is neither true nor false.

Section 2.2

Express each statement as one of the forms $P \wedge Q$, $P \vee Q$, or $\sim P$. Be sure to also state exactly what statements P and Q stand for.

1. The number 8 is both even and a power of 2.
 $P \wedge Q$
 P : 8 is even
 Q : 8 is a power of 2
Note: Do not say " Q : a power of 2," because that is not a statement.
3. $x \neq y$ $\sim(x = y)$ (Also $\sim P$ where $P : x = y$.)
5. $y \geq x$ $\sim(y < x)$ (Also $\sim P$ where $P : y < x$.)
7. The number x equals zero, but the number y does not.
 $P \wedge \sim Q$
 $P : x = 0$
 $Q : y = 0$
9. $x \in A - B$
 $(x \in A) \wedge \sim(x \in B)$
11. $A \in \{X \in \mathcal{P}(\mathbb{N}) : |\overline{X}| < \infty\}$
 $(A \subseteq \mathbb{N}) \wedge (|\overline{A}| < \infty)$.
13. Human beings want to be good, but not too good, and not all the time.
 $P \wedge \sim Q \wedge \sim R$
 P : Human beings want to be good.
 Q : Human beings want to be too good.
 R : Human beings want to be good all the time.

Section 2.3

Without changing their meanings, convert each of the following sentences into a sentence having the form "*If P , then Q .*"

1. A matrix is invertible provided that its determinant is not zero.
Answer: If a matrix has a determinant not equal to zero, then it is invertible.
3. For a function to be continuous, it is necessary that it is integrable.
Answer: If a function is continuous, then it is integrable.
5. An integer is divisible by 8 only if it is divisible by 4.
Answer: If an integer is divisible by 8, then it is divisible by 4.
7. A series converges whenever it converges absolutely.
Answer: If a series converges absolutely, then it converges.
9. A function is integrable provided the function is continuous.
Answer: If a function is continuous, then that function is integrable.
11. You fail only if you stop writing.
Answer: If you fail, then you have stopped writing.
13. Whenever people agree with me I feel I must be wrong.
Answer: If people agree with me, then I feel I must be wrong.

Section 2.4

Without changing their meanings, convert each of the following sentences into a sentence having the form “ P if and only if Q .”

1. For a matrix to be invertible, it is necessary and sufficient that its determinant is not zero.
Answer: A matrix is invertible if and only if its determinant is not zero.
3. If $xy = 0$ then $x = 0$ or $y = 0$, and conversely.
Answer: $xy = 0$ if and only if $x = 0$ or $y = 0$
5. For an occurrence to become an adventure, it is necessary and sufficient for one to recount it.
Answer: An occurrence becomes an adventure if and only if one recounts it.

Section 2.5

1. Write a truth table for $P \vee (Q \Rightarrow R)$
3. Write a truth table for $\sim(P \Rightarrow Q)$

P	Q	R	$Q \Rightarrow R$	$P \vee (Q \Rightarrow R)$
T	T	T	T	T
T	T	F	F	T
T	F	T	T	T
T	F	F	T	T
F	T	T	T	T
F	T	F	F	F
F	F	T	T	T
F	F	F	T	T

P	Q	$P \Rightarrow Q$	$\sim(P \Rightarrow Q)$
T	T	T	F
T	F	F	T
F	T	T	F
F	F	T	F

5. Write a truth table for $(P \wedge \sim P) \vee Q$ 7. Write a truth table for $(P \wedge \sim P) \Rightarrow Q$

P	Q	$(P \wedge \sim P)$	$(P \wedge \sim P) \vee Q$
T	T	F	T
T	F	F	F
F	T	F	T
F	F	F	F

P	Q	$(P \wedge \sim P)$	$(P \wedge \sim P) \Rightarrow Q$
T	T	F	T
T	F	F	T
F	T	F	T
F	F	F	T

9. Write a truth table for $\sim(\sim P \vee \sim Q)$.

P	Q	$\sim P$	$\sim Q$	$\sim P \vee \sim Q$	$\sim(\sim P \vee \sim Q)$
T	T	F	F	F	T
T	F	F	T	T	F
F	T	T	F	T	F
F	F	T	T	T	F

11. Suppose P is false and that the statement $(R \Rightarrow S) \Leftrightarrow (P \wedge Q)$ is true. Find the truth values of R and S . (This can be done without a truth table.)

Answer: Since P is false, it follows that $(P \wedge Q)$ is false also. But then in order for $(R \Rightarrow S) \Leftrightarrow (P \wedge Q)$ to be true, it must be that $(R \Rightarrow S)$ is false. The only way for $(R \Rightarrow S)$ to be false is if R is true and S is false.

Section 2.6

1. $P \wedge (Q \vee R) = (P \wedge Q) \vee (P \wedge R)$

P	Q	R	$Q \vee R$	$P \wedge Q$	$P \wedge R$	$P \wedge (Q \vee R)$	$(P \wedge Q) \vee (P \wedge R)$
T	T	T	T	T	T	T	T
T	T	F	T	T	F	T	T
T	F	T	T	F	T	T	T
T	F	F	F	F	F	F	F
F	T	T	T	F	F	F	F
F	T	F	T	F	F	F	F
F	F	T	T	F	F	F	F
F	F	F	F	F	F	F	F

Thus since the columns agree, the two statements are logically equivalent.

3. $P \Rightarrow Q = (\sim P) \vee Q$

P	Q	$\sim P$	$(\sim P) \vee Q$	$P \Rightarrow Q$
T	T	F	T	T
T	F	F	F	F
F	T	T	T	T
F	F	T	T	T

Since the columns agree, the two statements are logically equivalent.

5. $\sim(P \vee Q \vee R) = (\sim P) \wedge (\sim Q) \wedge (\sim R)$

P	Q	R	$P \vee Q \vee R$	$\sim P$	$\sim Q$	$\sim R$	$\sim(P \vee Q \vee R)$	$(\sim P) \wedge (\sim Q) \wedge (\sim R)$
T	T	T	T	F	F	F	F	F
T	T	F	T	F	F	T	F	F
T	F	T	T	F	T	F	F	F
T	F	F	T	F	T	T	F	F
F	T	T	T	T	F	F	F	F
F	T	F	T	T	F	T	F	F
F	F	T	T	T	T	F	F	F
F	F	F	F	T	T	T	T	T

Since the columns agree, the two statements are logically equivalent.

7. $P \Rightarrow Q = (P \wedge \sim Q) \Rightarrow (Q \wedge \sim Q)$

P	Q	$\sim Q$	$P \wedge \sim Q$	$Q \wedge \sim Q$	$(P \wedge \sim Q) \Rightarrow (Q \wedge \sim Q)$	$P \Rightarrow Q$
T	T	F	F	F	T	T
T	F	T	T	F	F	F
F	T	F	F	F	T	T
F	F	T	F	F	T	T

Since the columns agree, the two statements are logically equivalent.

9. By DeMorgan's law, we have $\sim(\sim P \vee \sim Q) = \sim\sim P \wedge \sim\sim Q = P \wedge Q$. Thus the two statements are logically equivalent.

11. $(\sim P) \wedge (P \Rightarrow Q)$ and $\sim(Q \Rightarrow P)$

P	Q	$\sim P$	$P \Rightarrow Q$	$Q \Rightarrow P$	$(\sim P) \wedge (P \Rightarrow Q)$	$\sim(Q \Rightarrow P)$
T	T	F	T	T	F	F
T	F	F	F	T	F	F
F	T	T	T	F	T	T
F	F	T	T	T	T	F

The columns for the two statements do not quite agree, thus the two statements are **not logically equivalent**.

13. $P \vee (Q \wedge R)$ and $(P \vee Q) \wedge R$ are **not logically equivalent** because if $P = T$ and $Q = R = F$, then the first statement is true and the second is false.

Section 2.7

Write the following as English sentences. Say if the statements are true or false.

1. $\forall x \in \mathbb{R}, x^2 > 0$

Answer: For every real number x , $x^2 > 0$.

Also: For every real number x , it follows that $x^2 > 0$.

Also: The square of any real number is positive. (etc.)

Statement is **false**. Reason: 0 is a real number, but it's not true that $0^2 > 0$.

3. $\exists a \in \mathbb{R}, \forall x \in \mathbb{R}, ax = x.$

Answer: There exists a real number a for which $ax = x$ for every real number x . This statement is TRUE. Reason: Consider $a = 1$.

5. $\forall n \in \mathbb{N}, \exists X \in \mathcal{P}(\mathbb{N}), |X| < n$

Answer: For every natural number n , there is a subset X of \mathbb{N} with $|X| < n$. This statement is TRUE. Reason: Suppose $n \in \mathbb{N}$. Let $X = \emptyset$. Then $|X| = 0 < n$.

7. $\forall X \subseteq \mathbb{N}, \exists n \in \mathbb{Z}, |X| = n$

Answer: For any subset X of \mathbb{N} , there exists an integer n for which $|X| = n$. This statement is FALSE. For example, the set $X = \{2, 4, 6, 8, \dots\}$ of all even natural numbers is infinite, so there does not exist any integer n for which $|X| = n$.

9. $\forall n \in \mathbb{Z}, \exists m \in \mathbb{Z}, m = n + 5$

Answer: For every integer n there is another integer m such that $m = n + 5$. This statement is TRUE.

Section 2.9

Translate each of the following sentences into symbolic logic.

1. If f is a polynomial and its degree is greater than 2, then f' is not constant.

Translation: $(P \wedge Q) \Rightarrow R$, where

P : f is a polynomial,

Q : f has degree greater than 2,

R : f' is not constant.

3. If x is prime then \sqrt{x} is not a rational number.

Translation: $P \Rightarrow \sim Q$, where

P : x is prime,

Q : \sqrt{x} is a rational number.

5. For every positive number ε , there is a positive number δ for which $|x - a| < \delta$ implies $|f(x) - f(a)| < \varepsilon$.

Translation: $\forall \varepsilon \in \mathbb{R}, \varepsilon > 0, \exists \delta \in \mathbb{R}, \delta > 0, (|x - a| < \delta) \Rightarrow (|f(x) - f(a)| < \varepsilon)$

7. There exists a real number a for which $a + x = x$ for every real number x .

Translation: $\exists a \in \mathbb{R}, \forall x \in \mathbb{R}, a + x = x$

9. If x is a rational number and $x \neq 0$, then $\tan(x)$ is not a rational number.

Translation: $((x \in \mathbb{Q}) \wedge (x \neq 0)) \Rightarrow (\tan(x) \notin \mathbb{Q})$

11. There is a Providence that protects idiots, drunkards, children and the United States of America.

One translation is as follows. Let R be union of the set of idiots, the set of drunkards, the set of children, and the set consisting of the USA. Let P be the open sentence $P(x)$: x is a Providence. Let S be the open sentence $S(x, y)$: x protects y . Then the translation is $\exists x, \forall y \in R, P(x) \wedge S(x, y)$.

(Notice that, although this is mathematically correct, some humor has been lost in the translation.)

13. Everything is funny as long as it is happening to somebody else.

Translation: $\forall x, (\sim M(x) \wedge S(x)) \Rightarrow F(x)$,

where $M(x)$: x is happening to me, $S(x)$: x is happening to someone, and $F(x)$: x is funny.

Section 2.10

Negate the following sentences.

- The number x is positive, but the number y is not positive.
The “but” can be interpreted as “and.” Using DeMorgan’s law, the negation is:
The number x is not positive or the number y is positive.
- For every prime number p , there is another prime number q with $q > p$.
Negation: *There is a prime number p such that for every prime number q , $q \leq p$.*
Also: *There exists a prime number p for which $q \leq p$ for every prime number q .*
(etc.)
- For every positive number ε there is a positive number M for which $|f(x) - b| < \varepsilon$ whenever $x > M$.

To negate this, it may be helpful to first write it in symbolic form. The statement is $\forall \varepsilon \in (0, \infty), \exists M \in (0, \infty), (x > M) \Rightarrow (|f(x) - b| < \varepsilon)$.

Working out the negation, we have

$$\begin{aligned} \sim (\forall \varepsilon \in (0, \infty), \exists M \in (0, \infty), (x > M) \Rightarrow (|f(x) - b| < \varepsilon)) &= \\ \exists \varepsilon \in (0, \infty), \sim (\exists M \in (0, \infty), (x > M) \Rightarrow (|f(x) - b| < \varepsilon)) &= \\ \exists \varepsilon \in (0, \infty), \forall M \in (0, \infty), \sim ((x > M) \Rightarrow (|f(x) - b| < \varepsilon)). & \end{aligned}$$

Finally, using the idea from Example 2.15, we can negate the conditional statement that appears here to get

$$\exists \varepsilon \in (0, \infty), \forall M \in (0, \infty), \exists x, (x > M) \wedge \sim (|f(x) - b| < \varepsilon).$$

Negation: *There exists a positive number ε with the property that for every positive number M , there is a number x for which $x > M$ and $|f(x) - b| \geq \varepsilon$.*

- I don’t eat anything that has a face.
Negation: *I will eat some things that have a face.*
(Note: If your answer was “*I will eat anything that has a face.*” then that is wrong, both morally and mathematically.)
- If $\sin(x) < 0$, then it is not the case that $0 \leq x \leq \pi$.
Negation: *There exists a number x for which $\sin(x) < 0$ and $0 \leq x \leq \pi$.*
- You can fool all of the people all of the time.

There are several ways to negate this, including:

There is a person that you can’t fool all the time. or

There is a person x and a time y for which x is not fooled at time y .

(But Abraham Lincoln said it better.)

Chapter 3 Exercises

Section 3.2

1. Consider lists made from the letters T, H, E, O, R, Y , with repetition allowed.
 - (a) How many length-4 lists are there? Answer: $6 \cdot 6 \cdot 6 \cdot 6 = 1296$.
 - (b) How many length-4 lists are there that begin with T ?
Answer: $1 \cdot 6 \cdot 6 \cdot 6 = 216$.
 - (c) How many length-4 lists are there that do not begin with T ?
Answer: $5 \cdot 6 \cdot 6 \cdot 6 = 1080$.

3. How many ways can you make a list of length 3 from symbols A, B, C, D, E, F if...
 - (a) ... repetition is allowed. Answer: $6 \cdot 6 \cdot 6 = 216$.
 - (b) ... repetition is not allowed. Answer: $6 \cdot 5 \cdot 4 = 120$.
 - (c) ... repetition is not allowed and the list must contain the letter A .
Answer: $5 \cdot 4 + 5 \cdot 4 + 5 \cdot 4 = 60$.
 - (d) ... repetition is allowed and the list must contain the letter A .
Answer: $6 \cdot 6 \cdot 6 - 5 \cdot 5 \cdot 5 = 91$.

(Note: See Example 3.3 if a more detailed explanation is required.)

5. This problems involves 8-digit binary strings such as 10011011 or 00001010. (i.e., 8-digit numbers composed of 0's and 1's.)
 - (a) How many such strings are there? Answer: $2 \cdot 2 \cdot 2 \cdot 2 \cdot 2 \cdot 2 \cdot 2 \cdot 2 = 256$.
 - (b) How many such strings end in 0? Answer: $2 \cdot 2 \cdot 2 \cdot 2 \cdot 2 \cdot 2 \cdot 2 \cdot 1 = 128$.
 - (c) How many such strings have the property that their second and fourth digits are 1's? Answer: $2 \cdot 1 \cdot 2 \cdot 1 \cdot 2 \cdot 2 \cdot 2 \cdot 2 = 64$.
 - (d) How many such strings are such that their second **or** fourth digits are 1's?
Solution: These strings can be divided into three types. Type 1 consists of those strings of form $*1*0****$, Type 2 consist of strings of form $*0*1****$, and Type 3 consists of those of form $*1*1****$. By the multiplication principle there are $2^6 = 64$ strings of each type, so **there are $3 \cdot 64 = 192$ 8-digit binary strings whose second or fourth digits are 1's.**

7. This problem concerns 4-letter codes made from the letters A, B, C, D, \dots, Z .
 - (a) How many such codes can be made? Answer: $26 \cdot 26 \cdot 26 \cdot 26 = 456,976$
 - (b) How many such codes have no two consecutive letters the same?
Solution: We use the multiplication principle. There are 26 choices for the first letter. The second letter can't be the same as the first letter, so there are only 25 choices for it. The third letter can't be the same as the second letter, so there are only 25 choices for it. The fourth letter can't be the same as the third letter, so there are only 25 choices for it. **Thus there are $26 \cdot 25 \cdot 25 \cdot 25 = 406,250$ codes with no two consecutive letters the same.**

9. A new car comes in a choice of five colors, three engine sizes and two transmissions. How many different combinations are there? Answer $5 \cdot 3 \cdot 2 = 30$.

Section 3.3

1. Five cards are dealt off of a standard 52-card deck and lined up in a row. How many such lineups are there that have at least one red card?

Solution: All together there are $52 \cdot 51 \cdot 50 \cdot 49 \cdot 48 = 311875200$ possible lineups. The number of lineups that **do not** have any red cards (i.e. are made up only of black cards) is $26 \cdot 25 \cdot 24 \cdot 23 \cdot 22 = 7,893,600$. By the subtraction principle, the answer to the question is $311,875,200 - 7,893,600 = \mathbf{303,981,600}$.

How many such lineups are there in which the cards are all black or all hearts?

Solution: The number of lineups that are all black is $26 \cdot 25 \cdot 24 \cdot 23 \cdot 22 = 7,893,600$. The number of lineups that are hearts (which are red) is $13 \cdot 12 \cdot 11 \cdot 10 \cdot 9 = 154,440$. By the addition principle, the answer to the question is $7,893,600 + 154,440 = \mathbf{8,048,040}$.

3. Five cards are dealt off of a standard 52-card deck and lined up in a row. How many such lineups are there in which all 5 cards are of the same color (i.e., all black or all red)?

Solution: There are $26 \cdot 25 \cdot 24 \cdot 23 \cdot 22 = 7,893,600$ possible black-card lineups and $26 \cdot 25 \cdot 24 \cdot 23 \cdot 22 = 7,893,600$ possible red-card lineups, so by the addition principle the answer is $7,893,600 + 7,893,600 = \mathbf{15,787,200}$.

5. How many integers between 1 and 9999 have no repeated digits?

Solution: Consider the 1-digit, 2-digit, 3-digit and 4-digit number separately. The number of 1-digit numbers that have no repeated digits is 9 (i.e., all of them). The number of 2-digit numbers that have no repeated digits is $9 \cdot 9 = 81$. (The number can't begin in 0, so there are only 9 choices for its first digit.) The number of 3-digit numbers that have no repeated digits is $9 \cdot 9 \cdot 8 = 648$. The number of 4-digit numbers that have no repeated digits is $9 \cdot 9 \cdot 8 \cdot 7 = 4536$. By the addition principle, the answer to the question is $9 + 81 + 648 + 4536 = \mathbf{5274}$.

How many integers between 1 and 9999 have at least one repeated digit?

Solution: The total number of integers between 1 and 9999 is 9999. Using the subtraction principle, we can subtract from this the number of digits that have *no* repeated digits, which is 5274, as above. Therefore the answer to the question is $9999 - 5274 = \mathbf{4725}$.

7. A password on a certain site must have five characters made from letters of the alphabet, and there must be at least one upper case letter. How many different passwords are there?

Solution: Let U be the set of all possible passwords made from a choice of upper and lower case letters. Let X be the set of all possible passwords made from lower case letters. Then $U - X$ is the set of passwords that have at least one lower case letter. By the subtraction principle our answer will be $|U - X| = |U| - |X|$.

All together, there are $26 + 26 = 52$ upper and lower case letters, so by the multiplication principle $|U| = 52 \cdot 52 \cdot 52 \cdot 52 \cdot 52 = 52^5 = 380,204,032$.

Likewise $|X| = 26 \cdot 26 \cdot 26 \cdot 26 \cdot 26 = 26^5 = 11,881,376$.

Thus the answer is $|U| - |X| = 380,204,032 - 11,881,376 = \mathbf{368,322,656}$.

Section 3.5

- Suppose a set A has 37 elements. How many subsets of A have 10 elements? How many subsets have 30 elements? How many have 0 elements?
Answers: $\binom{37}{10} = \mathbf{348,330,136}$; $\binom{37}{30} = \mathbf{10,295,472}$; $\binom{37}{0} = \mathbf{1}$.
- A set X has exactly 56 subsets with 3 elements. What is the cardinality of X ?
Solution: The answer will be the n for which $\binom{n}{3} = 56$. After some trial and error, you will discover $\binom{8}{3} = 56$, so $|X| = 8$.
- How many 16-digit binary strings contain exactly seven 1's?
Solution: Make such a string as follows. Start with a list of 16 blank spots. Choose 7 of the blank spots for the 1's and put 0's in the other spots. There are $\binom{16}{7} = \mathbf{11,440}$ ways to do this.
- $|\{X \in \mathcal{P}(\{0, 1, 2, 3, 4, 5, 6, 7, 8, 9\}) : |X| < 4\}| = \binom{10}{0} + \binom{10}{1} + \binom{10}{2} + \binom{10}{3} = 1 + 10 + 45 + 120 = \mathbf{176}$.
- This problem concerns lists of length six made from the letters A, B, C, D, E, F , without repetition. How many such lists have the property that the D occurs before the A ?
Solution: Make such a list as follows. Begin with six blank spaces and select two of these spaces. Put the D in the first selected space and the A in the second. There are $\binom{6}{2} = 15$ ways of doing this. For each of these 15 choices there are $4! = 24$ ways of filling in the remaining spaces. Thus the answer to the question is $15 \times 24 = \mathbf{360}$ such lists.
- How many 10-digit integers contain no 0's and exactly three 6's?
Solution: Make such a number as follows: Start with 10 blank spaces and choose three of these spaces for the 6's. There are $\binom{10}{3} = 120$ ways of doing this. For each of these 120 choices we can fill in the remaining seven blanks with choices from the digits 1, 2, 3, 4, 5, 7, 8, 9, and there are 8^7 to do this. Thus the answer to the question is $\binom{10}{3} \cdot 8^7 = \mathbf{251,658,240}$.
- Assume $n, k \in \mathbb{Z}$ with $0 \leq k \leq n$. Then $\binom{n}{k} = \frac{n!}{(n-k)!k!} = \frac{n!}{k!(n-k)!} = \frac{n!}{(n-(n-k))!(n-k)!} = \binom{n}{n-k}$.
- How many 10-digit binary strings are there that do not have exactly four 1's?
Solution: All together, there are 2^{10} different binary strings. The number of 10-digit binary strings with exactly four 1's is $\binom{10}{4}$, because to make one we need to choose 4 out of 10 positions for the 1's and fill the rest in with 0's. By the subtraction principle, the answer to our questions is $2^{10} - \binom{10}{4}$.
- How many 10-digit binary numbers are there that have exactly four 1's or exactly five 1's?
Solution: By the addition principle the answer is $\binom{10}{4} + \binom{10}{5}$.
How many do not have exactly four 1's or exactly five 1's?
Solution: By the subtraction principle combined with the answer to the first part of this problem, the answer is $2^{10} - \binom{10}{4} - \binom{10}{5}$.
- A 5-card poker hand is called a *flush* if all cards are the same suit. How many different flushes are there?

Solution: There are $\binom{13}{5} = 1287$ 5-card hands that are all hearts. Similarly, there are $\binom{13}{5} = 1287$ 5-card hands that are all diamonds, or all clubs, or all spades. By the addition principle, there are then $1287 + 1287 + 1287 + 1287 = \mathbf{5148}$ flushes.

Section 3.6

- Write out Row 11 of Pascal's triangle.
Answer: 1 11 55 165 330 462 462 330 165 55 11 1
- Use the binomial theorem to find the coefficient of x^8 in $(x+2)^{13}$.
Answer: According to the binomial theorem, the coefficient of $x^8 y^5$ in $(x+y)^{13}$ is $\binom{13}{5} x^8 y^5 = 1287 x^8 y^5$. Now plug in $y = 2$ to get the final answer of $41184x^8$.
- Use the binomial theorem to show $\sum_{k=0}^n \binom{n}{k} = 2^n$. Hint: Observe that $2^n = (1+1)^n$. Now use the binomial theorem to work out $(x+y)^n$ and plug in $x = 1$ and $y = 1$.
- Use the binomial theorem to show $\sum_{k=0}^n 3^k \binom{n}{k} = 4^n$.
Hint: Observe that $4^n = (1+3)^n$. Now look at the hint for the previous problem.
- Use the binomial theorem to show $\binom{n}{0} - \binom{n}{1} + \binom{n}{2} - \binom{n}{3} + \binom{n}{4} - \binom{n}{5} + \dots \pm \binom{n}{n} = 0$. Hint: Observe that $0 = 0^n = (1+(-1))^n$. Now use the binomial theorem.
- Use the binomial theorem to show $9^n = \sum_{k=0}^n (-1)^k \binom{n}{k} 10^{n-k}$.
Hint: Observe that $9^n = (10+(-1))^n$. Now use the binomial theorem.
- Assume $n \geq 3$. Then $\binom{n}{3} = \binom{n-1}{3} + \binom{n-1}{2} = \binom{n-2}{3} + \binom{n-2}{2} + \binom{n-1}{2} = \dots = \binom{2}{2} + \binom{3}{2} + \dots + \binom{n-1}{2}$.

Section 3.7

- At a certain university 523 of the seniors are history majors or math majors (or both). There are 100 senior math majors, and 33 seniors are majoring in both history and math. How many seniors are majoring in history?
Solution: Let A be the set of senior math majors and B be the set of senior history majors. From $|A \cup B| = |A| + |B| - |A \cap B|$ we get $523 = 100 + |B| - 33$, so $|B| = 523 + 33 - 100 = 456$. **There are 456 history majors.**
- How many 4-digit positive integers are there that are even or contain no 0's?
Solution: Let A be the set of 4-digit even positive integers, and let B be the set of 4-digit positive integers that contain no 0's. We seek $|A \cup B|$. By the multiplication principle $|A| = 9 \cdot 10 \cdot 10 \cdot 5 = 4500$. (Note the first digit cannot be 0 and the last digit must be even.) Also $|B| = 9 \cdot 9 \cdot 9 \cdot 9 = 6561$. Further, $A \cap B$ consists of all even 4-digit integers that have no 0's. It follows that $|A \cap B| = 9 \cdot 9 \cdot 4 = 2916$. Then the answer to our question is $|A \cup B| = |A| + |B| - |A \cap B| = 4500 + 6561 - 2916 = \mathbf{8145}$.
- How many 7-digit binary strings begin in 1 or end in 1 or have exactly four 1's?
Solution: Let A be the set of such strings that begin in 1. Let B be the set of such strings that end in 1. Let C be the set of such strings that have exactly four 1's. Then the answer to our question is $|A \cup B \cup C|$. Using Equation (3.5) to compute this number, we have $|A \cup B \cup C| = |A| + |B| + |C| - |A \cap B| - |A \cap C| - |B \cap C| + |A \cap B \cap C| = 2^6 + 2^6 + \binom{7}{4} - 2^5 - \binom{6}{3} - \binom{6}{3} + \binom{5}{2} = 64 + 64 + 35 - 32 - 20 - 20 + 10 = \mathbf{101}$.
- This problem concerns 4-card hands dealt off of a standard 52-card deck. How many 4-card hands are there for which all four cards are of the same suit or all four cards are red?

Solution: Let A be the set of 4-card hands for which all four cards are of the same suit. Let B be the set of 4-card hands for which all four cards are red. Then $A \cap B$ is the set of 4-card hands for which the four cards are either all hearts or all diamonds. The answer to our question is $|A \cup B| = |A| + |B| - |A \cap B| = 4\binom{13}{4} + \binom{26}{4} - 2\binom{13}{4} = 2\binom{13}{4} + \binom{26}{4} = 1430 + 14,950 = \mathbf{16,380}$.

9. A 4-letter list is made from the letters L, I, S, T, E, D according to the following rule: Repetition is allowed, and the first two letters on the list are vowels or the list ends in D . How many such lists are possible?

Solution: Let A be the set of such lists for which the first two letters are vowels, so $|A| = 2 \cdot 2 \cdot 6 \cdot 6 = 144$. Let B be the set of such lists that end in D , so $|B| = 6 \cdot 6 \cdot 6 \cdot 1 = 216$. Then $A \cap B$ is the set of such lists for which the first two entries are vowels and the list ends in D . Thus $|A \cap B| = 2 \cdot 2 \cdot 6 \cdot 1 = 24$. The answer to our question is $|A \cup B| = |A| + |B| - |A \cap B| = 144 + 216 - 24 = \mathbf{336}$.

11. How many 7-digit numbers are even or have exactly three digits equal to 0?

Solution: Let A be the set of 7-digit numbers that are even. By the multiplication principle, $|A| = 9 \cdot 10 \cdot 10 \cdot 10 \cdot 10 \cdot 10 \cdot 5 = 4,500,000$. Let B be the set of 7-digit numbers that have exactly three digits equal to 0. Then $|B| = 9 \cdot \binom{6}{3} \cdot 9 \cdot 9 \cdot 9$. (First digit is anything but 0. Then choose 3 of 6 of the remaining places in the number for the 0's. Finally the remaining 3 places can be anything but 0.)

Note $A \cap B$ is the set of 7-digit numbers that are even and contain exactly three 0's. We can compute $|A \cap B|$ with the addition principle, by dividing $A \cap B$ into two parts: the even 7-digit numbers with three digits 0 and the last digit **is not** 0, and the even 7-digit numbers with three digits 0 and the last digit **is** 0. The first part has $9 \cdot \binom{5}{3} \cdot 9 \cdot 9 \cdot 4$ elements. The second part has $9 \cdot \binom{5}{3} \cdot 9 \cdot 9 \cdot 9 \cdot 1$ elements. Thus $|A \cap B| = 9 \cdot \binom{5}{3} \cdot 9 \cdot 9 \cdot 4 + 9 \cdot \binom{5}{3} \cdot 9 \cdot 9 \cdot 9$.

By the inclusion-exclusion formula, the answer to our question is $|A \cup B| = |A| + |B| - |A \cap B| = 4,500,000 + 9^4 \binom{6}{3} - 9^3 \binom{5}{3} \cdot 4 - 9^4 \binom{5}{3} = 4,536,450$.

13. How many 8-digit binary strings end in 1 or have exactly four 1's?

Solution: Let A be the set of strings that end in 1. By the multiplication principle $|A| = 2^7$. Let B be the number of strings with exactly four 1's. Then $|B| = \binom{8}{4}$ because we can make such a string by choosing 4 of 8 spots for the 1's and filling the remaining spots with 0's. Then $A \cap B$ is the set of strings that end with 1 and have exactly four 1's. Note that $|A \cap B| = \binom{7}{4}$ (make the last entry a 1 and choose 3 of the remaining 7 spots for 1's). By the inclusion-exclusion formula, the number 8-digit binary strings that end in 1 or have exactly four 1's is $|A \cup B| = |A| + |B| - |A \cap B| = 2^7 + \binom{8}{4} - \binom{7}{4} = 163$.

15. How many 10-digit binary strings begin in 1 or end in 1?

Solution: Let A be the set of strings that begin with 1. By the multiplication principle $|A| = 2^9$. Let B be the number of strings that end with 1. By the multiplication principle $|B| = 2^9$. Then $A \cap B$ is the set of strings that begin and end with 1. By the multiplication principle $|A \cap B| = 2^8$. By the inclusion-exclusion formula, the number 10-digit binary strings begin in 1 or end in 1 is $|A \cup B| = |A| + |B| - |A \cap B| = 2^9 + 2^9 - 2^8 = 768$.

Section 3.8

1. How many 10-element multisets can be made from the symbols $\{1, 2, 3, 4\}$?

Answer: $\binom{10+4-1}{10} = \binom{13}{10} = \mathbf{286}$.

3. You have a dollar in pennies, a dollar in nickels, a dollar in dimes and a dollar in quarters. You give four coins to a friend. In how many ways can this be done?

Solution: In giving your friend four coins, you are giving her a 4-element multiset made from elements in $\{1, 5, 10, 25\}$. There are $\binom{4+4-1}{4} = \binom{7}{4} = \mathbf{35}$ such multisets.

5. A bag contains 20 identical red balls, 20 identical blue balls, 20 identical green balls, and one white ball. You reach in and grab 15 balls. How many different outcomes are possible?

Solution: First we count the number of outcomes that don't have a white ball. Modeling this with stars and bars, we are looking at length-17 lists of the form

$$\overbrace{*****}^{\text{red}} \mid \overbrace{*****}^{\text{blue}} \mid \overbrace{*****}^{\text{green}},$$

where there are 15 stars and two bars. Therefore there are $\binom{17}{15}$ outcomes without the white ball. Next we count the outcomes that do have the white ball. Then there are 14 remaining balls in the grab. In counting the ways that they can be selected we can use the same stars-and-bars model above, but this time the list is of length 16 and has 14 stars. There are $\binom{16}{14}$ outcomes. Finally, by the addition principle, the answer to the question is $\binom{17}{15} + \binom{16}{14} = \mathbf{256}$.

7. In how many ways can you place 20 identical balls into five different boxes?

Solution: Let's model this with stars and bars. Doing this we get a list of length 24 with 20 stars and 4 bars, where the first grouping of stars has as many stars as balls in Box 1, the second grouping has as many stars as balls in Box 2, and so on.

$$\overbrace{*****}^{\text{Box 1}} \mid \overbrace{*****}^{\text{Box 2}} \mid \overbrace{*****}^{\text{Box 3}} \mid \overbrace{*****}^{\text{Box 4}} \mid \overbrace{*****}^{\text{Box 5}},$$

The number of ways to place 20 balls in the five boxes equals the number of such lists, which is $\binom{24}{20} = \mathbf{10,626}$.

9. A bag contains 50 pennies, 50 nickels, 50 dimes and 50 quarters. You reach in and grab 30 coins. How many different outcomes are possible?

Solution: The stars-and-bars model is

$$\overbrace{*****}^{\text{pennies}} \mid \overbrace{*****}^{\text{nickels}} \mid \overbrace{*****}^{\text{dimes}} \mid \overbrace{*****}^{\text{quarters}},$$

so there are $\binom{33}{30} = \mathbf{5456}$ outcomes.

11. How many integer solutions does the equation $w + x + y + z = 100$ have if $w \geq 4$, $x \geq 2$, $y \geq 0$ and $z \geq 0$?

Solution: Imagine a bag containing 100 red balls, 100 blue balls, 100 green balls and 100 white balls. Each solution of the equation corresponds to an outcome in selecting 100 balls from the bag, where the selection includes $w \geq 4$ red balls, $x \geq 2$ blue balls, $y \geq 0$ green balls and $z \geq 0$ white balls.

Now let's consider making such a selection. Pre-select 4 red balls and 2 blue balls, so 94 balls remain in the bag. Next the remaining 94 balls are selected. We can calculate the number of ways that this selection can be made with stars and bars, where there are 94 stars and 3 bars, so the list's length is 97.

$$\overbrace{*****}^{\text{red}} \mid \overbrace{*****}^{\text{blue}} \mid \overbrace{*****}^{\text{green}} \mid \overbrace{*****}^{\text{white}},$$

The number of outcomes is thus $\binom{97}{3} = \mathbf{147,440}$.

- 13.** How many length-6 lists can be made from the symbols {A, B, C, D, E, F, G}, if repetition is allowed and the list is in alphabetical order?

Solution: Any such list corresponds to a 6-element multiset made from the symbols {A, B, C, D, E, F, G}. For example, the list AACDDG corresponds to the multiset [A,A,C,D,D,G]. Thus the number of lists equals the number of multisets, which is $\binom{6+7-1}{6} = \binom{12}{6} = \mathbf{924}$.

- 15.** How many permutations are there of the letters in the word "TENNESSEE"?

Solution: By Fact 3.8, the answer is $\frac{9!}{4!2!2!} = \mathbf{3,780}$.

- 17.** You roll a dice six times in a row. How many possible outcomes are there that have two 1's three 5's and one 6?

Solution: This is the number of permutations of the "word" $\square \square \square \square \square \square$. By Fact 3.8, the answer is $\frac{6!}{2!3!1!} = \mathbf{60}$.

- 19.** In how many ways can you place 15 identical balls into 20 different boxes if each box can hold at most one ball?

Solution: Regard each such distribution as a binary string of length 20, where there is a 1 in the i th position precisely if the i th box contains a ball (and zeros elsewhere). The answer is the number of permutations of such a string, which by Fact 3.8 is $\frac{20!}{15!5!} = \mathbf{15,504}$. Alternatively, the answer is the number of ways to choose 15 positions out of 20, which is $\binom{20}{15} = \mathbf{15,504}$.

- 21.** How many numbers between 10,000 and 99,999 contain one or more of the digits 3, 4 and 8, but no others?

Solution: First count the numbers that have three 3's, one 4, and one 8, like 33,348. By Fact 3.8, the number of permutations of this is $\frac{5!}{3!1!1!} = \mathbf{20}$.

By the same reasoning there are 20 numbers that contain three 4's, one 3, and one 8, and 20 numbers that contain three 8's, one 3, and one 4.

Next, consider the numbers that have two 3's, two 4's and one 8, like 33,448. By Fact 3.8, the number of permutations of this is $\frac{5!}{2!2!1!} = \mathbf{30}$.

By the same reasoning there are 30 numbers that contain two 3's, two 8's and one 4, and 30 numbers that contain two 4's, two 8's and one 3. This exhausts all possibilities. By the addition principle the answer is $20+20+20+30+30+30 = \mathbf{150}$.

Section 3.9

1. Show that if 6 integers are chosen at random, at least two will have the same remainder when divided by 5.

Solution: Pick six integers n_1, n_2, n_3, n_4, n_5 and n_6 at random. Imagine five boxes, labeled Box 0, Box 1, Box 2, Box 3, Box 4. Each of the picked integers has a remainder when divided by 5, and that remainder is 0, 1, 2, 3 or 4. For each n_i , let r_i be its remainder when divided by 5. Put n_i in Box r_i . We have now put six numbers in five boxes, so by the pigeonhole principle one of the boxes has two or more of the picked numbers in it. Those two numbers have the same remainder when divided by 5.

3. What is the fewest number of times you must roll a six-sided dice before you can be assured that 10 or more of the rolls resulted in the same number?

Solution: Imagine six boxes, labeled 1 through 6. Every time you roll a \square , put an object in Box 1. Every time you roll a \square , put an object in Box 2, etc. After n rolls, the division principle says that one box contains $\lceil \frac{n}{6} \rceil$ objects, and this means you rolled the same number $\lceil \frac{n}{6} \rceil$ times. We seek the smallest n for which $\lceil \frac{n}{6} \rceil \geq 10$. This is the smallest n for which $\frac{n}{6} > 9$, that is $n > 9 \cdot 6 = 54$. Thus the answer is $n = 55$. You need to roll the dice 55 times.

5. Prove that any set of 7 distinct natural numbers contains a pair of numbers whose sum or difference is divisible by 10.

Solution: Let $S = \{a_1, a_2, a_3, a_4, a_5, a_6, a_7\}$ be any set of 7 natural numbers. Let's say that $a_1 < a_2 < a_3 < \dots < a_7$. Consider the set

$$A = \{a_1 - a_2, a_1 - a_3, a_1 - a_4, a_1 - a_5, a_1 - a_6, a_1 - a_7, \\ a_1 + a_2, a_1 + a_3, a_1 + a_4, a_1 + a_5, a_1 + a_6, a_1 + a_7\}$$

Thus $|A| = 12$. Now imagine 10 boxes numbered 0, 1, 2, ..., 9. For each number $a_1 \pm a_i \in A$, put it in the box whose number is the one's digit of $a_1 \pm a_i$. (For example, if $a_1 \pm a_i = 4$, put it in Box 4. If $a_1 \pm a_i = 8$, put it in Box 8, etc.) Now we have placed the 12 numbers in A into 10 boxes, so the pigeonhole principle says at least one box contains two elements $a_1 \pm a_i$ and $a_1 \pm a_j$ from A . This means the last digit of $a_1 \pm a_i$ is the same as the last digit of $a_1 \pm a_j$. Thus the last digit of the difference $(a_1 \pm a_i) - (a_1 \pm a_j) = \pm a_i \pm a_j$ is 0. Hence $\pm a_i \pm a_j$ is a sum or difference of elements of S that is divisible by 10.

Section 3.10

1. Show that $1(n-0) + 2(n-1) + 3(n-2) + 4(n-3) + \dots + (n-1)2 + (n-0)1 = \binom{n+2}{3}$.

Solution: Let $S = \{0, 1, 2, 3, \dots, n, n+1\}$, which is a set with $n+2$ elements. The right-hand side $\binom{n+2}{3}$ of our equations is the number of 3-element subsets of S .

Let's now count these 3-element subsets in a different way. Any such subset X can be written as $X = \{j, k, \ell\}$, where $0 \leq j < k < \ell \leq n+1$. Note that this forces the middle element k to be in the range $1 \leq k \leq n$. Given a fixed middle element k ,

there are k choices for the smallest element j and $n + 1 - k$ choices for the largest element ℓ .

$$\underbrace{0 \quad 1 \quad 2 \quad \cdots \quad k-1}_{k \text{ choices for } j} \quad \begin{array}{c} k \\ \uparrow \\ \text{middle} \end{array} \quad \underbrace{k+1 \quad k+2 \quad k+3 \quad \cdots \quad n \quad n+1}_{n+1-k \text{ choices for } \ell}$$

By the multiplication principle, there are $k(n + 1 - k)$ possible 3-element sets X with middle element k . For example, if $k = 1$, there are $1(n - 0)$ sets X with middle element 1. If $k = 2$, there are $2(n - 1)$ sets X with middle element 2. If $k = 3$, there are $3(n - 2)$ sets X with middle element 3. Thus the left-hand side of our equation counts up the number of 3-element subsets of S , so it is equal to the right-hand side.

3. Show that $\binom{n}{2}\binom{n-2}{k-2} = \binom{n}{k}\binom{k}{2}$.

Solution: Consider the following problem. From a group of n people, you need to select k people to serve on a committee, and you also need to select 2 of these k people to lead the committee's discussion. In how many ways can this be done?

One approach is to first select k people from n , and then select 2 of these k people to lead the discussion. By the multiplication principle, there are $\binom{n}{k}\binom{k}{2}$ ways to make this selection.

Another approach is to first select 2 of the n people to be the discussion leaders, and there are $\binom{n}{2}$ ways to do this. Next we need to fill out the committee by selecting $k - 2$ people from the remaining $n - 2$ people, and there are $\binom{n-2}{k-2}$ ways to do this. By the multiplication principle, there are $\binom{n}{2}\binom{n-2}{k-2}$ ways to make the selection.

By the previous two paragraphs, $\binom{n}{2}\binom{n-2}{k-2}$ and $\binom{n}{k}\binom{k}{2}$ are both answers to the same counting problem, so they are equal.

5. Show that $\binom{2n}{2} = 2\binom{n}{2} + n^2$.

Solution: Let S be a set with $2n$ elements. Then the left-hand side counts the number of 2-element subsets of S .

Let's now count this in a different way. Split S as $S = A \cup B$, where $|A| = n = |B|$. We can choose a 2-element subset of S in three ways: We could choose both elements from A , and there are $\binom{n}{2}$ ways to do this. We could choose both elements from B , and there are $\binom{n}{2}$ ways to do this. Or we could choose one element from A and then another element from B , and by the multiplication principle there are $n \cdot n = n^2$ ways to do this. Thus the number of 2-element subsets of S is $\binom{n}{2} + \binom{n}{2} + n^2 = 2\binom{n}{2} + n^2$, and this is the right-hand side. Therefore the equation holds because both sides count the same thing.

7. Show that $\sum_{k=0}^p \binom{m}{k}\binom{n}{p-k} = \binom{m+n}{p}$.

Solution: Take three non-negative integers m, n and p . Let S be a set with $|S| = m + n$, so the right-hand side counts the number of p -element subsets of S .

Now let's count this in a different way. Split S as $S = A \cup B$, where $|A| = m$ and $|B| = n$. We can make any p -element subset of S by choosing k of its elements from A in and $p - k$ of its elements from B , for any $0 \leq k \leq p$. There are $\binom{m}{k}$ ways to choose k elements from A , and $\binom{n}{p-k}$ ways to choose $p - k$ elements from B , so there are $\binom{m}{k}\binom{n}{p-k}$ ways to make a p -element subset of S that has k elements from A . As k could be any number between 0 and p , the left-hand side of our equation counts up the p -element subsets of S . Thus the left- and right-hand sides count the same thing, so they are equal.

9. Show that $\sum_{k=m}^n \binom{k}{m} = \binom{n+1}{m+1}$.

Solution: Let $S = \{0, 1, 2, \dots, n\}$, so $|S| = n + 1$. The right-hand side of our equation is the number of subsets X of S with $m + 1$ elements.

Now let's think of a way to make such an $X \subseteq S$ with $|X| = m + 1$. We could begin by selecting a largest element k for X . Now, once we have chosen k , there are k elements in S to the left of k , and we need to choose m of them to go in X (so these, along with k , form the set X).

$$S = \{ \underbrace{0, 1, 2, 3, 4, 5, \dots, k-1}_{\text{choose } m \text{ of these } k \text{ numbers for } X}, \underset{\substack{\uparrow \\ \text{largest} \\ \text{number} \\ \text{in } X}}}{k}, k+1, k+2, k+3, \dots, n \}$$

There are $\binom{k}{m}$ ways to choose these m numbers, so there are $\binom{k}{m}$ subsets of S whose largest element is k . Notice that we must have $m \leq k \leq n$. (The largest element k of X cannot be smaller than m because we need at least m elements on its left.) Summing over all possible largest values in X , we see that $\sum_{k=m}^n \binom{k}{m}$ equals the number of subsets of S with $m + 1$ elements.

The previous two paragraphs show that $\sum_{k=m}^n \binom{k}{m}$ and $\binom{n+1}{m+1}$ are answers to the same counting question, so they are equal.

11. Show that $\sum_{k=0}^n 2^k \binom{n}{k} = 3^n$.

Solution: Consider the problem of counting the number of length- n lists made from the symbols $\{a, b, c\}$, with repetition allowed. There are 3^n such lists, so the right-hand side counts the number of such lists.

On the other hand, given k with $0 \leq k \leq n$, let's count the lists that have exactly k entries unequal to a . There are $2^k \binom{n}{k}$ such lists. (First choose k of n list positions to be filled with b or c , in $\binom{n}{k}$ ways. Then fill these k positions with b 's and c 's in 2^k ways. Fill any remaining positions with a 's.) As k could be any number between 0 and n , the left-hand side of our equation counts up the number of length- n lists made from the symbols $\{a, b, c\}$. Thus the right- and left-hand sides count the same thing, so they are equal.

Chapter 4 Exercises

1. If x is an even integer, then x^2 is even.

Proof. Suppose x is even. Thus $x = 2a$ for some $a \in \mathbb{Z}$.

Consequently $x^2 = (2a)^2 = 4a^2 = 2(2a^2)$.

Therefore $x^2 = 2b$, where b is the integer $2a^2$.

Thus x^2 is even by definition of an even number. ■

3. If a is an odd integer, then $a^2 + 3a + 5$ is odd.

Proof. Suppose a is odd.

Thus $a = 2c + 1$ for some integer c , by definition of an odd number.

Then $a^2 + 3a + 5 = (2c + 1)^2 + 3(2c + 1) + 5 = 4c^2 + 4c + 1 + 6c + 3 + 5 = 4c^2 + 10c + 9 = 4c^2 + 10c + 8 + 1 = 2(2c^2 + 5c + 4) + 1$.

This shows $a^2 + 3a + 5 = 2b + 1$, where $b = 2c^2 + 5c + 4 \in \mathbb{Z}$.

Therefore $a^2 + 3a + 5$ is odd. ■

5. Suppose $x, y \in \mathbb{Z}$. If x is even, then xy is even.

Proof. Suppose $x, y \in \mathbb{Z}$ and x is even.

Then $x = 2a$ for some integer a , by definition of an even number.

Thus $xy = (2a)(y) = 2(ay)$.

Therefore $xy = 2b$ where b is the integer ay , so xy is even. ■

7. Suppose $a, b \in \mathbb{Z}$. If $a \mid b$, then $a^2 \mid b^2$.

Proof. Suppose $a \mid b$.

By definition of divisibility, this means $b = ac$ for some integer c .

Squaring both sides of this equation produces $b^2 = a^2c^2$.

Then $b^2 = a^2d$, where $d = c^2 \in \mathbb{Z}$.

By definition of divisibility, this means $a^2 \mid b^2$. ■

9. Suppose a is an integer. If $7 \mid 4a$, then $7 \mid a$.

Proof. Suppose $7 \mid 4a$.

By definition of divisibility, this means $4a = 7c$ for some integer c .

Since $4a = 2(2a)$ it follows that $4a$ is even, and since $4a = 7c$, we know $7c$ is even.

But then c can't be odd, because that would make $7c$ odd, not even.

Thus c is even, so $c = 2d$ for some integer d .

Now go back to the equation $4a = 7c$ and plug in $c = 2d$. We get $4a = 14d$.

Dividing both sides by 2 gives $2a = 7d$.

Now, since $2a = 7d$, it follows that $7d$ is even, and thus d cannot be odd.

Then d is even, so $d = 2e$ for some integer e .

Plugging $d = 2e$ back into $2a = 7d$ gives $2a = 14e$.

Dividing both sides of $2a = 14e$ by 2 produces $a = 7e$.

Finally, the equation $a = 7e$ means that $7 \mid a$, by definition of divisibility. ■

11. Suppose $a, b, c, d \in \mathbb{Z}$. If $a \mid b$ and $c \mid d$, then $ac \mid bd$.

Proof. Suppose $a \mid b$ and $c \mid d$.

As $a \mid b$, the definition of divisibility means there is an integer x for which $b = ax$.

As $c \mid d$, the definition of divisibility means there is an integer y for which $d = cy$.

Since $b = ax$, we can multiply one side of $d = cy$ by b and the other by ax .

This gives $bd = axcy$, or $bd = (ac)(xy)$.

Since $xy \in \mathbb{Z}$, the definition of divisibility applied to $bd = (ac)(xy)$ gives $ac \mid bd$. ■

13. Suppose $x, y \in \mathbb{R}$. If $x^2 + 5y = y^2 + 5x$, then $x = y$ or $x + y = 5$.

Proof. Suppose $x^2 + 5y = y^2 + 5x$.

Then $x^2 - y^2 = 5x - 5y$, and factoring gives $(x - y)(x + y) = 5(x - y)$.

Now consider two cases.

Case 1. If $x - y \neq 0$ we can divide both sides of $(x - y)(x + y) = 5(x - y)$ by the non-zero quantity $x - y$ to get $x + y = 5$.

Case 2. If $x - y = 0$, then $x = y$. (By adding y to both sides.)

Thus $x = y$ or $x + y = 5$. ■

15. If $n \in \mathbb{Z}$, then $n^2 + 3n + 4$ is even.

Proof. Suppose $n \in \mathbb{Z}$. We consider two cases.

Case 1. Suppose n is even. Then $n = 2a$ for some $a \in \mathbb{Z}$.

Therefore $n^2 + 3n + 4 = (2a)^2 + 3(2a) + 4 = 4a^2 + 6a + 4 = 2(2a^2 + 3a + 2)$.

So $n^2 + 3n + 4 = 2b$ where $b = 2a^2 + 3a + 2 \in \mathbb{Z}$, so $n^2 + 3n + 4$ is even.

Case 2. Suppose n is odd. Then $n = 2a + 1$ for some $a \in \mathbb{Z}$.

Therefore $n^2 + 3n + 4 = (2a + 1)^2 + 3(2a + 1) + 4 = 4a^2 + 4a + 1 + 6a + 3 + 4 = 4a^2 + 10a + 8 = 2(2a^2 + 5a + 4)$. So $n^2 + 3n + 4 = 2b$ where $b = 2a^2 + 5a + 4 \in \mathbb{Z}$, so $n^2 + 3n + 4$ is even.

In either case $n^2 + 3n + 4$ is even. ■

17. If two integers have opposite parity, then their product is even.

Proof. Suppose a and b are two integers with opposite parity. Thus one is even and the other is odd. Without loss of generality, suppose a is even and b is odd. Therefore there are integers c and d for which $a = 2c$ and $b = 2d + 1$. Then the product of a and b is $ab = 2c(2d + 1) = 2(2cd + c)$. Therefore $ab = 2k$ where $k = 2cd + c \in \mathbb{Z}$. Therefore the product ab is even. ■

19. Suppose $a, b, c \in \mathbb{Z}$. If $a^2 \mid b$ and $b^3 \mid c$ then $a^6 \mid c$.

Proof. Since $a^2 \mid b$ we have $b = ka^2$ for some $k \in \mathbb{Z}$. Since $b^3 \mid c$ we have $c = hb^3$ for some $h \in \mathbb{Z}$. Thus $c = h(ka^2)^3 = hk^3a^6$. Hence $a^6 \mid c$. ■

21. If p is prime and $0 < k < p$ then $p \mid \binom{p}{k}$.

Proof. From the formula $\binom{p}{k} = \frac{p!}{(p-k)!k!}$, we get $p! = \binom{p}{k}(p-k)!k!$. Now, since the prime number p is a factor of $p!$ on the left, it must also be a factor of $\binom{p}{k}(p-k)!k!$

on the right. Thus the prime number p appears in the prime factorization of $\binom{p}{k}(p-k)!k!$.

As $k!$ is a product of numbers smaller than p , its prime factorization contains no p 's. Similarly the prime factorization of $(p-k)!$ contains no p 's. But we noted that the prime factorization of $\binom{p}{k}(p-k)!k!$ must contain a p , so the prime factorization of $\binom{p}{k}$ contains a p . Thus $\binom{p}{k}$ is a multiple of p , so p divides $\binom{p}{k}$. ■

23. If $n \in \mathbb{N}$ then $\binom{2n}{n}$ is even.

Proof. By definition, $\binom{2n}{n}$ is the number of n -element subsets of a set A with $2n$ elements. For each subset $X \subseteq A$ with $|X| = n$, the complement \bar{X} is a different set, but it also has $2n - n = n$ elements. Imagine listing out all the n -element subset of a set A . It could be done in such a way that the list has form

$$X_1, \bar{X}_1, X_2, \bar{X}_2, X_3, \bar{X}_3, X_4, \bar{X}_4, X_5, \bar{X}_5 \dots$$

This list has an even number of items, for they are grouped in pairs. Thus $\binom{2n}{n}$ is even. ■

25. If $a, b, c \in \mathbb{N}$ and $c \leq b \leq a$ then $\binom{a}{b}\binom{b}{c} = \binom{a}{b-c}\binom{a-b+c}{c}$.

Proof. Assume $a, b, c \in \mathbb{N}$ with $c \leq b \leq a$. Then we have $\binom{a}{b}\binom{b}{c} = \frac{a!}{(a-b)!b!} \frac{b!}{(b-c)!c!} = \frac{a!}{(a-b+c)!(a-b)!} \frac{(a-b+c)!}{(b-c)!c!} = \frac{a!}{(b-c)!(a-b+c)!} \frac{(a-b+c)!}{(a-b)!c!} = \binom{a}{b-c}\binom{a-b+c}{c}$. ■

27. Suppose $a, b \in \mathbb{N}$. If $\gcd(a, b) > 1$, then $b \mid a$ or b is not prime.

Proof. Suppose $\gcd(a, b) > 1$. Let $c = \gcd(a, b) > 1$. Then since c is a divisor of both a and b , we have $a = cx$ and $b = cy$ for integers x and y . We divide into two cases according to whether or not b is prime.

Case I. Suppose b is prime. Then the above equation $b = cy$ with $c > 1$ forces $c = b$ and $y = 1$. Then $a = cx$ becomes $a = bx$, which means $b \mid a$. We conclude that the statement “ $b \mid a$ or b is not prime,” is true.

Case II. Suppose b is not prime. Then the statement “ $b \mid a$ or b is not prime,” is automatically true. ■

Chapter 5 Exercises

1. Suppose $n \in \mathbb{Z}$. If n^2 is even, then n is even.

Proof. (Contrapositive) Suppose n is not even. Then n is odd, so $n = 2a + 1$ for some integer a , by definition of an odd number. Thus $n^2 = (2a + 1)^2 = 4a^2 + 4a + 1 = 2(2a^2 + 2a) + 1$. Consequently $n^2 = 2b + 1$, where b is the integer $2a^2 + 2a$, so n^2 is odd. Therefore n^2 is not even. ■

3. Suppose $a, b \in \mathbb{Z}$. If $a^2(b^2 - 2b)$ is odd, then a and b are odd.

Proof. (Contrapositive) Suppose it is not the case that a and b are odd. Then, by DeMorgan's law, at least one of a and b is even. Let us look at these cases separately.

Case 1. Suppose a is even. Then $a = 2c$ for some integer c . Thus $a^2(b^2 - 2b) = (2c)^2(b^2 - 2b) = 2(2c^2(b^2 - 2b))$, which is even.

Case 2. Suppose b is even. Then $b = 2c$ for some integer c . Thus $a^2(b^2 - 2b) = a^2((2c)^2 - 2(2c)) = 2(a^2(2c^2 - 2c))$, which is even.

(A third case involving a and b both even is unnecessary, for either of the two cases above cover this case.) Thus in either case $a^2(b^2 - 2b)$ is even, so it is not odd. ■

5. Suppose $x \in \mathbb{R}$. If $x^2 + 5x < 0$ then $x < 0$.

Proof. (Contrapositive) Suppose it is not the case that $x < 0$, so $x \geq 0$. Then neither x^2 nor $5x$ is negative, so $x^2 + 5x \geq 0$. Thus it is not true that $x^2 + 5x < 0$. ■

7. Suppose $a, b \in \mathbb{Z}$. If both ab and $a + b$ are even, then both a and b are even.

Proof. (Contrapositive) Suppose it is not the case that both a and b are even. Then at least one of them is odd. There are three cases to consider.

Case 1. Suppose a is even and b is odd. Then there are integers c and d for which $a = 2c$ and $b = 2d + 1$. Then $ab = 2c(2d + 1)$, which is even; and $a + b = 2c + 2d + 1 = 2(c + d) + 1$, which is odd. Thus it is not the case that both ab and $a + b$ are even.

Case 2. Suppose a is odd and b is even. Then there are integers c and d for which $a = 2c + 1$ and $b = 2d$. Then $ab = (2c + 1)(2d) = 2(d(2c + 1))$, which is even; and $a + b = 2c + 1 + 2d = 2(c + d) + 1$, which is odd. Thus it is not the case that both ab and $a + b$ are even.

Case 3. Suppose a is odd and b is odd. Then there are integers c and d for which $a = 2c + 1$ and $b = 2d + 1$. Then $ab = (2c + 1)(2d + 1) = 4cd + 2c + 2d + 1 = 2(2cd + c + d) + 1$, which is odd; and $a + b = 2c + 1 + 2d + 1 = 2(c + d + 1)$, which is even. Thus it is not the case that both ab and $a + b$ are even.

These cases show that it is not the case that ab and $a + b$ are both even. (Note that unlike Exercise 3 above, we really did need all three cases here, for each case involved specific parities for **both** a and b .) ■

9. Suppose $n \in \mathbb{Z}$. If $3 \nmid n^2$, then $3 \nmid n$.

Proof. (Contrapositive) Suppose it is not the case that $3 \nmid n$, so $3 \mid n$. This means that $n = 3a$ for some integer a . Consequently $n^2 = 9a^2$, from which we get $n^2 = 3(3a^2)$. This shows that there is an integer $b = 3a^2$ for which $n^2 = 3b$, which means $3 \mid n^2$. Therefore it is not the case that $3 \nmid n^2$. ■

11. Suppose $x, y \in \mathbb{Z}$. If $x^2(y + 3)$ is even, then x is even or y is odd.

Proof. (Contrapositive) Suppose it is not the case that x is even or y is odd. Using DeMorgan's law, this means x is not even and y is not odd, which is to

say x is odd and y is even. Thus there are integers a and b for which $x = 2a + 1$ and $y = 2b$. Consequently $x^2(y + 3) = (2a + 1)^2(2b + 3) = (4a^2 + 4a + 1)(2b + 3) = 8a^2b + 8ab + 2b + 12a^2 + 12a + 3 = 8a^2b + 8ab + 2b + 12a^2 + 12a + 2 + 1 = 2(4a^2b + 4ab + b + 6a^2 + 6a + 1) + 1$. This shows $x^2(y + 3) = 2c + 1$ for $c = 4a^2b + 4ab + b + 6a^2 + 6a + 1 \in \mathbb{Z}$. Consequently, $x^2(y + 3)$ is not even. ■

13. Suppose $x \in \mathbb{R}$. If $x^5 + 7x^3 + 5x \geq x^4 + x^2 + 8$, then $x \geq 0$.

Proof. (Contrapositive) Suppose it is not true that $x \geq 0$. Then $x < 0$, that is x is negative. Consequently, the expressions x^5 , $7x^3$ and $5x$ are all negative (note the odd powers) so $x^5 + 7x^3 + 5x < 0$. Similarly the terms x^4 , x^2 and 8 are all positive (note the even powers), so $0 < x^4 + x^2 + 8$. From this we get $x^5 + 7x^3 + 5x < x^4 + x^2 + 8$, so it is not true that $x^5 + 7x^3 + 5x \geq x^4 + x^2 + 8$. ■

15. Suppose $x \in \mathbb{Z}$. If $x^3 - 1$ is even, then x is odd.

Proof. (Contrapositive) Suppose x is not odd. Thus x is even, so $x = 2a$ for some integer a . Then $x^3 - 1 = (2a)^3 - 1 = 8a^3 - 1 = 8a^3 - 2 + 1 = 2(4a^3 - 1) + 1$. Therefore $x^3 - 1 = 2b + 1$ where $b = 4a^3 - 1 \in \mathbb{Z}$, so $x^3 - 1$ is odd. Thus $x^3 - 1$ is not even. ■

17. If n is odd, then $8 \mid (n^2 - 1)$.

Proof. (Direct) Suppose n is odd, so $n = 2a + 1$ for some integer a . Then $n^2 - 1 = (2a + 1)^2 - 1 = 4a^2 + 4a = 4(a^2 + a) = 4a(a + 1)$. So far we have $n^2 - 1 = 4a(a + 1)$, but we want a factor of 8, not 4. But notice that one of a or $a + 1$ must be even, so $a(a + 1)$ is even and hence $a(a + 1) = 2c$ for some integer c . Now we have $n^2 - 1 = 4a(a + 1) = 4(2c) = 8c$. But $n^2 - 1 = 8c$ means $8 \mid (n^2 - 1)$. ■

19. Let $a, b, c \in \mathbb{Z}$ and $n \in \mathbb{N}$. If $a \equiv b \pmod{n}$ and $a \equiv c \pmod{n}$, then $c \equiv b \pmod{n}$.

Proof. (Direct) Suppose $a \equiv b \pmod{n}$ and $a \equiv c \pmod{n}$.

This means $n \mid (a - b)$ and $n \mid (a - c)$.

Thus there are integers d and e for which $a - b = nd$ and $a - c = ne$.

Subtracting the second equation from the first gives $c - b = nd - ne$.

Thus $c - b = n(d - e)$, so $n \mid (c - b)$ by definition of divisibility.

Therefore $c \equiv b \pmod{n}$ by definition of congruence modulo n . ■

21. Let $a, b \in \mathbb{Z}$ and $n \in \mathbb{N}$. If $a \equiv b \pmod{n}$, then $a^3 \equiv b^3 \pmod{n}$.

Proof. (Direct) Suppose $a \equiv b \pmod{n}$. This means $n \mid (a - b)$, so there is an integer c for which $a - b = nc$. Then:

$$\begin{aligned} a - b &= nc \\ (a - b)(a^2 + ab + b^2) &= nc(a^2 + ab + b^2) \\ a^3 + a^2b + ab^2 - ba^2 - ab^2 - b^3 &= nc(a^2 + ab + b^2) \\ a^3 - b^3 &= nc(a^2 + ab + b^2). \end{aligned}$$

Since $a^2 + ab + b^2 \in \mathbb{Z}$, the equation $a^3 - b^3 = nc(a^2 + ab + b^2)$ implies $n \mid (a^3 - b^3)$, and therefore $a^3 \equiv b^3 \pmod{n}$. ■

23. Let $a, b \in \mathbb{Z}$ and $n \in \mathbb{N}$. If $a \equiv b \pmod{n}$, then $a^2 \equiv ab \pmod{n}$.

Proof. (Direct) Suppose $a \equiv b \pmod{n}$. This means $n \mid (a - b)$, so there is an integer d for which $a - b = nd$. Multiply both sides of this by a to get $a^2 - ab = and$. Consequently, there is an integer $e = da$ for which $a^2 - ab = ne$, so $n \mid (a^2 - ab)$ and consequently $a^2 \equiv ab \pmod{n}$. ■

25. If $n \in \mathbb{N}$ and $2^n - 1$ is prime, then n is prime.

Proof. Assume n is not prime. Write $n = ab$ for some $a, b > 1$. Then $2^n - 1 = 2^{ab} - 1 = (2^b - 1)(2^{a(b-1)} + 2^{a(b-2)} + \dots + 2^{ab-ab})$. Hence $2^n - 1$ is composite. ■

27. If $a \equiv 0 \pmod{4}$ or $a \equiv 1 \pmod{4}$ then $\binom{a}{2}$ is even.

Proof. We prove this directly. Assume $a \equiv 0 \pmod{4}$. Then $\binom{a}{2} = \frac{a(a-1)}{2}$. Since $a = 4k$ for some $k \in \mathbb{N}$, we have $\binom{a}{2} = \frac{4k(4k-1)}{2} = 2k(4k-1)$. Hence $\binom{a}{2}$ is even. Now assume $a \equiv 1 \pmod{4}$. Then $a = 4k + 1$ for some $k \in \mathbb{N}$. Hence $\binom{a}{2} = \frac{(4k+1)(4k)}{2} = 2k(4k+1)$. Hence, $\binom{a}{2}$ is even. This proves the result. ■

29. If integers a and b are not both zero, then $\gcd(a, b) = \gcd(a - b, b)$.

Proof. (Direct) Suppose integers a and b are not both zero. Let $d = \gcd(a, b)$. Because d is a divisor of both a and b , we have $a = dx$ and $b = dy$ for some integers x and y . Then $a - b = dx - dy = d(x - y)$, so it follows that d is also a common divisor of $a - b$ and b . Therefore it can't be greater than the greatest common divisor of $a - b$ and b , which is to say $\gcd(a, b) = d \leq \gcd(a - b, b)$.

Now let $e = \gcd(a - b, b)$. Then e divides both $a - b$ and b , that is, $a - b = ex$ and $b = ey$ for integers x and y . Then $a = (a - b) + b = ex + ey = e(x + y)$, so now we see that e is a divisor of both a and b . Thus it is not more than their greatest common divisor, that is, $\gcd(a - b, b) = e \leq \gcd(a, b)$.

The above two paragraphs have given $\gcd(a, b) \leq \gcd(a - b, b)$ and $\gcd(a - b, b) \leq \gcd(a, b)$. Thus $\gcd(a, b) = \gcd(a - b, b)$. ■

31. Suppose the division algorithm applied to a and b yields $a = qb + r$. Then $\gcd(a, b) = \gcd(r, b)$.

Proof. Suppose $a = qb + r$. Let $d = \gcd(a, b)$, so d is a common divisor of a and b ; thus $a = dx$ and $b = dy$ for some integers x and y . Then $dx = a = qb + r = qdy + r$, hence $dx = qdy + r$, and so $r = dx - qdy = d(x - qy)$. Thus d is a divisor of r (and also of b), so $\gcd(a, b) = d \leq \gcd(r, b)$.

On the other hand, let $e = \gcd(r, b)$, so $r = ex$ and $b = ey$ for some integers x and y . Then $a = qb + r = qey + ex = e(qy + x)$. Hence e is a divisor of a (and of course also of b) so $\gcd(r, b) = e \leq \gcd(a, b)$.

We've shown $\gcd(a, b) \leq \gcd(r, b)$ and $\gcd(r, b) \leq \gcd(a, b)$, so $\gcd(r, b) = \gcd(a, b)$. ■

Chapter 6 Exercises

1. Suppose n is an integer. If n is odd, then n^2 is odd.

Proof. Suppose for the sake of contradiction that n is odd and n^2 is not odd. Then n^2 is even. Now, since n is odd, we have $n = 2a + 1$ for some integer a . Thus $n^2 = (2a + 1)^2 = 4a^2 + 4a + 1 = 2(2a^2 + 2a) + 1$. This shows $n^2 = 2b + 1$, where b is the integer $b = 2a^2 + 2a$. Therefore we have n^2 is odd and n^2 is even, a contradiction. ■

3. Prove that $\sqrt[3]{2}$ is irrational.

Proof. Suppose for the sake of contradiction that $\sqrt[3]{2}$ is not irrational. Therefore it is rational, so there exist integers a and b for which $\sqrt[3]{2} = \frac{a}{b}$. Let us assume that this fraction is reduced, so a and b are not both even. Now we have $\sqrt[3]{2}^3 = (\frac{a}{b})^3$, which gives $2 = \frac{a^3}{b^3}$, or $2b^3 = a^3$. From this we see that a^3 is even, from which we deduce that a is even. (For if a were odd, then $a^3 = (2c + 1)^3 = 8c^3 + 12c^2 + 6c + 1 = 2(4c^3 + 6c^2 + 3c) + 1$ would be odd, not even.) Since a is even, it follows that $a = 2d$ for some integer d . The equation $2b^3 = a^3$ from above then becomes $2b^3 = (2d)^3$, or $2b^3 = 8d^3$. Dividing by 2, we get $b^3 = 4d^3$, and it follows that b^3 is even. Thus b is even also. (Using the same argument we used when a^3 was even.) At this point we have discovered that both a and b are even, contradicting the fact (observed above) that the a and b are not both even. ■

Here is an alternative proof.

Proof. Suppose for the sake of contradiction that $\sqrt[3]{2}$ is not irrational. Therefore there exist integers a and b for which $\sqrt[3]{2} = \frac{a}{b}$. Cubing both sides, we get $2 = \frac{a^3}{b^3}$. From this, $a^3 = b^3 + b^3$, which contradicts Fermat's last theorem. ■

5. Prove that $\sqrt{3}$ is irrational.

Proof. Suppose for the sake of contradiction that $\sqrt{3}$ is not irrational. Therefore it is rational, so there exist integers a and b for which $\sqrt{3} = \frac{a}{b}$. Let us assume that this fraction is reduced, so a and b have no common factor. Notice that $\sqrt{3}^2 = (\frac{a}{b})^2$, so $3 = \frac{a^2}{b^2}$, or $3b^2 = a^2$. This means $3 \mid a^2$.

Now we are going to show that if $a \in \mathbb{Z}$ and $3 \mid a^2$, then $3 \mid a$. (This is a proof-within-a-proof.) We will use contrapositive proof to prove this conditional statement. Suppose $3 \nmid a$. Then there is a remainder of either 1 or 2 when 3 is divided into a .

Case 1. There is a remainder of 1 when 3 is divided into a . Then $a = 3m + 1$ for some integer m . Consequently, $a^2 = 9m^2 + 6m + 1 = 3(3m^2 + 2m) + 1$, and this means 3 divides into a^2 with a remainder of 1. Thus $3 \nmid a^2$.

Case 2. There is a remainder of 2 when 3 is divided into a . Then $a = 3m + 2$ for some integer m . Consequently, $a^2 = 9m^2 + 12m + 4 = 9m^2 + 12m + 3 + 1 = 3(3m^2 + 4m + 1) + 1$, and this means 3 divides into a^2 with a remainder of 1. Thus $3 \nmid a^2$.

In either case we have $3 \nmid a^2$, so we've shown $3 \nmid a$ implies $3 \nmid a^2$. Therefore, if $3 \mid a^2$, then $3 \mid a$.

Now go back to $3 \mid a^2$ in the first paragraph. This combined with the result of the second paragraph implies $3 \mid a$, so $a = 3d$ for some integer d . Now also in the first paragraph we had $3b^2 = a^2$, which now becomes $3b^2 = (3d)^2$ or $3b^2 = 9d^2$, so $b^2 = 3d^2$. But this means $3 \mid b^2$, and the second paragraph implies $3 \mid b$. Thus we have concluded that $3 \mid a$ and $3 \mid b$, but this contradicts the fact that the fraction $\frac{a}{b}$ is reduced. ■

7. If $a, b \in \mathbb{Z}$, then $a^2 - 4b - 3 \neq 0$.

Proof. Suppose for the sake of contradiction that $a, b \in \mathbb{Z}$ but $a^2 - 4b - 3 = 0$. Then we have $a^2 = 4b + 3 = 2(2b + 1) + 1$, which means a^2 is odd. Therefore a is odd also, so $a = 2c + 1$ for some integer c . Plugging this back into $a^2 - 4b - 3 = 0$ gives us

$$\begin{aligned} (2c+1)^2 - 4b - 3 &= 0 \\ 4c^2 + 4c + 1 - 4b - 3 &= 0 \\ 4c^2 + 4c - 4b &= 2 \\ 2c^2 + 2c - 2b &= 1 \\ 2(c^2 + c - b) &= 1. \end{aligned}$$

From this last equation, we see that 1 is an even number, a contradiction. ■

9. Suppose $a, b \in \mathbb{R}$ and $a \neq 0$. If a is rational and ab is irrational, then b is irrational.

Proof. Suppose for the sake of contradiction that a is rational and ab is irrational and b is **not** irrational. Thus we have a and b rational, and ab irrational. Since a and b are rational, we know there are integers c, d, e, f for which $a = \frac{c}{d}$ and $b = \frac{e}{f}$. Then $ab = \frac{ce}{df}$, and since both ce and df are integers, it follows that ab is rational. But this is a contradiction because we started out with ab irrational. ■

11. There exist no integers a and b for which $18a + 6b = 1$.

Proof. Suppose for the sake of contradiction that there do exist integers a and b with $18a + 6b = 1$. Then $1 = 2(9a + 3b)$, which means 1 is even, a contradiction. ■

13. For every $x \in [\pi/2, \pi]$, $\sin x - \cos x \geq 1$.

Proof. Suppose for the sake of contradiction that $x \in [\pi/2, \pi]$, but $\sin x - \cos x < 1$. Since $x \in [\pi/2, \pi]$, we know $\sin x \geq 0$ and $\cos x \leq 0$, so $\sin x - \cos x \geq 0$. Therefore we have $0 \leq \sin x - \cos x < 1$. Now the square of any number between 0 and 1 is still a number between 0 and 1, so we have $0 \leq (\sin x - \cos x)^2 < 1$, or $0 \leq \sin^2 x - 2\sin x \cos x + \cos^2 x < 1$. Using the fact that $\sin^2 x + \cos^2 x = 1$, this becomes $0 \leq -2\sin x \cos x + 1 < 1$. Subtracting 1, we obtain $-2\sin x \cos x < 0$. But above we remarked that $\sin x \geq 0$ and $\cos x \leq 0$, and hence $-2\sin x \cos x \geq 0$. We now have the contradiction $-2\sin x \cos x < 0$ and $-2\sin x \cos x \geq 0$. ■

15. If $b \in \mathbb{Z}$ and $b \nmid k$ for every $k \in \mathbb{N}$, then $b = 0$.

Proof. Suppose for the sake of contradiction that $b \in \mathbb{Z}$ and $b \nmid k$ for every $k \in \mathbb{N}$, but $b \neq 0$.

Case 1. Suppose $b > 0$. Then $b \in \mathbb{N}$, so $b|b$, contradicting $b \nmid k$ for every $k \in \mathbb{N}$.

Case 2. Suppose $b < 0$. Then $-b \in \mathbb{N}$, so $b|(-b)$, again a contradiction ■

17. For every $n \in \mathbb{Z}$, $4 \nmid (n^2 + 2)$.

Proof. Assume there exists $n \in \mathbb{Z}$ with $4 \mid (n^2 + 2)$. Then for some $k \in \mathbb{Z}$, $4k = n^2 + 2$ or $2k = n^2 + 2(1 - k)$. If n is odd, this means $2k$ is odd, and we've reached a contradiction. If n is even then $n = 2j$ and we get $k = 2j^2 + 1 - k$ for some $j \in \mathbb{Z}$. Hence $2(k - j^2) = 1$, so 1 is even, a contradiction. ■

Remark. It is fairly easy to see that two more than a perfect square is always either 2 (mod 4) or 3 (mod 4). This would end the proof immediately.

19. The product of 5 consecutive integers is a multiple of 120.

Proof. Starting from 0, every fifth integer is a multiple of 5, every fourth integer is a multiple of 4, every third integer is a multiple of 3, and every other integer is a multiple of 2. It follows that any set of 5 consecutive integers must contain a multiple of 5, a multiple of 4, at least one multiple of 3, and at least two multiples of 2 (possibly one of which is a multiple of 4). It follows that the product of five consecutive integers is a multiple of $5 \cdot 4 \cdot 3 \cdot 2 = 120$. ■

For another approach, consider a product $n(n-1)(n-2)(n-3)(n-4)$ of five consecutive integers (the largest of which is n). Now, we know that $\binom{n}{5}$ is an integer, and $\binom{n}{5} = \frac{n!}{5!(n-5)!} = \frac{n!}{120(n-5)!} = \frac{n(n-1)(n-2)(n-3)(n-4)}{120}$, so 120 divides the product.

21. Hints for Exercises 20–23. For Exercises 20, first show that the equation $a^2 + b^2 = 3c^2$ has no solutions (other than the trivial solution $(a, b, c) = (0, 0, 0)$) in the integers. To do this, investigate the remainders of a sum of squares (mod 4). After you've done this, prove that the only solution is indeed the trivial solution. Next assume that the equation $x^2 + y^2 - 3 = 0$ has a rational solution. Use the definition of rational numbers to yield a contradiction.

Chapter 7 Exercises

1. Suppose $x \in \mathbb{Z}$. Then x is even if and only if $3x + 5$ is odd.

Proof. We first use direct proof to show that if x is even, then $3x + 5$ is odd. If x is even, then $x = 2n$ for some integer n , so $3x + 5 = 3(2n) + 5 = 6n + 5 = 6n + 4 + 1 = 2(3n + 2) + 1$. Thus $3x + 5$ is odd because it has form $2k + 1$, where $k = 3n + 2 \in \mathbb{Z}$.

Conversely, we need to show that if $3x + 5$ is odd, then x is even. We will prove this using contrapositive proof. Suppose x is *not* even. Then x is odd, so $x = 2n + 1$ for some integer n . Thus $3x + 5 = 3(2n + 1) + 5 = 6n + 8 = 2(3n + 4)$. This means says $3x + 5$ is twice the integer $3n + 4$, so $3x + 5$ is even, not odd. ■

3. Given an integer a , then $a^3 + a^2 + a$ is even if and only if a is even.

Proof. First we will prove that if $a^3 + a^2 + a$ is even then a is even. This is done with contrapositive proof. Suppose a is not even. Then a is odd, so there is an integer n for which $a = 2n + 1$. Then

$$\begin{aligned} a^3 + a^2 + a &= (2n + 1)^3 + (2n + 1)^2 + (2n + 1) \\ &= 8n^3 + 12n^2 + 6n + 1 + 4n^2 + 4n + 1 + 2n + 1 \\ &= 8n^3 + 16n^2 + 12n + 2 + 1 \\ &= 2(4n^3 + 8n^2 + 6n + 1) + 1. \end{aligned}$$

This expresses $a^3 + a^2 + a$ as twice an integer plus 1, so $a^3 + a^2 + a$ is odd, not even. We have now shown that if $a^3 + a^2 + a$ is even then a is even.

Conversely, we need to show that if a is even, then $a^3 + a^2 + a$ is even. We will use direct proof. Suppose a is even, so $a = 2n$ for some integer n . Then $a^3 + a^2 + a = (2n)^3 + (2n)^2 + 2n = 8n^3 + 4n^2 + 2n = 2(4n^3 + 2n^2 + n)$. Therefore, $a^3 + a^2 + a$ is even because it's twice an integer. ■

5. An integer a is odd if and only if a^3 is odd.

Proof. Suppose that a is odd. Then $a = 2n + 1$ for some integer n , and $a^3 = (2n + 1)^3 = 8n^3 + 12n^2 + 6n + 1 = 2(4n^3 + 6n^2 + 3n) + 1$. This shows that a^3 is twice an integer, plus 1, so a^3 is odd. Thus we've proved that if a is odd then a^3 is odd.

Conversely we need to show that if a^3 is odd, then a is odd. For this we employ contrapositive proof. Suppose a is not odd. Thus a is even, so $a = 2n$ for some integer n . Then $a^3 = (2n)^3 = 8n^3 = 2(4n^3)$ is even (not odd). ■

7. Suppose $x, y \in \mathbb{R}$. Then $(x + y)^2 = x^2 + y^2$ if and only if $x = 0$ or $y = 0$.

Proof. First we prove with direct proof that if $(x + y)^2 = x^2 + y^2$, then $x = 0$ or $y = 0$. Suppose $(x + y)^2 = x^2 + y^2$. From this we get $x^2 + 2xy + y^2 = x^2 + y^2$, so $2xy = 0$, and hence $xy = 0$. Thus $x = 0$ or $y = 0$.

Conversely, we need to show that if $x = 0$ or $y = 0$, then $(x + y)^2 = x^2 + y^2$. This will be done with cases.

Case 1. If $x = 0$ then $(x + y)^2 = (0 + y)^2 = y^2 = 0^2 + y^2 = x^2 + y^2$.

Case 2. If $y = 0$ then $(x + y)^2 = (x + 0)^2 = x^2 = x^2 + 0^2 = x^2 + y^2$.

Either way, we have $(x + y)^2 = x^2 + y^2$. ■

9. Suppose $a \in \mathbb{Z}$. Prove that $14 \mid a$ if and only if $7 \mid a$ and $2 \mid a$.

Proof. First we prove that if $14 \mid a$, then $7 \mid a$ and $2 \mid a$. Direct proof is used. Suppose $14 \mid a$. This means $a = 14m$ for some integer m . Therefore $a = 7(2m)$, which means $7 \mid a$, and also $a = 2(7m)$, which means $2 \mid a$. Thus $7 \mid a$ and $2 \mid a$.

Conversely, we need to prove that if $7 \mid a$ and $2 \mid a$, then $14 \mid a$. Once again direct proof is used. Suppose $7 \mid a$ and $2 \mid a$. Since $2 \mid a$ it follows that $a = 2m$ for some

integer m , and that in turn implies that a is even. Since $7 \mid a$ it follows that $a = 7n$ for some integer n . Now, since a is known to be even, and $a = 7n$, it follows that n is even (if it were odd, then $a = 7n$ would be odd). Thus $n = 2p$ for an appropriate integer p , and plugging $n = 2p$ back into $a = 7n$ gives $a = 7(2p)$, so $a = 14p$. Therefore $14 \mid a$. ■

11. Suppose $a, b \in \mathbb{Z}$. Prove that $(a - 3)b^2$ is even if and only if a is odd or b is even.

Proof. First we will prove that if $(a - 3)b^2$ is even, then a is odd or b is even. For this we use contrapositive proof. Suppose it is not the case that a is odd or b is even. Then by DeMorgan's law, a is even and b is odd. Thus there are integers m and n for which $a = 2m$ and $b = 2n + 1$. Now observe $(a - 3)b^2 = (2m - 3)(2n + 1)^2 = (2m - 3)(4n^2 + 4n + 1) = 8mn^2 + 8mn + 2m - 12n^2 - 12n - 3 = 8mn^2 + 8mn + 2m - 12n^2 - 12n - 4 + 1 = 2(4mn^2 + 4mn + m - 6n^2 - 6n - 2) + 1$. This shows $(a - 3)b^2$ is odd, so it's not even.

Conversely, we need to show that if a is odd or b is even, then $(a - 3)b^2$ is even. For this we use direct proof, with cases.

Case 1. Suppose a is odd. Then $a = 2m + 1$ for some integer m . Thus $(a - 3)b^2 = (2m + 1 - 3)b^2 = (2m - 2)b^2 = 2(m - 1)b^2$. Thus in this case $(a - 3)b^2$ is even.

Case 2. Suppose b is even. Then $b = 2n$ for some integer n . Thus $(a - 3)b^2 = (a - 3)(2n)^2 = (a - 3)4n^2 = 2(a - 3)2n^2$. Thus in this case $(a - 3)b^2$ is even.

Therefore, in any event, $(a - 3)b^2$ is even. ■

13. Suppose $a, b \in \mathbb{Z}$. If $a + b$ is odd, then $a^2 + b^2$ is odd.

Hint: Use direct proof. Suppose $a + b$ is odd. Argue that this means a and b have opposite parity. Then use cases.

15. Suppose $a, b \in \mathbb{Z}$. Prove that $a + b$ is even if and only if a and b have the same parity.

Proof. First we will show that if $a + b$ is even, then a and b have the same parity. For this we use contrapositive proof. Suppose it is not the case that a and b have the same parity. Then one of a and b is even and the other is odd. Without loss of generality, let's say that a is even and b is odd. Thus there are integers m and n for which $a = 2m$ and $b = 2n + 1$. Then $a + b = 2m + 2n + 1 = 2(m + n) + 1$, so $a + b$ is odd, not even.

Conversely, we need to show that if a and b have the same parity, then $a + b$ is even. For this, we use direct proof with cases. Suppose a and b have the same parity.

Case 1. Both a and b are even. Then there are integers m and n for which $a = 2m$ and $b = 2n$, so $a + b = 2m + 2n = 2(m + n)$ is clearly even.

Case 2. Both a and b are odd. Then there are integers m and n for which $a = 2m + 1$ and $b = 2n + 1$, so $a + b = 2m + 1 + 2n + 1 = 2(m + n + 1)$ is clearly even.

Either way, $a + b$ is even. This completes the proof. ■

17. There is a prime number between 90 and 100.

Proof. Simply observe that 97 is prime. ■

19. If $n \in \mathbb{N}$, then $2^0 + 2^1 + 2^2 + 2^3 + 2^4 + \cdots + 2^n = 2^{n+1} - 1$.

Proof. We use direct proof. Suppose $n \in \mathbb{N}$. Let S be the number

$$S = 2^0 + 2^1 + 2^2 + 2^3 + 2^4 + \cdots + 2^{n-1} + 2^n. \quad (1)$$

In what follows, we will solve for S and show $S = 2^{n+1} - 1$. Multiplying both sides of (1) by 2 gives

$$2S = 2^1 + 2^2 + 2^3 + 2^4 + 2^5 + \cdots + 2^n + 2^{n+1}. \quad (2)$$

Now subtract Equation (1) from Equation (2) to obtain $2S - S = -2^0 + 2^{n+1}$, which simplifies to $S = 2^{n+1} - 1$. Combining this with Equation (1) produces $2^0 + 2^1 + 2^2 + 2^3 + 2^4 + \cdots + 2^n = 2^{n+1} - 1$, so the proof is complete. ■

21. Every real solution of $x^3 + x + 3 = 0$ is irrational.

Proof. Suppose for the sake of contradiction that this polynomial has a rational solution $\frac{a}{b}$. We may assume that this fraction is fully reduced, so a and b are not both even. We have $(\frac{a}{b})^3 + \frac{a}{b} + 3 = 0$. Clearing the denominator gives

$$a^3 + ab^2 + 3b^3 = 0.$$

Consider two cases: First, if both a and b are odd, the left-hand side is a sum of three odds, which is odd, meaning 0 is odd, a contradiction. Second, if one of a and b is odd and the other is even, then the middle term of $a^3 + ab^2 + 3b^3$ is even, while a^3 and $3b^2$ have opposite parity. Then $a^3 + ab^2 + 3b^3$ is the sum of two evens and an odd, which is odd, again contradicting the fact that 0 is even. ■

23. Suppose a, b and c are integers. If $a \mid b$ and $a \mid (b^2 - c)$, then $a \mid c$.

Proof. (Direct) Suppose $a \mid b$ and $a \mid (b^2 - c)$. This means that $b = ad$ and $b^2 - c = ae$ for some integers d and e . Squaring the first equation produces $b^2 = a^2d^2$. Subtracting $b^2 - c = ae$ from $b^2 = a^2d^2$ gives $c = a^2d^2 - ae = a(ad^2 - e)$. As $ad^2 - e \in \mathbb{Z}$, it follows that $a \mid c$. ■

25. If $p > 1$ is an integer and $n \nmid p$ for each integer n for which $2 \leq n \leq \sqrt{p}$, then p is prime.

Proof. (Contrapositive) Suppose that p is not prime, so it factors as $p = mn$ for $1 < m, n < p$.

Observe that it is not the case that both $m > \sqrt{p}$ and $n > \sqrt{p}$, because if this were true the inequalities would multiply to give $mn > \sqrt{p}\sqrt{p} = p$, which contradicts $p = mn$.

Therefore $m \leq \sqrt{p}$ or $n \leq \sqrt{p}$. Without loss of generality, say $n \leq \sqrt{p}$. Then the equation $p = mn$ gives $n \mid p$, with $1 < n \leq \sqrt{p}$. Therefore it is not true that $n \nmid p$ for each integer n for which $2 \leq n \leq \sqrt{p}$. ■

27. Suppose $a, b \in \mathbb{Z}$. If $a^2 + b^2$ is a perfect square, then a and b are not both odd.

Proof. (Contradiction) Suppose $a^2 + b^2$ is a perfect square, and a and b are both odd. As $a^2 + b^2$ is a perfect square, say c is the integer for which $c^2 = a^2 + b^2$. As a and b are odd, we have $a = 2m + 1$ and $b = 2n + 1$ for integers m and n . Then

$$c^2 = a^2 + b^2 = (2m + 1)^2 + (2n + 1)^2 = 4(m^2 + n^2 + m + n) + 2.$$

This is even, so c is even also; let $c = 2k$. Now the above equation results in $(2k)^2 = 4(m^2 + n^2 + m + n) + 2$, which simplifies to $2k^2 = 2(m^2 + n^2 + m + n) + 1$. Thus $2k^2$ is both even and odd, a contradiction. ■

29. If $a \mid bc$ and $\gcd(a, b) = 1$, then $a \mid c$.

Proof. (Direct) Suppose $a \mid bc$ and $\gcd(a, b) = 1$. The fact that $a \mid bc$ means $bc = az$ for some integer z . The fact that $\gcd(a, b) = 1$ means that $ax + by = 1$ for some integers x and y (by Proposition 7.1 on page 152). From this we get $acx + bcy = c$; substituting $bc = az$ yields $acx + azy = c$, that is, $a(cx + zy) = c$. Therefore $a \mid c$. ■

31. If $n \in \mathbb{Z}$, then $\gcd(n, n + 1) = 1$.

Proof. Suppose d is a positive integer that is a common divisor of n and $n + 1$. Then $n = dx$ and $n + 1 = dy$ for integers x and y . Then $1 = (n + 1) - n = dy - dx = d(y - x)$. Now, $1 = d(y - x)$ is only possible if $d = \pm 1$ and $y - x = \pm 1$. Thus the greatest common divisor of n and $n + 1$ can be no greater than 1. But 1 does divide both n and $n + 1$, so $\gcd(n, n + 1) = 1$. ■

33. If $n \in \mathbb{Z}$, then $\gcd(2n + 1, 4n^2 + 1) = 1$.

Proof. Note that $4n^2 + 1 = (2n + 1)(2n - 1) + 2$. Therefore, it suffices to show that $\gcd(2n + 1, (2n + 1)(2n - 1) + 2) = 1$. Let d be a common positive divisor of both $2n + 1$ and $(2n + 1)(2n - 1) + 2$, so $2n + 1 = dx$ and $(2n + 1)(2n - 1) + 2 = dy$ for integers x and y . Substituting the first equation into the second gives $dx(2n - 1) + 2 = dy$, so $2 = dy - dx(2n - 1) = d(y - 2nx + x)$. This means d divides 2, so d equals 1 or 2. But the equation $2n + 1 = dx$ means d must be odd. Therefore $d = 1$, that is, $\gcd(2n + 1, (2n + 1)(2n - 1) + 2) = 1$. ■

35. Suppose $a, b \in \mathbb{N}$. Then $a = \gcd(a, b)$ if and only if $a \mid b$.

Proof. Suppose $a = \gcd(a, b)$. This means a is a divisor of both a and b . In particular $a \mid b$.

Conversely, suppose $a \mid b$. Then a divides both a and b , so $a \leq \gcd(a, b)$. On the other hand, since $\gcd(a, b)$ divides a , we have $a = \gcd(a, b) \cdot x$ for some integer x . As all integers involved are positive, it follows that $a \geq \gcd(a, b)$.

It has been established that $a \leq \gcd(a, b)$ and $a \geq \gcd(a, b)$. Thus $a = \gcd(a, b)$. ■

Chapter 8 Exercises

1. Prove that $\{12n : n \in \mathbb{Z}\} \subseteq \{2n : n \in \mathbb{Z}\} \cap \{3n : n \in \mathbb{Z}\}$.

Proof. Suppose $a \in \{12n : n \in \mathbb{Z}\}$. This means $a = 12n$ for some $n \in \mathbb{Z}$. Therefore $a = 2(6n)$ and $a = 3(4n)$. From $a = 2(6n)$, it follows that a is multiple of 2, so $a \in \{2n : n \in \mathbb{Z}\}$. From $a = 3(4n)$, it follows that a is multiple of 3, so $a \in \{3n : n \in \mathbb{Z}\}$. Thus by definition of the intersection of two sets, we have $a \in \{2n : n \in \mathbb{Z}\} \cap \{3n : n \in \mathbb{Z}\}$. Thus $\{12n : n \in \mathbb{Z}\} \subseteq \{2n : n \in \mathbb{Z}\} \cap \{3n : n \in \mathbb{Z}\}$. ■

3. If $k \in \mathbb{Z}$, then $\{n \in \mathbb{Z} : n \mid k\} \subseteq \{n \in \mathbb{Z} : n \mid k^2\}$.

Proof. Suppose $k \in \mathbb{Z}$. We now need to show $\{n \in \mathbb{Z} : n \mid k\} \subseteq \{n \in \mathbb{Z} : n \mid k^2\}$. Suppose $a \in \{n \in \mathbb{Z} : n \mid k\}$. Then it follows that $a \mid k$, so there is an integer c for which $k = ac$. Then $k^2 = a^2c^2$. Therefore $k^2 = a(ac^2)$, and from this the definition of divisibility gives $a \mid k^2$. But $a \mid k^2$ means that $a \in \{n \in \mathbb{Z} : n \mid k^2\}$. We have now shown $\{n \in \mathbb{Z} : n \mid k\} \subseteq \{n \in \mathbb{Z} : n \mid k^2\}$. ■

5. If p and q are integers, then $\{pn : n \in \mathbb{N}\} \cap \{qn : n \in \mathbb{N}\} \neq \emptyset$.

Proof. Suppose p and q are integers. Consider the integer pq . Observe that $pq \in \{pn : n \in \mathbb{N}\}$ and $pq \in \{qn : n \in \mathbb{N}\}$, so $pq \in \{pn : n \in \mathbb{N}\} \cap \{qn : n \in \mathbb{N}\}$. Therefore $\{pn : n \in \mathbb{N}\} \cap \{qn : n \in \mathbb{N}\} \neq \emptyset$. ■

7. Suppose A, B and C are sets. If $B \subseteq C$, then $A \times B \subseteq A \times C$.

Proof. This is a conditional statement, and we'll prove it with direct proof. Suppose $B \subseteq C$. (Now we need to prove $A \times B \subseteq A \times C$.)

Suppose $(a, b) \in A \times B$. Then by definition of the Cartesian product we have $a \in A$ and $b \in B$. But since $b \in B$ and $B \subseteq C$, we have $b \in C$. Since $a \in A$ and $b \in C$, it follows that $(a, b) \in A \times C$. Now we've shown $(a, b) \in A \times B$ implies $(a, b) \in A \times C$, so $A \times B \subseteq A \times C$.

In summary, we've shown that if $B \subseteq C$, then $A \times B \subseteq A \times C$. This completes the proof. ■

9. If A, B and C are sets then $A \cap (B \cup C) = (A \cap B) \cup (A \cap C)$.

Proof. We use the distributive law $P \wedge (Q \vee R) = (P \wedge Q) \vee (P \wedge R)$ from page 52.

$$\begin{aligned}
 A \cap (B \cup C) &= \{x : x \in A \wedge x \in B \cup C\} && \text{(def. of intersection)} \\
 &= \{x : x \in A \wedge (x \in B \vee x \in C)\} && \text{(def. of union)} \\
 &= \{x : (x \in A \wedge x \in B) \vee (x \in A \wedge x \in C)\} && \text{(distributive law)} \\
 &= \{x : (x \in A \cap B) \vee (x \in A \cap C)\} && \text{(def. of intersection)} \\
 &= (A \cap B) \cup (A \cap C) && \text{(def. of union)}
 \end{aligned}$$

The proof is complete. ■

11. If A and B are sets in a universal set U , then $\overline{A \cup B} = \overline{A} \cap \overline{B}$.

Proof. Just observe the following sequence of equalities.

$$\begin{aligned}
 \overline{A \cup B} &= U - (A \cup B) && \text{(def. of complement)} \\
 &= \{x : (x \in U) \wedge (x \notin A \cup B)\} && \text{(def. of } -) \\
 &= \{x : (x \in U) \wedge \sim (x \in A \cup B)\} \\
 &= \{x : (x \in U) \wedge \sim ((x \in A) \vee (x \in B))\} && \text{(def. of } \cup) \\
 &= \{x : (x \in U) \wedge (\sim (x \in A) \wedge \sim (x \in B))\} && \text{(DeMorgan)} \\
 &= \{x : (x \in U) \wedge (x \notin A) \wedge (x \notin B)\} \\
 &= \{x : (x \in U) \wedge (x \in U) \wedge (x \notin A) \wedge (x \notin B)\} && (x \in U) = (x \in U) \wedge (x \in U) \\
 &= \{x : ((x \in U) \wedge (x \notin A)) \wedge ((x \in U) \wedge (x \notin B))\} && \text{(regroup)} \\
 &= \{x : (x \in U) \wedge (x \notin A)\} \cap \{x : (x \in U) \wedge (x \notin B)\} && \text{(def. of } \cap) \\
 &= (U - A) \cap (U - B) && \text{(def. of } -) \\
 &= \overline{A} \cap \overline{B} && \text{(def. of complement)}
 \end{aligned}$$

The proof is complete. ■

13. If A, B and C are sets, then $A - (B \cup C) = (A - B) \cap (A - C)$.

Proof. Just observe the following sequence of equalities.

$$\begin{aligned}
 A - (B \cup C) &= \{x : (x \in A) \wedge (x \notin B \cup C)\} && \text{(def. of } -) \\
 &= \{x : (x \in A) \wedge \sim (x \in B \cup C)\} \\
 &= \{x : (x \in A) \wedge \sim ((x \in B) \vee (x \in C))\} && \text{(def. of } \cup) \\
 &= \{x : (x \in A) \wedge (\sim (x \in B) \wedge \sim (x \in C))\} && \text{(DeMorgan)} \\
 &= \{x : (x \in A) \wedge (x \notin B) \wedge (x \notin C)\} \\
 &= \{x : (x \in A) \wedge (x \in A) \wedge (x \notin B) \wedge (x \notin C)\} && (x \in A) = (x \in A) \wedge (x \in A) \\
 &= \{x : ((x \in A) \wedge (x \notin B)) \wedge ((x \in A) \wedge (x \notin C))\} && \text{(regroup)} \\
 &= \{x : (x \in A) \wedge (x \notin B)\} \cap \{x : (x \in A) \wedge (x \notin C)\} && \text{(def. of } \cap) \\
 &= (A - B) \cap (A - C) && \text{(def. of } -)
 \end{aligned}$$

The proof is complete. ■

15. If A, B and C are sets, then $(A \cap B) - C = (A - C) \cap (B - C)$.

Proof. Just observe the following sequence of equalities.

$$\begin{aligned}
 (A \cap B) - C &= \{x : (x \in A \cap B) \wedge (x \notin C)\} && \text{(def. of } -) \\
 &= \{x : (x \in A) \wedge (x \in B) \wedge (x \notin C)\} && \text{(def. of } \cap) \\
 &= \{x : (x \in A) \wedge (x \notin C) \wedge (x \in B) \wedge (x \notin C)\} && \text{(regroup)} \\
 &= \{x : ((x \in A) \wedge (x \notin C)) \wedge ((x \in B) \wedge (x \notin C))\} && \text{(regroup)} \\
 &= \{x : (x \in A) \wedge (x \notin C)\} \cap \{x : (x \in B) \wedge (x \notin C)\} && \text{(def. of } \cap) \\
 &= (A - C) \cap (B - C) && \text{(def. of } \cap)
 \end{aligned}$$

The proof is complete. ■

17. If A, B and C are sets, then $A \times (B \cap C) = (A \times B) \cap (A \times C)$.

Proof. See Example 8.12. ■

19. Prove that $\{9^n : n \in \mathbb{Z}\} \subseteq \{3^n : n \in \mathbb{Z}\}$, but $\{9^n : n \in \mathbb{Z}\} \neq \{3^n : n \in \mathbb{Z}\}$.

Proof. Suppose $a \in \{9^n : n \in \mathbb{Z}\}$. This means $a = 9^n$ for some integer $n \in \mathbb{Z}$. Thus $a = 9^n = (3^2)^n = 3^{2n}$. This shows a is an integer power of 3, so $a \in \{3^n : n \in \mathbb{Z}\}$. Therefore $a \in \{9^n : n \in \mathbb{Z}\}$ implies $a \in \{3^n : n \in \mathbb{Z}\}$, so $\{9^n : n \in \mathbb{Z}\} \subseteq \{3^n : n \in \mathbb{Z}\}$.

But notice $\{9^n : n \in \mathbb{Z}\} \neq \{3^n : n \in \mathbb{Z}\}$ as $3 \in \{3^n : n \in \mathbb{Z}\}$, but $3 \notin \{9^n : n \in \mathbb{Z}\}$. ■

21. Suppose A and B are sets. Prove $A \subseteq B$ if and only if $A - B = \emptyset$.

Proof. First we will prove that if $A \subseteq B$, then $A - B = \emptyset$. Contrapositive proof is used. Suppose that $A - B \neq \emptyset$. Thus there is an element $a \in A - B$, which means $a \in A$ but $a \notin B$. Since not every element of A is in B , we have $A \not\subseteq B$.

Conversely, we will prove that if $A - B = \emptyset$, then $A \subseteq B$. Again, contrapositive proof is used. Suppose $A \not\subseteq B$. This means that it is not the case that every element of A is an element of B , so there is an element $a \in A$ with $a \notin B$. Therefore we have $a \in A - B$, so $A - B \neq \emptyset$. ■

23. For each $a \in \mathbb{R}$, let $A_a = \{(x, a(x^2 - 1)) \in \mathbb{R}^2 : x \in \mathbb{R}\}$. Prove that $\bigcap_{a \in \mathbb{R}} A_a = \{(-1, 0), (1, 0)\}$.

Proof. First we will show that $\{(-1, 0), (1, 0)\} \subseteq \bigcap_{a \in \mathbb{R}} A_a$. Notice that for any $a \in \mathbb{R}$, we have $(-1, 0) \in A_a$ because A_a contains the ordered pair $(-1, a((-1)^2 - 1)) = (-1, 0)$. Similarly $(1, 0) \in A_a$. Thus each element of $\{(-1, 0), (1, 0)\}$ belongs to every set A_a , so $\{(-1, 0), (1, 0)\} \subseteq \bigcap_{a \in \mathbb{R}} A_a$.

Now we will show $\bigcap_{a \in \mathbb{R}} A_a \subseteq \{(-1, 0), (1, 0)\}$. Suppose $(c, d) \in \bigcap_{a \in \mathbb{R}} A_a$. This means (c, d) is in every set A_a . In particular $(c, d) \in A_0 = \{(x, 0(x^2 - 1)) : x \in \mathbb{R}\} = \{(x, 0) : x \in \mathbb{R}\}$. It follows that $d = 0$. Then also we have $(c, d) = (c, 0) \in A_1 = \{(x, 1(x^2 - 1)) : x \in \mathbb{R}\} = \{(x, x^2 - 1) : x \in \mathbb{R}\}$. Therefore $(c, 0)$ has the form $(c, c^2 - 1)$, that is $(c, 0) = (c, c^2 - 1)$. From this we get $c^2 - 1 = 0$, so $c = \pm 1$. Therefore $(c, d) = (1, 0)$ or $(c, d) = (-1, 0)$, so $(c, d) \in \{(-1, 0), (1, 0)\}$. This completes the demonstration that $(c, d) \in \bigcap_{a \in \mathbb{R}} A_a$ implies $(c, d) \in \{(-1, 0), (1, 0)\}$, so it follows that $\bigcap_{a \in \mathbb{R}} A_a \subseteq \{(-1, 0), (1, 0)\}$.

Now it's been shown that $\{(-1, 0), (1, 0)\} \subseteq \bigcap_{a \in \mathbb{R}} A_a$ and $\bigcap_{a \in \mathbb{R}} A_a \subseteq \{(-1, 0), (1, 0)\}$, so it follows that $\bigcap_{a \in \mathbb{R}} A_a = \{(-1, 0), (1, 0)\}$. ■

25. Suppose A, B, C and D are sets. Prove that $(A \times B) \cup (C \times D) \subseteq (A \cup C) \times (B \cup D)$.

Proof. Suppose $(a, b) \in (A \times B) \cup (C \times D)$.

By definition of union, this means $(a, b) \in (A \times B)$ **or** $(a, b) \in (C \times D)$.

We examine these two cases individually.

Case 1. Suppose $(a, b) \in (A \times B)$. By definition of \times , it follows that $a \in A$ and $b \in B$. From this, it follows from the definition of \cup that $a \in A \cup C$ and $b \in B \cup D$. Again from the definition of \times , we get $(a, b) \in (A \cup C) \times (B \cup D)$.

Case 2. Suppose $(a, b) \in (C \times D)$. By definition of \times , it follows that $a \in C$ and $b \in D$. From this, it follows from the definition of \cup that $a \in A \cup C$ and $b \in B \cup D$. Again from the definition of \times , we get $(a, b) \in (A \cup C) \times (B \cup D)$.

In either case, we obtained $(a, b) \in (A \cup C) \times (B \cup D)$, so we've proved that $(a, b) \in (A \times B) \cup (C \times D)$ implies $(a, b) \in (A \cup C) \times (B \cup D)$. Therefore $(A \times B) \cup (C \times D) \subseteq (A \cup C) \times (B \cup D)$. ■

27. Prove $\{12a + 4b : a, b \in \mathbb{Z}\} = \{4c : c \in \mathbb{Z}\}$.

Proof. First we show $\{12a + 4b : a, b \in \mathbb{Z}\} \subseteq \{4c : c \in \mathbb{Z}\}$. Suppose $x \in \{12a + 4b : a, b \in \mathbb{Z}\}$. Then $x = 12a + 4b$ for some integers a and b . From this we get $x = 4(3a + b)$, so $x = 4c$ where c is the integer $3a + b$. Consequently $x \in \{4c : c \in \mathbb{Z}\}$. This establishes that $\{12a + 4b : a, b \in \mathbb{Z}\} \subseteq \{4c : c \in \mathbb{Z}\}$.

Next we show $\{4c : c \in \mathbb{Z}\} \subseteq \{12a + 4b : a, b \in \mathbb{Z}\}$. Suppose $x \in \{4c : c \in \mathbb{Z}\}$. Then $x = 4c$ for some $c \in \mathbb{Z}$. Thus $x = (12 + 4(-2))c = 12c + 4(-2c)$, and since c and $-2c$ are integers we have $x \in \{12a + 4b : a, b \in \mathbb{Z}\}$.

This proves that $\{12a + 4b : a, b \in \mathbb{Z}\} = \{4c : c \in \mathbb{Z}\}$. ■

29. Suppose $A \neq \emptyset$. Prove that $A \times B \subseteq A \times C$, if and only if $B \subseteq C$.

Proof. First we will prove that if $A \times B \subseteq A \times C$, then $B \subseteq C$. Using contrapositive, suppose that $B \not\subseteq C$. This means there is an element $b \in B$ with $b \notin C$. Since $A \neq \emptyset$, there exists an element $a \in A$. Now consider the ordered pair (a, b) . Note that $(a, b) \in A \times B$, but $(a, b) \notin A \times C$. This means $A \times B \not\subseteq A \times C$.

Conversely, we will now show that if $B \subseteq C$, then $A \times B \subseteq A \times C$. We use direct proof. Suppose $B \subseteq C$. Assume that $(a, b) \in A \times B$. This means $a \in A$ and $b \in B$. But, as $B \subseteq C$, we also have $b \in C$. From $a \in A$ and $b \in C$, we get $(a, b) \in A \times C$. We've now shown $(a, b) \in A \times B$ implies $(a, b) \in A \times C$, so $A \times B \subseteq A \times C$. ■

31. Suppose $B \neq \emptyset$ and $A \times B \subseteq B \times C$. Prove $A \subseteq C$.

Proof. Suppose $B \neq \emptyset$ and $A \times B \subseteq B \times C$. In what follows, we show that $A \subseteq C$.

Let $x \in A$. Because B is not empty, it contains some element b . Observe that $(x, b) \in A \times B$. But as $A \times B \subseteq B \times C$, we also have $(x, b) \in B \times C$, so, in particular, $x \in B$. As $x \in A$ and $x \in B$, we have $(x, x) \in A \times B$. But as $A \times B \subseteq B \times C$, it follows that $(x, x) \in B \times C$. This implies $x \in C$. We've shown $x \in A$ implies $x \in C$, so $A \subseteq C$. ■

Chapter 9 Exercises

1. If $x, y \in \mathbb{R}$, then $|x + y| = |x| + |y|$.
This is **false**.
Disproof: Here is a counterexample: Let $x = 1$ and $y = -1$. Then $|x + y| = 0$ and $|x| + |y| = 2$, so it's not true that $|x + y| = |x| + |y|$.
3. If $n \in \mathbb{Z}$ and $n^5 - n$ is even, then n is even.
This is **false**.
Disproof: Here is a counterexample: Let $n = 3$. Then $n^5 - n = 3^5 - 3 = 240$, but n is not even.
5. If A, B, C and D are sets, then $(A \times B) \cup (C \times D) = (A \cup C) \times (B \cup D)$.
This is **false**.
Disproof: Here is a counterexample: Let $A = \{1, 2\}$, $B = \{1, 2\}$, $C = \{2, 3\}$ and $D = \{2, 3\}$. Then $(A \times B) \cup (C \times D) = \{(1, 1), (1, 2), (2, 1), (2, 2)\} \cup \{(2, 2), (2, 3), (3, 2), (3, 3)\} = \{(1, 1), (1, 2), (2, 1), (2, 2), (2, 3), (3, 2), (3, 3)\}$. Also $(A \cup C) \times (B \cup D) = \{1, 2, 3\} \times \{1, 2, 3\} = \{(1, 1), (1, 2), (1, 3), (2, 1), (2, 2), (2, 3), (3, 1), (3, 2), (3, 3)\}$, so you can see that $(A \times B) \cup (C \times D) \neq (A \cup C) \times (B \cup D)$.
7. If A, B and C are sets, and $A \times C = B \times C$, then $A = B$.
This is **false**.
Disproof: Here is a counterexample: Let $A = \{1\}$, $B = \{2\}$ and $C = \emptyset$. Then $A \times C = B \times C = \emptyset$, but $A \neq B$.
9. If A and B are sets, then $\mathcal{P}(A) - \mathcal{P}(B) \subseteq \mathcal{P}(A - B)$.
This is **false**.
Disproof: Here is a counterexample: Let $A = \{1, 2\}$ and $B = \{1\}$. Then $\mathcal{P}(A) - \mathcal{P}(B) = \{\emptyset, \{1\}, \{2\}, \{1, 2\}\} - \{\emptyset, \{1\}\} = \{\{2\}, \{1, 2\}\}$. Also $\mathcal{P}(A - B) = \mathcal{P}(\{2\}) = \{\emptyset, \{2\}\}$. In this example we have $\mathcal{P}(A) - \mathcal{P}(B) \not\subseteq \mathcal{P}(A - B)$.
11. If $a, b \in \mathbb{N}$, then $a + b < ab$.
This is **false**.
Disproof: Here is a counterexample: Let $a = 1$ and $b = 1$. Then $a + b = 2$ and $ab = 1$, so it's not true that $a + b < ab$.
13. There exists a set X for which $\mathbb{R} \subseteq X$ and $\emptyset \in X$.
This is **true**.
Proof. Simply let $X = \mathbb{R} \cup \{\emptyset\}$. If $x \in \mathbb{R}$, then $x \in \mathbb{R} \cup \{\emptyset\} = X$, so $\mathbb{R} \subseteq X$. Likewise, $\emptyset \in \mathbb{R} \cup \{\emptyset\} = X$ because $\emptyset \in \{\emptyset\}$. ■
15. Every odd integer is the sum of three odd integers.
This is **true**.
Proof. If n is odd, then $n = n + 1 + (-1)$. Thus n is the sum of three odd integers. ■
17. For all sets A and B , if $A - B = \emptyset$, then $B \neq \emptyset$.
This is **false**.
Disproof: Here is a counterexample: Just let $A = \emptyset$ and $B = \emptyset$. Then $A - B = \emptyset$, but it's not true that $B \neq \emptyset$.

19. For every $r, s \in \mathbb{Q}$ with $r < s$, there is an irrational number u for which $r < u < s$. This is **true**.

Proof. (Direct) Suppose $r, s \in \mathbb{Q}$ with $r < s$. Consider the number $u = r + \sqrt{2} \frac{s-r}{2}$. In what follows we will show that u is irrational and $r < u < s$. Certainly since $s - r$ is positive, it follows that $r < r + \sqrt{2} \frac{s-r}{2} = u$. Also, since $\sqrt{2} < 2$ we have

$$u = r + \sqrt{2} \frac{s-r}{2} < r + 2 \frac{s-r}{2} = s,$$

and therefore $u < s$. Thus we can conclude $r < u < s$.

Now we just need to show that u is irrational. Suppose for the sake of contradiction that u is rational. Then $u = \frac{a}{b}$ for some integers a and b . Since r and s are rational, we have $r = \frac{c}{d}$ and $s = \frac{e}{f}$ for some $c, d, e, f \in \mathbb{Z}$. Now we have

$$\begin{aligned} u &= r + \sqrt{2} \frac{s-r}{2} \\ \frac{a}{b} &= \frac{c}{d} + \sqrt{2} \frac{\frac{e}{f} - \frac{c}{d}}{2} \\ \frac{ad-bc}{bd} &= \sqrt{2} \frac{ed-cf}{2df} \\ \frac{(ad-bc)2df}{bd(ed-cf)} &= \sqrt{2} \end{aligned}$$

This expresses $\sqrt{2}$ as a quotient of two integers, so $\sqrt{2}$ is rational, a contradiction. Thus u is irrational.

In summary, we have produced an irrational number u with $r < u < s$, so the proof is complete. \blacksquare

21. There exist two prime numbers p and q for which $p - q = 97$.

This statement is **false**.

Disproof: Suppose for the sake of contradiction that this is true. Let p and q be prime numbers for which $p - q = 97$. Now, since their difference is odd, p and q must have opposite parity, so one of p and q is even and the other is odd. But there exists only one even prime number (namely 2), so either $p = 2$ or $q = 2$. If $p = 2$, then $p - q = 97$ implies $q = 2 - 97 = -95$, which is not prime. On the other hand if $q = 2$, then $p - q = 97$ implies $p = 99$, but that's not prime either. Thus one of p or q is not prime, a contradiction.

23. If $x, y \in \mathbb{R}$ and $x^3 < y^3$, then $x < y$. This is **true**.

Proof. (Contrapositive) Suppose $x \geq y$. We need to show $x^3 \geq y^3$.

Case 1. Suppose x and y have opposite signs, that is one of x and y is positive and the other is negative. Then since $x \geq y$, x is positive and y is negative. Then, since the powers are odd, x^3 is positive and y^3 is negative, so $x^3 \geq y^3$.

Case 2. Suppose x and y do not have opposite signs. Then $x^2 + xy + y^2 \geq 0$ and

also $x - y \geq 0$ because $x \geq y$. Thus we have $x^3 - y^3 = (x - y)(x^2 + xy + y^2) \geq 0$. From this we get $x^3 - y^3 \geq 0$, so $x^3 \geq y^3$.

In either case we have $x^3 \geq y^3$. ■

- 25.** For all $a, b, c \in \mathbb{Z}$, if $a \mid bc$, then $a \mid b$ or $a \mid c$.

This is **false**.

Disproof: Let $a = 6$, $b = 3$ and $c = 4$. Note that $a \mid bc$, but $a \nmid b$ and $a \nmid c$.

- 27.** The equation $x^2 = 2^x$ has three real solutions.

Proof. By inspection, the numbers $x = 2$ and $x = 4$ are two solutions of this equation. But there is a third solution. Let m be a positive real number for which $m2^m = \frac{1}{2}$. (The existence of such an m is guaranteed by the intermediate value theorem of calculus.) Then negative number $x = -2m$ is a solution, as

$$x^2 = (-2m)^2 = 4m^2 = 4 \left(\frac{m2^m}{2^m} \right)^2 = 4 \left(\frac{\frac{1}{2}}{2^m} \right)^2 = \frac{1}{2^{2m}} = 2^{-2m} = 2^x.$$

Therefore we have three solutions 2, 4 and m . ■

- 29.** If $x, y \in \mathbb{R}$ and $|x + y| = |x - y|$, then $y = 0$.

This is **false**. *Disproof:* Let $x = 0$ and $y = 1$. Then $|x + y| = |x - y|$, but $y = 1$.

- 31.** No number appears in Pascal's triangle more than four times.

This is **false**. *Disproof:* The number 120 appears six times. Check that $\binom{10}{3} = \binom{10}{7} = \binom{16}{2} = \binom{16}{14} = \binom{120}{1} = \binom{120}{119} = 120$.

- 33.** Suppose $f(x) = a_0 + a_1x + a_2x^2 + \cdots + a_nx^n$ is a polynomial of degree 1 or greater, and for which each coefficient a_i is in \mathbb{N} . Then there is an $n \in \mathbb{N}$ for which the integer $f(n)$ is not prime.

Proof. (Outline) Because the coefficients are all positive and the degree is greater than 1, we have $f(1) > 1$. Let $b = f(1) > 1$. The polynomial $f(x) - b$ has a root 1, so $f(x) - b = (x - 1)g(x)$ for some polynomial g . Then $f(x) = (x - 1)g(x) + b$. Note that $f(b + 1) = b g(b + 1) + b = b(g(b + 1) + 1)$. If we can show that $g(b + 1) + 1$ is an integer greater than 1, then we have a nontrivial factoring $f(b + 1) = b(g(b + 1) + 1)$, so $f(b + 1)$ is not prime. To complete the proof, use the fact that $f(x) - b = (x - 1)g(x)$ has integer coefficients, and deduce that $g(x)$ must also have integer coefficients. ■

- 35.** The converse is false. The number $n = 11$ is a counterexample: It is prime, but $2^{11} - 1 = 2047 = 23 \cdot 89$ is not prime. (See also the table on page 166.)

Chapter 10 Exercises

- 1.** Prove that $1 + 2 + 3 + 4 + \cdots + n = \frac{n^2 + n}{2}$ for every integer $n \in \mathbb{N}$.

Proof. We will prove this with mathematical induction.

- (1) Observe that if $n = 1$, this statement is $1 = \frac{1^2 + 1}{2}$, which is obviously true.

- (2) Consider any integer $k \geq 1$. We must show that S_k implies S_{k+1} . In other words, we must show that if $1 + 2 + 3 + 4 + \cdots + k = \frac{k^2+k}{2}$ is true, then

$$1 + 2 + 3 + 4 + \cdots + k + (k + 1) = \frac{(k + 1)^2 + (k + 1)}{2}$$

is also true. We use direct proof.

Suppose $k \geq 1$ and $1 + 2 + 3 + 4 + \cdots + k = \frac{k^2+k}{2}$. Observe that

$$\begin{aligned} 1 + 2 + 3 + 4 + \cdots + k + (k + 1) &= \\ (1 + 2 + 3 + 4 + \cdots + k) + (k + 1) &= \\ \frac{k^2 + k}{2} + (k + 1) &= \frac{k^2 + k + 2(k + 1)}{2} \\ &= \frac{k^2 + 2k + 1 + k + 1}{2} \\ &= \frac{(k + 1)^2 + (k + 1)}{2}. \end{aligned}$$

Therefore we have shown that $1 + 2 + 3 + 4 + \cdots + k + (k + 1) = \frac{(k+1)^2+(k+1)}{2}$. ■

3. Prove that $1^3 + 2^3 + 3^3 + 4^3 + \cdots + n^3 = \frac{n^2(n+1)^2}{4}$ for every positive integer n .

Proof. We will prove this with mathematical induction.

- (1) When $n = 1$ the statement is $1^3 = \frac{1^2(1+1)^2}{4} = \frac{4}{4} = 1$, and this is true.
 (2) Now assume the statement is true for some integer $n = k \geq 1$, that is assume $1^3 + 2^3 + 3^3 + 4^3 + \cdots + k^3 = \frac{k^2(k+1)^2}{4}$. Observe that this implies the statement is true for $n = k + 1$:

$$\begin{aligned} 1^3 + 2^3 + 3^3 + 4^3 + \cdots + k^3 + (k + 1)^3 &= \\ (1^3 + 2^3 + 3^3 + 4^3 + \cdots + k^3) + (k + 1)^3 &= \\ \frac{k^2(k + 1)^2}{4} + (k + 1)^3 &= \frac{k^2(k + 1)^2}{4} + \frac{4(k + 1)^3}{4} \\ &= \frac{k^2(k + 1)^2 + 4(k + 1)^3}{4} \\ &= \frac{(k + 1)^2(k^2 + 4(k + 1)^1)}{4} \\ &= \frac{(k + 1)^2(k^2 + 4k + 4)}{4} \\ &= \frac{(k + 1)^2(k + 2)^2}{4} \\ &= \frac{(k + 1)^2((k + 1) + 1)^2}{4}. \end{aligned}$$

Therefore $1^3 + 2^3 + 3^3 + 4^3 + \cdots + k^3 + (k + 1)^3 = \frac{(k+1)^2((k+1)+1)^2}{4}$, which means the statement is true for $n = k + 1$. ■

5. If $n \in \mathbb{N}$, then $2^1 + 2^2 + 2^3 + \dots + 2^n = 2^{n+1} - 2$.

Proof. The proof is by mathematical induction.

- (1) When $n = 1$, this statement is $2^1 = 2^{1+1} - 2$, or $2 = 4 - 2$, which is true.
 (2) Now assume the statement is true for some integer $n = k \geq 1$, that is assume $2^1 + 2^2 + 2^3 + \dots + 2^k = 2^{k+1} - 2$. Observe this implies that the statement is true for $n = k + 1$, as follows:

$$\begin{aligned} 2^1 + 2^2 + 2^3 + \dots + 2^k + 2^{k+1} &= \\ (2^1 + 2^2 + 2^3 + \dots + 2^k) + 2^{k+1} &= \\ 2^{k+1} - 2 + 2^{k+1} &= 2 \cdot 2^{k+1} - 2 \\ &= 2^{k+2} - 2 \\ &= 2^{(k+1)+1} - 2. \end{aligned}$$

Thus we have $2^1 + 2^2 + 2^3 + \dots + 2^k + 2^{k+1} = 2^{(k+1)+1} - 2$, so the statement is true for $n = k + 1$.

Thus the result follows by mathematical induction. ■

7. If $n \in \mathbb{N}$, then $1 \cdot 3 + 2 \cdot 4 + 3 \cdot 5 + 4 \cdot 6 + \dots + n(n+2) = \frac{n(n+1)(2n+7)}{6}$.

Proof. The proof is by mathematical induction.

- (1) When $n = 1$, we have $1 \cdot 3 = \frac{1(1+1)(2+7)}{6}$, which is the true statement $3 = \frac{18}{6}$.
 (2) Now assume the statement is true for some integer $n = k \geq 1$, that is assume $1 \cdot 3 + 2 \cdot 4 + 3 \cdot 5 + 4 \cdot 6 + \dots + k(k+2) = \frac{k(k+1)(2k+7)}{6}$. Now observe that

$$\begin{aligned} 1 \cdot 3 + 2 \cdot 4 + 3 \cdot 5 + 4 \cdot 6 + \dots + k(k+2) + (k+1)((k+1)+2) &= \\ (1 \cdot 3 + 2 \cdot 4 + 3 \cdot 5 + 4 \cdot 6 + \dots + k(k+2)) + (k+1)((k+1)+2) &= \\ \frac{k(k+1)(2k+7)}{6} + (k+1)((k+1)+2) &= \\ \frac{k(k+1)(2k+7)}{6} + \frac{6(k+1)(k+3)}{6} &= \\ \frac{k(k+1)(2k+7) + 6(k+1)(k+3)}{6} &= \\ \frac{(k+1)(k(2k+7) + 6(k+3))}{6} &= \\ \frac{(k+1)(2k^2 + 13k + 18)}{6} &= \\ \frac{(k+1)(k+2)(2k+9)}{6} &= \\ \frac{(k+1)((k+1)+1)(2(k+1)+7)}{6}. \end{aligned}$$

Thus we have $1 \cdot 3 + 2 \cdot 4 + 3 \cdot 5 + 4 \cdot 6 + \dots + k(k+2) + (k+1)((k+1)+2) = \frac{(k+1)((k+1)+1)(2(k+1)+7)}{6}$, and this means the statement is true for $n = k + 1$.

Thus the result follows by mathematical induction. ■

9. Prove that $24 \mid (5^{2n} - 1)$ for any integer $n \geq 0$.

Proof. The proof is by mathematical induction.

- (1) For $n = 0$, the statement is $24 \mid (5^{2 \cdot 0} - 1)$. This is $24 \mid 0$, which is true.
- (2) Now assume the statement is true for some integer $n = k \geq 0$, that is assume $24 \mid (5^{2k} - 1)$. This means $5^{2k} - 1 = 24a$ for some integer a , and from this we get $5^{2k} = 24a + 1$. Now observe that

$$\begin{aligned} 5^{2(k+1)} - 1 &= \\ 5^{2k+2} - 1 &= \\ 5^2 5^{2k} - 1 &= \\ 5^2(24a + 1) - 1 &= \\ 25(24a + 1) - 1 &= \\ 25 \cdot 24a + 25 - 1 &= 24(25a + 1). \end{aligned}$$

This shows $5^{2(k+1)} - 1 = 24(25a + 1)$, which means $24 \mid 5^{2(k+1)} - 1$.

This completes the proof by mathematical induction. ■

11. Prove that $3 \mid (n^3 + 5n + 6)$ for any integer $n \geq 0$.

Proof. The proof is by mathematical induction.

- (1) When $n = 0$, the statement is $3 \mid (0^3 + 5 \cdot 0 + 6)$, or $3 \mid 6$, which is true.
- (2) Now assume the statement is true for some integer $n = k \geq 0$, that is assume $3 \mid (k^3 + 5k + 6)$. This means $k^3 + 5k + 6 = 3a$ for some integer a . We need to show that $3 \mid ((k+1)^3 + 5(k+1) + 6)$. Observe that

$$\begin{aligned} (k+1)^3 + 5(k+1) + 6 &= k^3 + 3k^2 + 3k + 1 + 5k + 5 + 6 \\ &= (k^3 + 5k + 6) + 3k^2 + 3k + 6 \\ &= 3a + 3k^2 + 3k + 6 \\ &= 3(a + k^2 + k + 2). \end{aligned}$$

Thus we have deduced $(k+1)^3 - (k+1) = 3(a + k^2 + k + 2)$. Since $a + k^2 + k + 2$ is an integer, it follows that $3 \mid ((k+1)^3 + 5(k+1) + 6)$.

It follows by mathematical induction that $3 \mid (n^3 + 5n + 6)$ for every $n \geq 0$. ■

13. Prove that $6 \mid (n^3 - n)$ for any integer $n \geq 0$.

Proof. The proof is by mathematical induction.

- (1) When $n = 0$, the statement is $6 \mid (0^3 - 0)$, or $6 \mid 0$, which is true.

- (2) Now assume the statement is true for some integer $n = k \geq 0$, that is, assume $6 \mid (k^3 - k)$. This means $k^3 - k = 6a$ for some integer a . We need to show that $6 \mid ((k+1)^3 - (k+1))$. Observe that

$$\begin{aligned} (k+1)^3 - (k+1) &= k^3 + 3k^2 + 3k + 1 - k - 1 \\ &= (k^3 - k) + 3k^2 + 3k \\ &= 6a + 3k^2 + 3k \\ &= 6a + 3k(k+1). \end{aligned}$$

Thus we have deduced $(k+1)^3 - (k+1) = 6a + 3k(k+1)$. Since one of k or $(k+1)$ must be even, it follows that $k(k+1)$ is even, so $k(k+1) = 2b$ for some integer b . Consequently $(k+1)^3 - (k+1) = 6a + 3k(k+1) = 6a + 3(2b) = 6(a+b)$. Since $(k+1)^3 - (k+1) = 6(a+b)$ it follows that $6 \mid ((k+1)^3 - (k+1))$.

Thus the result follows by mathematical induction. ■

15. If $n \in \mathbb{N}$, then $\frac{1}{1 \cdot 2} + \frac{1}{2 \cdot 3} + \frac{1}{3 \cdot 4} + \frac{1}{4 \cdot 5} + \cdots + \frac{1}{n(n+1)} = 1 - \frac{1}{n+1}$.

Proof. The proof is by mathematical induction.

- (1) When $n = 1$, the statement is $\frac{1}{1(1+1)} = 1 - \frac{1}{1+1}$, which simplifies to $\frac{1}{2} = \frac{1}{2}$.
 (2) Now assume the statement is true for some integer $n = k \geq 1$, that is assume $\frac{1}{1 \cdot 2} + \frac{1}{2 \cdot 3} + \frac{1}{3 \cdot 4} + \frac{1}{4 \cdot 5} + \cdots + \frac{1}{k(k+1)} = 1 - \frac{1}{k+1}$. Next we show that the statement for $n = k+1$ is true. Observe that

$$\begin{aligned} \frac{1}{1 \cdot 2} + \frac{1}{2 \cdot 3} + \frac{1}{3 \cdot 4} + \frac{1}{4 \cdot 5} + \cdots + \frac{1}{k(k+1)} + \frac{1}{(k+1)((k+1)+1)} &= \\ \left(\frac{1}{1 \cdot 2} + \frac{1}{2 \cdot 3} + \frac{1}{3 \cdot 4} + \frac{1}{4 \cdot 5} + \cdots + \frac{1}{k(k+1)} \right) + \frac{1}{(k+1)(k+2)} &= \\ \left(1 - \frac{1}{k+1} \right) + \frac{1}{(k+1)(k+2)} &= \\ 1 - \frac{1}{k+1} + \frac{1}{(k+1)(k+2)} &= \\ 1 - \frac{k+2}{(k+1)(k+2)} + \frac{1}{(k+1)(k+2)} &= \\ 1 - \frac{k+1}{(k+1)(k+2)} &= \\ 1 - \frac{1}{k+2} &= \\ 1 - \frac{1}{(k+1)+1}. & \end{aligned}$$

This establishes $\frac{1}{1 \cdot 2} + \frac{1}{2 \cdot 3} + \frac{1}{3 \cdot 4} + \frac{1}{4 \cdot 5} + \cdots + \frac{1}{(k+1)((k+1)+1)} = 1 - \frac{1}{(k+1)+1}$, which is to say that the statement is true for $n = k+1$.

This completes the proof by mathematical induction. ■

17. Suppose A_1, A_2, \dots, A_n are sets in some universal set U , and $n \geq 2$. Prove that $\overline{A_1 \cap A_2 \cap \dots \cap A_n} = \overline{A_1} \cup \overline{A_2} \cup \dots \cup \overline{A_n}$.

Proof. The proof is by strong induction.

- (1) When $n = 2$ the statement is $\overline{A_1 \cap A_2} = \overline{A_1} \cup \overline{A_2}$. This is not an entirely obvious statement, so we have to prove it. Observe that

$$\begin{aligned} \overline{A_1 \cap A_2} &= \{x : (x \in U) \wedge (x \notin A_1 \cap A_2)\} \quad (\text{definition of complement}) \\ &= \{x : (x \in U) \wedge \sim (x \in A_1 \cap A_2)\} \\ &= \{x : (x \in U) \wedge \sim ((x \in A_1) \wedge (x \in A_2))\} \quad (\text{definition of } \cap) \\ &= \{x : (x \in U) \wedge (\sim (x \in A_1) \vee \sim (x \in A_2))\} \quad (\text{DeMorgan}) \\ &= \{x : (x \in U) \wedge ((x \notin A_1) \vee (x \notin A_2))\} \\ &= \{x : (x \in U) \wedge (x \notin A_1) \vee (x \in U) \wedge (x \notin A_2)\} \quad (\text{distributive prop.}) \\ &= \{x : ((x \in U) \wedge (x \notin A_1))\} \cup \{x : ((x \in U) \wedge (x \notin A_2))\} \quad (\text{def. of } \cup) \\ &= \overline{A_1} \cup \overline{A_2} \quad (\text{definition of complement}). \end{aligned}$$

- (2) Let $k \geq 2$. Assume the statement is true if it involves k or fewer sets. Then

$$\begin{aligned} \overline{A_1 \cap A_2 \cap \dots \cap A_{k-1} \cap A_k \cap A_{k+1}} &= \\ \overline{A_1 \cap A_2 \cap \dots \cap A_{k-1} \cap (A_k \cap A_{k+1})} &= \overline{A_1} \cup \overline{A_2} \cup \dots \cup \overline{A_{k-1}} \cup \overline{A_k \cap A_{k+1}} \\ &= \overline{A_1} \cup \overline{A_2} \cup \dots \cup \overline{A_{k-1}} \cup \overline{A_k} \cup \overline{A_{k+1}}. \end{aligned}$$

Thus the statement is true when it involves $k + 1$ sets.

This completes the proof by strong induction. ■

19. Prove $\sum_{k=1}^n \frac{1}{k^2} \leq 2 - \frac{1}{n}$ for every n .

Proof. This clearly holds for $n = 1$. Assume it holds for some $n \geq 1$. Then $\sum_{k=1}^{n+1} \frac{1}{k^2} = \sum_{k=1}^n \frac{1}{k^2} + \frac{1}{(n+1)^2} \leq 2 - \frac{1}{n} + \frac{1}{(n+1)^2} = 2 - \frac{(n+1)^2 - n}{n(n+1)^2} = 2 - \frac{n^2 + n + 1}{n(n+1)^2} < 2 - \frac{n^2 + n}{n(n+1)^2} = 2 - \frac{1}{n+1}$. ■

21. If $n \in \mathbb{N}$, then $\frac{1}{1} + \frac{1}{2} + \frac{1}{3} + \dots + \frac{1}{2^n} \geq 1 + \frac{n}{2}$.

Proof. If $n = 1$, the result is obvious.

Assume the proposition holds for some $n > 1$. Then

$$\begin{aligned} \frac{1}{1} + \frac{1}{2} + \frac{1}{3} + \dots + \frac{1}{2^{n+1}} &= \left(\frac{1}{1} + \frac{1}{2} + \frac{1}{3} + \dots + \frac{1}{2^n} \right) + \left(\frac{1}{2^n + 1} + \frac{1}{2^n + 2} + \frac{1}{2^n + 3} + \dots + \frac{1}{2^{n+1}} \right) \\ &\geq \left(1 + \frac{n}{2} \right) + \left(\frac{1}{2^n + 1} + \frac{1}{2^n + 2} + \frac{1}{2^n + 3} + \dots + \frac{1}{2^{n+1}} \right). \end{aligned}$$

Now, the sum $\left(\frac{1}{2^n + 1} + \frac{1}{2^n + 2} + \frac{1}{2^n + 3} + \dots + \frac{1}{2^{n+1}} \right)$ on the right has $2^{n+1} - 2^n = 2^n$ terms, all greater than or equal to $\frac{1}{2^{n+1}}$, so the sum is greater than $2^n \frac{1}{2^{n+1}} = \frac{1}{2}$. Therefore we get $\frac{1}{1} + \frac{1}{2} + \frac{1}{3} + \dots + \frac{1}{2^{n+1}} \geq \left(1 + \frac{n}{2} \right) + \left(\frac{1}{2^n + 1} + \frac{1}{2^n + 2} + \frac{1}{2^n + 3} + \dots + \frac{1}{2^{n+1}} \right) \geq \left(1 + \frac{n}{2} \right) + \frac{1}{2} = 1 + \frac{n+1}{2}$. This means the result is true for $n + 1$, so the theorem is proved. ■

23. Use induction to prove the binomial theorem $(x + y)^n = \sum_{i=0}^n \binom{n}{i} x^{n-i} y^i$.

Proof. Notice that when $n = 1$, the formula is $(x + y)^1 = \binom{1}{0} x^1 y^0 + \binom{1}{1} x^0 y^1 = x + y$, which is true.

Now assume the theorem is true for some $n > 1$. We will show that this implies that it is true for the power $n + 1$. Just observe that

$$\begin{aligned}
 (x + y)^{n+1} &= (x + y)(x + y)^n \\
 &= (x + y) \sum_{i=0}^n \binom{n}{i} x^{n-i} y^i \\
 &= \sum_{i=0}^n \binom{n}{i} x^{(n+1)-i} y^i + \sum_{i=0}^n \binom{n}{i} x^{n-i} y^{i+1} \\
 &= \sum_{i=0}^n \left[\binom{n}{i} + \binom{n}{i-1} \right] x^{(n+1)-i} y^i + y^{n+1} \\
 &= \sum_{i=0}^n \binom{n+1}{i} x^{(n+1)-i} y^i + \binom{n+1}{n+1} y^{n+1} \\
 &= \sum_{i=0}^{n+1} \binom{n+1}{i} x^{(n+1)-i} y^i.
 \end{aligned}$$

This shows that the formula is true for $(x + y)^{n+1}$, so the theorem is proved. ■

25. Concerning the Fibonacci sequence, prove that $F_1 + F_2 + F_3 + F_4 + \dots + F_n = F_{n+2} - 1$.

Proof. The proof is by induction.

- (1) When $n = 1$ the statement is $F_1 = F_{1+2} - 1 = F_3 - 1 = 2 - 1 = 1$, which is true. Also when $n = 2$ the statement is $F_1 + F_2 = F_{2+2} - 1 = F_4 - 1 = 3 - 1 = 2$, which is true, as $F_1 + F_2 = 1 + 1 = 2$.
- (2) Now assume $k \geq 1$ and $F_1 + F_2 + F_3 + F_4 + \dots + F_k = F_{k+2} - 1$. We need to show $F_1 + F_2 + F_3 + F_4 + \dots + F_k + F_{k+1} = F_{k+3} - 1$. Observe that

$$\begin{aligned}
 F_1 + F_2 + F_3 + F_4 + \dots + F_k + F_{k+1} &= \\
 (F_1 + F_2 + F_3 + F_4 + \dots + F_k) + F_{k+1} &= \\
 F_{k+2} - 1 + F_{k+1} &= (F_{k+1} + F_{k+2}) - 1 \\
 &= F_{k+3} - 1.
 \end{aligned}$$

This completes the proof by induction. ■

27. Concerning the Fibonacci sequence, prove that $F_1 + F_3 + \dots + F_{2n-1} = F_{2n}$.

Proof. If $n = 1$, the result is clear. Assume for some $n > 1$ we have $\sum_{i=1}^n F_{2i-1} = F_{2n}$.

Then $\sum_{i=1}^{n+1} F_{2i-1} = F_{2n+1} + \sum_{i=1}^n F_{2i-1} = F_{2n+1} + F_{2n} = F_{2n+2} = F_{2(n+1)}$ as desired. ■

29. Notice that the sum of elements on the n th diagonal has the form

$$\binom{n}{0} + \binom{n-1}{1} + \binom{n-2}{2} + \binom{n-3}{3} + \cdots + \binom{0}{n}.$$

(For example, $\binom{6}{0} + \binom{5}{1} + \binom{4}{2} + \binom{3}{3} + \binom{2}{4} + \binom{1}{5} + \binom{0}{6} = 1 + 5 + 6 + 1 + 0 + 0 + 0 = 13 = F_{6+1}$.)
Therefore, we need to prove that $\binom{n}{0} + \binom{n-1}{1} + \binom{n-2}{2} + \binom{n-3}{3} + \cdots + \binom{1}{n-1} + \binom{0}{n} = F_{n+1}$ for each $n \geq 0$.

Proof. (Strong Induction) For $n = 1$ this is $\binom{1}{0} + \binom{0}{1} = 1 + 0 = 1 = F_2 = F_{1+1}$. Thus the assertion is true when $n = 1$.

Now fix n and assume that $\binom{k}{0} + \binom{k-1}{1} + \binom{k-2}{2} + \binom{k-3}{3} + \cdots + \binom{1}{k-1} + \binom{0}{k} = F_{k+1}$ whenever $k < n$. In what follows we use the identity $\binom{n}{k} = \binom{n-1}{k-1} + \binom{n-1}{k}$. We also often use $\binom{a}{b} = 0$ whenever it is untrue that $0 \leq b \leq a$.

$$\begin{aligned} & \binom{n}{0} + \binom{n-1}{1} + \binom{n-2}{2} + \cdots + \binom{1}{n-1} + \binom{0}{n} \\ = & \binom{n}{0} + \binom{n-1}{1} + \binom{n-2}{2} + \cdots + \binom{1}{n-1} \\ = & \binom{n-1}{-1} + \binom{n-1}{0} + \binom{n-2}{0} + \binom{n-2}{1} + \binom{n-3}{1} + \binom{n-3}{2} + \cdots + \binom{0}{n-1} + \binom{0}{n} \\ = & \binom{n-1}{0} + \binom{n-2}{0} + \binom{n-2}{1} + \binom{n-3}{1} + \binom{n-3}{2} + \cdots + \binom{0}{n-1} + \binom{0}{n} \\ = & \left[\binom{n-1}{0} + \binom{n-2}{1} + \cdots + \binom{0}{n-1} \right] + \left[\binom{n-2}{0} + \binom{n-3}{1} + \cdots + \binom{0}{n-2} \right] \\ = & F_n + F_{n-1} = F_n \end{aligned}$$

This completes the proof. ■

31. Prove that $\sum_{k=0}^n \binom{k}{r} = \binom{n+1}{r+1}$, where $r \in \mathbb{N}$.

Hint: Use induction on n . If $n = 0$, the equation is $\binom{0}{r} = \binom{0+1}{r+1}$, which is $0 = 0$.

For the inductive step, we must show that $\sum_{k=0}^n \binom{k}{r} = \binom{n+1}{r+1}$ implies $\sum_{k=0}^{n+1} \binom{k}{r} = \binom{(n+1)+1}{r+1}$.

Thus assume $\sum_{k=0}^n \binom{k}{r} = \binom{n+1}{r+1}$. By Pascal's formula, $\binom{(n+1)+1}{r+1} = \binom{n+1}{r+1} + \binom{n+1}{r}$. Now use

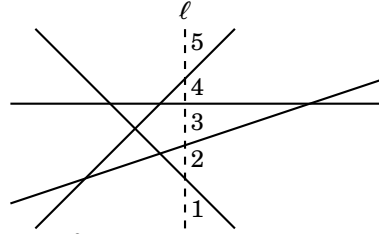
the inductive hypothesis and Pascal's formula again to transform this to $\sum_{k=0}^{n+1} \binom{k}{r}$.

33. Suppose that n infinitely long straight lines lie on the plane in such a way that no two are parallel, and no three intersect at a single point. Show that this arrangement divides the plane into $\frac{n^2+n+2}{2}$ regions.

Proof. The proof is by induction. For the basis step, suppose $n = 1$. Then there is one line, and it clearly divides the plane into 2 regions, one on either side of the line. As $2 = \frac{1^2+1+2}{2} = \frac{n^2+n+2}{2}$, the formula is correct when $n = 1$.

Now suppose there are $n + 1$ lines on the plane, and that the formula is correct for when there are n lines on the plane. Single out one of the $n + 1$ lines on the plane, and call it ℓ . Remove line ℓ , so that there are now n lines on the plane.

By the induction hypothesis, these n lines divide the plane into $\frac{n^2+n+2}{2}$ regions. Now add line ℓ back. Doing this adds an additional $n + 1$ regions. (The diagram illustrates the case where $n + 1 = 5$. Without ℓ , there are $n = 4$ lines. Adding ℓ back produces $n + 1 = 5$ new regions.)



Thus, with $n + 1$ lines there are all together $(n + 1) + \frac{n^2+n+2}{2}$ regions. Observe

$$(n + 1) + \frac{n^2 + n + 2}{2} = \frac{2n + 2 + n^2 + n + 2}{2} = \frac{(n + 1)^2 + (n + 1) + 2}{2}.$$

Thus, with $n + 1$ lines, we have $\frac{(n+1)^2+(n+1)+2}{2}$ regions, which means that the formula is true for when there are $n + 1$ lines. We have shown that if the formula is true for n lines, it is also true for $n + 1$ lines. This completes the proof. ■

35. If $n, k \in \mathbb{N}$, and n is even and k is odd, then $\binom{n}{k}$ is even.

Proof. Notice that if k is not a value between 0 and n , then $\binom{n}{k} = 0$ is even; thus from here on we can assume that $0 < k < n$. We will use strong induction.

For the basis case, notice that the assertion is true for the even values $n = 2$ and $n = 4$: $\binom{2}{1} = 2$; $\binom{4}{1} = 4$; $\binom{4}{3} = 4$ (even in each case).

Now fix an even n assume that $\binom{m}{k}$ is even whenever m is even, k is odd, and $m < n$. Using the identity $\binom{n}{k} = \binom{n-1}{k-1} + \binom{n-1}{k}$ three times, we get

$$\begin{aligned} \binom{n}{k} &= \binom{n-1}{k-1} + \binom{n-1}{k} \\ &= \binom{n-2}{k-2} + \binom{n-2}{k-1} + \binom{n-2}{k-1} + \binom{n-2}{k} \\ &= \binom{n-2}{k-2} + 2\binom{n-2}{k-1} + \binom{n-2}{k}. \end{aligned}$$

Now, $n - 2$ is even, and k and $k - 2$ are odd. By the inductive hypothesis, the outer terms of the above expression are even, and the middle is clearly even; thus we have expressed $\binom{n}{k}$ as the sum of three even integers, so it is even. ■

37. Prove that if $m, n \in \mathbb{N}$, then $\sum_{k=0}^n k \binom{m+k}{m} = n \binom{m+n+1}{m+1} - \binom{m+n+1}{m+2}$.

Proof. We will use induction on n . Let m be any integer.

(1) If $n = 1$, then the equation is $\sum_{k=0}^1 k \binom{m+k}{m} = 1 \binom{m+1+1}{m+1} - \binom{m+1+1}{m+2}$, and this is $0 \binom{m}{m} + 1 \binom{m+1}{m} = 1 \binom{m+2}{m+1} - \binom{m+2}{m+2}$, which yields the true statement $m + 1 = m + 2 - 1$.

- (2) Now let $n > 1$ and assume the equation holds for n . (This is the inductive hypothesis.) Now we will confirm that it holds for $n + 1$. Observe that

$$\begin{aligned}
 & \sum_{k=0}^{n+1} k \binom{m+k}{m} = && \text{(left-hand side for } n+1) \\
 & \sum_{k=0}^n k \binom{m+k}{m} + (n+1) \binom{m+(n+1)}{m} = && \text{(split off final term)} \\
 & n \binom{m+n+1}{m+1} - \binom{m+n+1}{m+2} + (n+1) \binom{m+n+1}{m} = && \text{(apply inductive hypothesis)} \\
 & n \binom{m+n+1}{m+1} + \binom{m+n+1}{m+1} - \binom{m+n+2}{m+2} + (n+1) \binom{m+n+1}{m} = && \text{(Pascal's formula)} \\
 & (n+1) \binom{m+n+1}{m+1} - \binom{m+n+2}{m+2} + (n+1) \binom{m+n+1}{m} = && \text{(factor)} \\
 & (n+1) \left[\binom{m+n+1}{m+1} + \binom{m+n+1}{m} \right] - \binom{m+n+2}{m+2} = && \text{(factor again)} \\
 & (n+1) \binom{m+n+2}{m+1} - \binom{m+n+2}{m+2} = && \text{(Pascal's formula)} \\
 & (n+1) \binom{m+(n+1)+1}{m+1} - \binom{m+(n+1)+1}{m+2}. && \text{(right-hand side for } n+1) \quad \blacksquare
 \end{aligned}$$

- 39.** Prove that $\sum_{k=0}^m \binom{m}{k} \binom{n}{p+k} = \binom{m+n}{m+p}$ for non-negative integers m, n and p .

Proof. We will use induction on n . Let m and p be any non-negative integers.

- (1) If $n = 0$, then the equation is $\sum_{k=0}^m \binom{m}{k} \binom{0}{p+k} = \binom{m+0}{m+p}$. This holds if $p > 0$, because then $\binom{0}{p+k} = 0 = \binom{m}{m+p}$, and both sides of the equation are zero. If $p = 0$, the equation is $\sum_{k=0}^m \binom{m}{k} \binom{0}{k} = \binom{m}{m}$, and both sides equal 1.
- (2) Now take $n \geq 1$ and suppose the equation holds for n . (This is the inductive hypothesis.) Next we confirm that the equation holds for $n + 1$.

$$\begin{aligned}
 & \binom{m+(n+1)}{m+p} && \text{(right-hand side for } n+1) \\
 & = \binom{m+n}{m+(p-1)} + \binom{m+n}{m+p} && \text{(Pascal's formula)} \\
 & = \sum_{k=0}^m \binom{m}{k} \binom{n}{(p-1)+k} + \sum_{k=0}^m \binom{m}{k} \binom{n}{p+k} && \text{(apply inductive hypothesis)} \\
 & = \sum_{k=0}^m \binom{m}{k} \left[\binom{n}{(p-1)+k} + \binom{n}{p+k} \right] && \text{(combine)} \\
 & = \sum_{k=0}^m \binom{m}{k} \binom{n+1}{p+k} && \text{(Pascal's formula)}
 \end{aligned}$$

This final expression is left-hand side for $n + 1$, so the proof is finished. \blacksquare

41. If n and k are non-negative integers, then $\binom{n+0}{0} + \binom{n+1}{1} + \binom{n+2}{2} + \dots + \binom{n+k}{k} = \binom{n+k+1}{k}$.

Proof. We will use induction on k . Let n be any non-negative integer.

- (1) If $k = 0$, then the equation is $\binom{n+0}{0} = \binom{n+0+1}{0}$, which reduces to $1 = 1$.
- (2) Assume the equation holds for some $k \geq 1$. (This is the inductive hypothesis.)

Now we will show that it holds for $k + 1$. Note that

$$\begin{aligned} & \binom{n+0}{0} + \binom{n+1}{1} + \binom{n+2}{2} + \dots + \binom{n+k}{k} + \binom{n+(k+1)}{k+1} && \text{(left side for } k+1) \\ &= \binom{n+k+1}{k} + \binom{n+k+1}{k+1} && \text{(apply inductive hypothesis)} \\ &= \binom{n+k+2}{k+1} && \text{(Pascal's formula)} \\ &= \binom{n+(k+1)+1}{k+1}. && \text{(right-hand side for } k+1) \end{aligned}$$

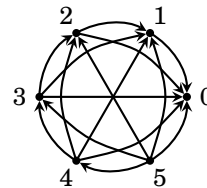
The proof is complete. ■

Chapter 11 Exercises

Section 11.1

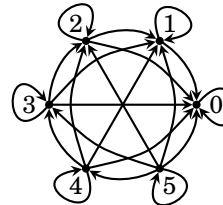
1. Let $A = \{0, 1, 2, 3, 4, 5\}$. Write out the relation R that expresses $>$ on A . Then illustrate it with a diagram.

$$R = \left\{ (5, 4), (5, 3), (5, 2), (5, 1), (5, 0), (4, 3), (4, 2), (4, 1), (4, 0), (3, 2), (3, 1), (3, 0), (2, 1), (2, 0), (1, 0) \right\}$$



3. Let $A = \{0, 1, 2, 3, 4, 5\}$. Write out the relation R that expresses \geq on A . Then illustrate it with a diagram.

$$R = \left\{ (5, 5), (5, 4), (5, 3), (5, 2), (5, 1), (5, 0), (4, 4), (4, 3), (4, 2), (4, 1), (4, 0), (3, 3), (3, 2), (3, 1), (3, 0), (2, 2), (2, 1), (2, 0), (1, 1), (1, 0), (0, 0) \right\}$$



5. Write the sets A and R for the diagramed relation. Answer: $A = \{0, 1, 2, 3, 4, 5\}$; $R = \{(3, 3), (4, 3), (4, 2), (1, 2), (2, 5), (5, 0)\}$

7. Write the relation $<$ on the set $A = \mathbb{Z}$ as a subset R of $\mathbb{Z} \times \mathbb{Z}$. This is an infinite set, so you will have to use set-builder notation.

Answer: $R = \{(x, y) \in \mathbb{Z} \times \mathbb{Z} : y - x \in \mathbb{N}\}$

9. How many different relations are there on the set $A = \{1, 2, 3, 4, 5, 6\}$?

Consider forming a relation $R \subseteq A \times A$ on A . For each ordered pair $(x, y) \in A \times A$, we have two choices: we can either include (x, y) in R or not include it. There are $6 \cdot 6 = 36$ ordered pairs in $A \times A$. By the multiplication principle, there are thus 2^{36} different subsets R and hence also this many relations on A .

11. Answer: $2^{|A|^2}$

13. Answer: \neq

15. Answer: $\equiv \pmod{3}$

Section 11.2

1. Consider the relation $R = \{(a, a), (b, b), (c, c), (d, d), (a, b), (b, a)\}$ on the set $A = \{a, b, c, d\}$. Which of the properties reflexive, symmetric and transitive does R possess and why? If a property does not hold, say why.

This is **reflexive** because $(x, x) \in R$ (i.e., xRx) for every $x \in A$.

It is **symmetric** because it is impossible to find an $(x, y) \in R$ for which $(y, x) \notin R$.

It is **transitive** because $(xRy \wedge yRz) \Rightarrow xRz$ always holds.

3. Consider the relation $R = \{(a, b), (a, c), (c, b), (b, c)\}$ on the set $A = \{a, b, c\}$. Which of the properties reflexive, symmetric and transitive does R possess and why? If a property does not hold, say why.

This is **not reflexive** because $(a, a) \notin R$ (for example).

It is **not symmetric** because $(a, b) \in R$ but $(b, a) \notin R$.

It is **not transitive** because cRb and bRc are true, but cRc is false.

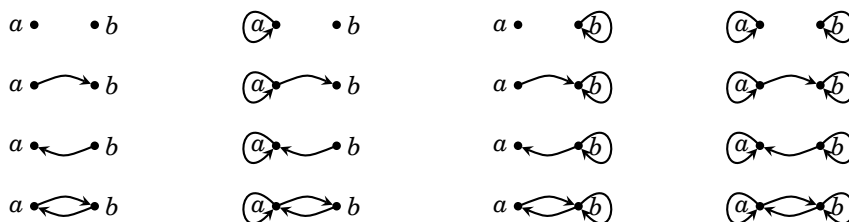
5. Consider the relation $R = \{(0, 0), (\sqrt{2}, 0), (0, \sqrt{2}), (\sqrt{2}, \sqrt{2})\}$ on \mathbb{R} . Say whether this relation is reflexive, symmetric and transitive. If a property does not hold, say why.

This is **not reflexive** because $(1, 1) \notin R$ (for example).

It is **symmetric** because it is impossible to find an $(x, y) \in R$ for which $(y, x) \notin R$.

It is **transitive** because $(xRy \wedge yRz) \Rightarrow xRz$ always holds.

7. There are 16 possible different relations R on the set $A = \{a, b\}$. Describe all of them. (A picture for each one will suffice, but don't forget to label the nodes.) Which ones are reflexive? Symmetric? Transitive?



Only the four in the right column are reflexive. Only the eight in the first and fourth rows are symmetric. All of them are transitive **except** the first three on the fourth row.

9. Define a relation on \mathbb{Z} by declaring xRy if and only if x and y have the same parity. Say whether this relation is reflexive, symmetric and transitive. If a property does not hold, say why. What familiar relation is this?

This is **reflexive** because xRx since x always has the same parity as x .

It is **symmetric** because if x and y have the same parity, then y and x must have the same parity (that is, $xRy \Rightarrow yRx$).

It is **transitive** because if x and y have the same parity and y and z have the same parity, then x and z must have the same parity. (That is $(xRy \wedge yRz) \Rightarrow xRz$ always holds.)

The relation is congruence modulo 2.

11. Suppose $A = \{a, b, c, d\}$ and $R = \{(a, a), (b, b), (c, c), (d, d)\}$. Say whether this relation is reflexive, symmetric and transitive. If a property does not hold, say why.

This is **reflexive** because $(x, x) \in R$ for every $x \in A$.

It is **symmetric** because it is impossible to find an $(x, y) \in R$ for which $(y, x) \notin R$.

It is **transitive** because $(xRy \wedge yRz) \Rightarrow xRz$ always holds.

(For example $(aRa \wedge aRa) \Rightarrow aRa$ is true, etc.)

13. Consider the relation $R = \{(x, y) \in \mathbb{R} \times \mathbb{R} : x - y \in \mathbb{Z}\}$ on \mathbb{R} . Prove that this relation is reflexive and symmetric, and transitive.

Proof. In this relation, xRy means $x - y \in \mathbb{Z}$.

To see that R is reflexive, take any $x \in \mathbb{R}$ and observe that $x - x = 0 \in \mathbb{Z}$, so xRx . Therefore R is reflexive.

To see that R is symmetric, we need to prove $xRy \Rightarrow yRx$ for all $x, y \in \mathbb{R}$. We use direct proof. Suppose xRy . This means $x - y \in \mathbb{Z}$. Then it follows that $-(x - y) = y - x$ is also in \mathbb{Z} . But $y - x \in \mathbb{Z}$ means yRx . We've shown xRy implies yRx , so R is symmetric.

To see that R is transitive, we need to prove $(xRy \wedge yRz) \Rightarrow xRz$ is always true. We prove this conditional statement with direct proof. Suppose xRy and yRz . Since xRy , we know $x - y \in \mathbb{Z}$. Since yRz , we know $y - z \in \mathbb{Z}$. Thus $x - y$ and $y - z$ are both integers; by adding these integers we get another integer $(x - y) + (y - z) = x - z$. Thus $x - z \in \mathbb{Z}$, and this means xRz . We've now shown that if xRy and yRz , then xRz . Therefore R is transitive. ■

15. Prove or disprove: If a relation is symmetric and transitive, then it is also reflexive.

This is **false**. For a counterexample, consider the relation $R = \{(a, a), (a, b), (b, a), (b, b)\}$ on the set $A = \{a, b, c\}$. This is symmetric and transitive but it is not reflexive.

17. Define a relation \sim on \mathbb{Z} as $x \sim y$ if and only if $|x - y| \leq 1$. Say whether \sim is reflexive, symmetric and transitive.

This is reflexive because $|x - x| = 0 \leq 1$ for all integers x . It is symmetric because $x \sim y$ if and only if $|x - y| \leq 1$, if and only if $|y - x| \leq 1$, if and only if $y \sim x$. It is not transitive because, for example, $0 \sim 1$ and $1 \sim 2$, but is not the case that $0 \sim 2$.

Section 11.3

1. Let $A = \{1, 2, 3, 4, 5, 6\}$, and consider the following equivalence relation on A : $R = \{(1, 1), (2, 2), (3, 3), (4, 4), (5, 5), (6, 6), (2, 3), (3, 2), (4, 5), (5, 4), (4, 6), (6, 4), (5, 6), (6, 5)\}$. List the equivalence classes of R .

The equivalence classes are: $[1] = \{1\}$; $[2] = [3] = \{2, 3\}$; $[4] = [5] = [6] = \{4, 5, 6\}$.

3. Let $A = \{a, b, c, d, e\}$. Suppose R is an equivalence relation on A . Suppose R has three equivalence classes. Also aRd and bRc . Write out R as a set.

Answer: $R = \{(a, a), (b, b), (c, c), (d, d), (e, e), (a, d), (d, a), (b, c), (c, b)\}$.

5. There are two equivalence relations on the set $A = \{a, b\}$. Describe them.

Answer: $R = \{(a, a), (b, b)\}$ and $R = \{(a, a), (b, b), (a, b), (b, a)\}$

7. Define a relation R on \mathbb{Z} as xRy if and only if $3x - 5y$ is even. Prove R is an equivalence relation. Describe its equivalence classes.

We must prove that R is reflexive, symmetric and transitive.

The relation R is reflexive for the following reason. If $x \in \mathbb{Z}$, then $3x - 5x = -2x$ is even. But then since $3x - 5x$ is even, we have xRx . Thus R is reflexive.

To see that R is symmetric, suppose xRy . We must show yRx . Since xRy , we know $3x - 5y$ is even, so $3x - 5y = 2a$ for some integer a . Now reason as follows:

$$\begin{aligned} 3x - 5y &= 2a \\ 3x - 5y + 8y - 8x &= 2a + 8y - 8x \\ 3y - 5x &= 2(a + 4y - 4x). \end{aligned}$$

From this it follows that $3y - 5x$ is even, so yRx . We've now shown xRy implies yRx , so R is symmetric.

To prove that R is transitive, assume that xRy and yRz . (We will show that this implies xRz .) Since xRy and yRz , it follows that $3x - 5y$ and $3y - 5z$ are both even, so $3x - 5y = 2a$ and $3y - 5z = 2b$ for some integers a and b . Adding these equations, we get $(3x - 5y) + (3y - 5z) = 2a + 2b$, and this simplifies to $3x - 5z = 2(a + b + y)$. Therefore $3x - 5z$ is even, so xRz . We've now shown that if xRy and yRz , then xRz , so R is transitive.

We've shown R is reflexive, symmetric and transitive, so it's an equivalence relation.

The completes the first part of the problem. Now we move on the second part. To find the equivalence classes, first note that

$$[0] = \{x \in \mathbb{Z} : xR0\} = \{x \in \mathbb{Z} : 3x - 5 \cdot 0 \text{ is even}\} = \{x \in \mathbb{Z} : 3x \text{ is even}\} = \{x \in \mathbb{Z} : x \text{ is even}\}.$$

Thus the equivalence class $[0]$ consists of all even integers. Next, note that

$$[1] = \{x \in \mathbb{Z} : xR1\} = \{x \in \mathbb{Z} : 3x - 5 \cdot 1 \text{ is even}\} = \{x \in \mathbb{Z} : 3x - 5 \text{ is even}\} = \{x \in \mathbb{Z} : x \text{ is odd}\}.$$

Thus the equivalence class $[1]$ consists of all odd integers.

Consequently there are just two equivalence classes $\{\dots, -4, -2, 0, 2, 4, \dots\}$ and $\{\dots, -3, -1, 1, 3, 5, \dots\}$.

9. Define a relation R on \mathbb{Z} as xRy if and only if $4 \mid (x+3y)$. Prove R is an equivalence relation. Describe its equivalence classes.

This is reflexive, because for any $x \in \mathbb{Z}$ we have $4 \mid (x+3x)$, so xRx .

To prove that R is symmetric, suppose xRy . Then $4 \mid (x+3y)$, so $x+3y = 4a$ for some integer a . Multiplying by 3, we get $3x+9y = 12a$, which becomes $y+3x = 12a-8y$. Then $y+3x = 4(3a-2y)$, so $4 \mid (y+3x)$, hence yRx . Thus we've shown xRy implies yRx , so R is symmetric.

To prove transitivity, suppose xRy and yRz . Then $4 \mid (x+3y)$ and $4 \mid (y+3z)$, so $x+3y = 4a$ and $y+3z = 4b$ for some integers a and b . Adding these two equations produces $x+4y+3z = 4a+4b$, or $x+3z = 4a+4b-4y = 4(a+b-y)$. Consequently $4 \mid (x+3z)$, so xRz , and R is transitive.

As R is reflexive, symmetric and transitive, it is an equivalence relation.

Now let's compute its equivalence classes.

$$[0] = \{x \in \mathbb{Z} : xR0\} = \{x \in \mathbb{Z} : 4 \mid (x+3 \cdot 0)\} = \{x \in \mathbb{Z} : 4 \mid x\} = \{\dots -4, 0, 4, 8, 12, 16, \dots\}$$

$$[1] = \{x \in \mathbb{Z} : xR1\} = \{x \in \mathbb{Z} : 4 \mid (x+3 \cdot 1)\} = \{x \in \mathbb{Z} : 4 \mid (x+3)\} = \{\dots -3, 1, 5, 9, 13, 17, \dots\}$$

$$[2] = \{x \in \mathbb{Z} : xR2\} = \{x \in \mathbb{Z} : 4 \mid (x+3 \cdot 2)\} = \{x \in \mathbb{Z} : 4 \mid (x+6)\} = \{\dots -2, 2, 6, 10, 14, 18, \dots\}$$

$$[3] = \{x \in \mathbb{Z} : xR3\} = \{x \in \mathbb{Z} : 4 \mid (x+3 \cdot 3)\} = \{x \in \mathbb{Z} : 4 \mid (x+9)\} = \{\dots -1, 3, 7, 11, 15, 19, \dots\}$$

11. Prove or disprove: If R is an equivalence relation on an infinite set A , then R has infinitely many equivalence classes.

This is **False**. Counterexample: consider the relation of congruence modulo 2. It is a relation on the infinite set \mathbb{Z} , but it has only two equivalence classes.

13. Answer: $m|A|$

15. Answer: 15

Section 11.4

1. List all the partitions of the set $A = \{a, b\}$. Compare your answer to the answer to Exercise 5 of Section 11.3.

There are just two partitions $\{\{a\}, \{b\}\}$ and $\{\{a, b\}\}$. These correspond to the two equivalence relations $R_1 = \{(a, a), (b, b)\}$ and $R_2 = \{(a, a), (a, b), (b, a), (b, b)\}$, respectively, on A .

3. Describe the partition of \mathbb{Z} resulting from the equivalence relation $\equiv \pmod{4}$.

Answer: The partition is $\{[0], [1], [2], [3]\} =$

$$\{\{\dots, -4, 0, 4, 8, 12, \dots\}, \{\dots, -3, 1, 5, 9, 13, \dots\}, \{\dots, -2, 2, 6, 10, 14, \dots\}, \{\dots, -1, 3, 7, 11, 15, \dots\}\}$$

5. Answer: Congruence modulo 2, or "same parity."

Section 11.5

1. Write the addition and multiplication tables for \mathbb{Z}_2 .

+	[0]	[1]
[0]	[0]	[1]
[1]	[1]	[0]

·	[0]	[1]
[0]	[0]	[0]
[1]	[0]	[1]

3. Write the addition and multiplication tables for \mathbb{Z}_4 .

+	[0]	[1]	[2]	[3]
[0]	[0]	[1]	[2]	[3]
[1]	[1]	[2]	[3]	[0]
[2]	[2]	[3]	[0]	[1]
[3]	[3]	[0]	[1]	[2]

·	[0]	[1]	[2]	[3]
[0]	[0]	[0]	[0]	[0]
[1]	[0]	[1]	[2]	[3]
[2]	[0]	[2]	[0]	[2]
[3]	[0]	[3]	[2]	[1]

5. Suppose $[a], [b] \in \mathbb{Z}_5$ and $[a] \cdot [b] = [0]$. Is it necessarily true that either $[a] = [0]$ or $[b] = [0]$?

The multiplication table for \mathbb{Z}_5 is shown in Section 11.5. In the body of that table, the only place that $[0]$ occurs is in the first row or the first column. That row and column are both headed by $[0]$. It follows that if $[a] \cdot [b] = [0]$, then either $[a]$ or $[b]$ must be $[0]$.

7. Do the following calculations in \mathbb{Z}_9 , in each case expressing your answer as $[a]$ with $0 \leq a \leq 8$.

(a) $[8] + [8] = [7]$ (b) $[24] + [11] = [8]$ (c) $[21] \cdot [15] = [0]$ (d) $[8] \cdot [8] = [1]$

Chapter 12

Section 12.1

1. Suppose $A = \{0, 1, 2, 3, 4\}$, $B = \{2, 3, 4, 5\}$ and $f = \{(0, 3), (1, 3), (2, 4), (3, 2), (4, 2)\}$. State the domain and range of f . Find $f(2)$ and $f(1)$.

Domain is A ; Range is $\{2, 3, 4\}$; $f(2) = 4$; $f(1) = 3$.

3. There are four different functions $f : \{a, b\} \rightarrow \{0, 1\}$. List them all.

$$f_1 = \{(a, 0), (b, 0)\} \quad f_2 = \{(a, 1), (b, 0)\}, \quad f_3 = \{(a, 0), (b, 1)\} \quad f_4 = \{(a, 1), (b, 1)\}$$

5. Give an example of a relation from $\{a, b, c, d\}$ to $\{d, e\}$ that is not a function.

One example is $\{(a, d), (a, e), (b, d), (c, d), (d, d)\}$.

7. Consider the set $f = \{(x, y) \in \mathbb{Z} \times \mathbb{Z} : 3x + y = 4\}$. Is this a function from \mathbb{Z} to \mathbb{Z} ? Explain.

Yes, since $3x + y = 4$ if and only if $y = 4 - 3x$, this is the function $f : \mathbb{Z} \rightarrow \mathbb{Z}$ defined as $f(x) = 4 - 3x$.

9. Consider the set $f = \{(x^2, x) : x \in \mathbb{R}\}$. Is this a function from \mathbb{R} to \mathbb{R} ? Explain.

No. This is not a function. Observe that f contains the ordered pairs $(4, 2)$ and $(4, -2)$. Thus the real number 4 occurs as the first coordinate of more than one element of f .

11. Is the set $\theta = \{(X, |X|) : X \subseteq \mathbb{Z}_5\}$ a function? If so, what is its domain and range?

Yes, this is a function. The domain is $\mathcal{P}(\mathbb{Z}_5)$. The range is $\{0, 1, 2, 3, 4, 5\}$.

Section 12.2

1. Let $A = \{1, 2, 3, 4\}$ and $B = \{a, b, c\}$. Give an example of a function $f : A \rightarrow B$ that is neither injective nor surjective.
 Consider $f = \{(1, a), (2, a), (3, a), (4, a)\}$.
 Then f is not injective because $f(1) = f(2)$.
 Also f is not surjective because it sends no element of A to the element $c \in B$.
3. Consider the cosine function $\cos : \mathbb{R} \rightarrow \mathbb{R}$. Decide whether this function is injective and whether it is surjective. What if it had been defined as $\cos : \mathbb{R} \rightarrow [-1, 1]$?
 The function $\cos : \mathbb{R} \rightarrow \mathbb{R}$ is **not injective** because, for example, $\cos(0) = \cos(2\pi)$. It is **not surjective** because if $b = 5 \in \mathbb{R}$ (for example), there is no real number for which $\cos(x) = b$. The function $\cos : \mathbb{R} \rightarrow [-1, 1]$ is **surjective but not injective**.
5. A function $f : \mathbb{Z} \rightarrow \mathbb{Z}$ is defined as $f(n) = 2n + 1$. Verify whether this function is injective and whether it is surjective.
This function is injective. To see this, suppose $m, n \in \mathbb{Z}$ and $f(m) = f(n)$. This means $2m + 1 = 2n + 1$, from which we get $2m = 2n$, and then $m = n$. Thus f is injective.
This function is not surjective. To see this notice that $f(n)$ is odd for all $n \in \mathbb{Z}$. So given the (even) number 2 in the codomain \mathbb{Z} , there is no n with $f(n) = 2$.
7. A function $f : \mathbb{Z} \times \mathbb{Z} \rightarrow \mathbb{Z}$ is defined as $f((m, n)) = 2n - 4m$. Verify whether this function is injective and whether it is surjective.
 This is **not injective** because $(0, 2) \neq (-1, 0)$, yet $f((0, 2)) = f((-1, 0)) = 4$. This is **not surjective** because $f((m, n)) = 2n - 4m = 2(n - 2m)$ is always even. If $b \in \mathbb{Z}$ is odd, then $f((m, n)) \neq b$, for all $(m, n) \in \mathbb{Z} \times \mathbb{Z}$.
9. Prove that the function $f : \mathbb{R} - \{2\} \rightarrow \mathbb{R} - \{5\}$ defined by $f(x) = \frac{5x+1}{x-2}$ is bijective.

Proof. First, let's check that f is injective. Suppose $f(x) = f(y)$. Then

$$\begin{aligned} \frac{5x+1}{x-2} &= \frac{5y+1}{y-2} \\ (5x+1)(y-2) &= (5y+1)(x-2) \\ 5xy - 10x + y - 2 &= 5yx - 10y + x - 2 \\ -10x + y &= -10y + x \\ 11y &= 11x \\ y &= x. \end{aligned}$$

Since $f(x) = f(y)$ implies $x = y$, it follows that f is injective.

Next we check that f is surjective. Take an arbitrary element $b \in \mathbb{R} - \{5\}$. We seek an $x \in \mathbb{R} - \{2\}$ for which $f(x) = b$, or $\frac{5x+1}{x-2} = b$. Solving this for x , we get:

$$\begin{aligned} 5x+1 &= b(x-2) \\ 5x+1 &= bx-2b \\ 5x-xb &= -2b-1 \\ x(5-b) &= -2b-1. \end{aligned}$$

Since we have assumed $b \in \mathbb{R} - \{5\}$, the term $(5 - b)$ is not zero, and we can divide with impunity to get $x = \frac{-2b - 1}{5 - b}$. This is an x for which $f(x) = b$, so f is surjective. Since f is both injective and surjective, it is bijective. ■

11. Consider the function $\theta : \{0, 1\} \times \mathbb{N} \rightarrow \mathbb{Z}$ defined as $\theta(a, b) = (-1)^a b$. Is θ injective? Is it surjective? Explain.

First we show that θ is injective. Suppose $\theta(a, b) = \theta(c, d)$. Then $(-1)^a b = (-1)^c d$. As b and d are both in \mathbb{N} , they are both positive. Then because $(-1)^a b = (-1)^c d$, it follows that $(-1)^a$ and $(-1)^c$ have the same sign. Since each of $(-1)^a$ and $(-1)^c$ equals ± 1 , we have $(-1)^a = (-1)^c$, so then $(-1)^a b = (-1)^c d$ implies $b = d$. But also $(-1)^a = (-1)^c$ means a and c have the same parity, and because $a, c \in \{0, 1\}$, it follows $a = c$. Thus $(a, b) = (c, d)$, so θ is injective.

Next note that θ is **not surjective** because $\theta(a, b) = (-1)^a b$ is either positive or negative, but never zero. Therefore there exist no element $(a, b) \in \{0, 1\} \times \mathbb{N}$ for which $\theta(a, b) = 0 \in \mathbb{Z}$.

13. Consider the function $f : \mathbb{R}^2 \rightarrow \mathbb{R}^2$ defined by the formula $f(x, y) = (xy, x^3)$. Is f injective? Is it surjective?

Notice that $f(0, 1) = (0, 0)$ and $f(0, 0) = (0, 0)$, so f is **not injective**. To show that f is also **not surjective**, we will show that it's impossible to find an ordered pair (x, y) with $f(x, y) = (1, 0)$. If there were such a pair, then $f(x, y) = (xy, x^3) = (1, 0)$, which yields $xy = 1$ and $x^3 = 0$. From $x^3 = 0$ we get $x = 0$, so $xy = 0$, a contradiction.

15. This question concerns functions $f : \{A, B, C, D, E, F, G\} \rightarrow \{1, 2, 3, 4, 5, 6, 7\}$. How many such functions are there? How many of these functions are injective? How many are surjective? How many are bijective?

Function f can be described as a list $(f(A), f(B), f(C), f(D), f(E), f(F), f(G))$, where there are seven choices for each entry. By the multiplication principle, the total number of functions f is $7^7 = 823543$.

If f is injective, then this list can't have any repetition, so there are $7! = 5040$ injective functions. Since any injective function sends the seven elements of the domain to seven distinct elements of the codomain, all of the injective functions are surjective, and vice versa. Thus there are 5040 surjective functions and 5040 bijective functions.

17. This question concerns functions $f : \{A, B, C, D, E, F, G\} \rightarrow \{1, 2\}$. How many such functions are there? How many of these functions are injective? How many are surjective? How many are bijective?

Function f can be described as a list $(f(A), f(B), f(C), f(D), f(E), f(F), f(G))$, where there are two choices for each entry. Therefore the total number of functions is $2^7 = 128$. It is impossible for any function to send all seven elements of $\{A, B, C, D, E, F, G\}$ to seven distinct elements of $\{1, 2\}$, so none of these 128 functions is injective, hence none are bijective.

How many are surjective? Only two of the 128 functions are not surjective, and they are the "constant" functions $\{(A, 1), (B, 1), (C, 1), (D, 1), (E, 1), (F, 1), (G, 1)\}$ and $\{(A, 2), (B, 2), (C, 2), (D, 2), (E, 2), (F, 2), (G, 2)\}$. So there are 126 surjective functions.

Section 12.3

1. If 6 integers are chosen at random, at least two will have the same remainder when divided by 5.

Proof. Write \mathbb{Z} as follows: $\mathbb{Z} = \bigcup_{j=0}^4 \{5k + j : k \in \mathbb{Z}\}$. This is a partition of \mathbb{Z} into 5 sets. If six integers are picked at random, by the pigeonhole principle, at least two will be in the same set. However, each set corresponds to the remainder of a number after being divided by 5 (for example, $\{5k + 1 : k \in \mathbb{Z}\}$ are all those integers that leave a remainder of 1 after being divided by 5). ■

3. Given any six positive integers, there are two for which their sum or difference is divisible by 9.

Proof. Let A be a set of six positive integers. Let $B = \{\{0\}, \{1, 8\}, \{2, 7\}, \{3, 6\}, \{4, 5\}\}$. Notice that every element of B is a set that either has one element or has two elements whose sum is 9. Define $f : A \rightarrow B$ so that $f(x)$ is the set that contains the remainder when x is divided by 9. For example, $f(12) = \{3, 6\}$ and $f(18) = \{0\}$. Since $6 = |A| > |B| = 5$, the pigeonhole principle implies that f is not injective. Thus there exist $x, y \in A$ for which $f(x) = f(y)$. Then either x and y have the same remainder r when divided by 9, or the remainders r and s add to 9. In the first case $x = 9m + r$ and $y = 9n + r$ (for $m, n \in \mathbb{Z}$), so $x - y = 9(m - n)$ is divisible by 9. In the second case $x = 9m + r$ and $y = 9n + s$, so $x + y = 9m + 9n + r + s = 9(m + n + 1)$ is divisible by 9. ■

5. Prove that any set of 7 distinct natural numbers contains a pair of numbers whose sum or difference is divisible by 10.

Proof. Let $S = \{a_1, a_2, a_3, a_4, a_5, a_6, a_7\}$ be any set of 7 natural numbers. Let's say that $a_1 < a_2 < a_3 < \dots < a_7$. Consider the set

$$A = \{a_1 - a_2, a_1 - a_3, a_1 - a_4, a_1 - a_5, a_1 - a_6, a_1 - a_7, \\ a_1 + a_2, a_1 + a_3, a_1 + a_4, a_1 + a_5, a_1 + a_6, a_1 + a_7\}$$

Thus $|A| = 12$. Now let $B = \{0, 1, 2, 3, 4, 5, 6, 7, 8, 9\}$, so $|B| = 10$. Let $f : A \rightarrow B$ be the function for which $f(n)$ equals the last digit of n . (That is $f(97) = 7$, $f(12) = 2$, $f(230) = 0$, etc.) Then, since $|A| > |B|$, the pigeonhole principle guarantees that f is not injective. Thus A contains elements $a_1 \pm a_i$ and $a_1 \pm a_j$ for which $f(a_1 \pm a_i) = f(a_1 \pm a_j)$. This means the last digit of $a_1 \pm a_i$ is the same as the last digit of $a_1 \pm a_j$. Thus the last digit of the difference $(a_1 \pm a_i) - (a_1 \pm a_j) = \pm a_i \pm a_j$ is 0. Hence $\pm a_i \pm a_j$ is a sum or difference of elements of S that is divisible by 10. ■

Section 12.4

1. Suppose $A = \{5, 6, 8\}$, $B = \{0, 1\}$, $C = \{1, 2, 3\}$. Let $f : A \rightarrow B$ be the function $f = \{(5, 1), (6, 0), (8, 1)\}$, and $g : B \rightarrow C$ be $g = \{(0, 1), (1, 1)\}$. Find $g \circ f$.
 $g \circ f = \{(5, 1), (6, 1), (8, 1)\}$

3. Suppose $A = \{1, 2, 3\}$. Let $f : A \rightarrow A$ be the function $f = \{(1, 2), (2, 2), (3, 1)\}$, and let $g : A \rightarrow A$ be the function $g = \{(1, 3), (2, 1), (3, 2)\}$. Find $g \circ f$ and $f \circ g$.
 $g \circ f = \{(1, 1), (2, 1), (3, 3)\}$; $f \circ g = \{(1, 1), (2, 2), (3, 2)\}$.
5. Consider the functions $f, g : \mathbb{R} \rightarrow \mathbb{R}$ defined as $f(x) = \sqrt[3]{x+1}$ and $g(x) = x^3$. Find the formulas for $g \circ f$ and $f \circ g$.
 $g \circ f(x) = x + 1$; $f \circ g(x) = \sqrt[3]{x^3 + 1}$
7. Consider the functions $f, g : \mathbb{Z} \times \mathbb{Z} \rightarrow \mathbb{Z} \times \mathbb{Z}$ defined as $f(m, n) = (mn, m^2)$ and $g(m, n) = (m + 1, m + n)$. Find the formulas for $g \circ f$ and $f \circ g$.
 Note $g \circ f(m, n) = g(f(m, n)) = g(mn, m^2) = (mn + 1, mn + m^2)$.
 Thus $\boxed{g \circ f(m, n) = (mn + 1, mn + m^2)}$.
 Note $f \circ g(m, n) = f(g(m, n)) = f(m + 1, m + n) = ((m + 1)(m + n), (m + 1)^2)$.
 Thus $\boxed{f \circ g(m, n) = (m^2 + mn + m + n, m^2 + 2m + 1)}$.
9. Consider the functions $f : \mathbb{Z} \times \mathbb{Z} \rightarrow \mathbb{Z}$ defined as $f(m, n) = m + n$ and $g : \mathbb{Z} \rightarrow \mathbb{Z} \times \mathbb{Z}$ defined as $g(m) = (m, m)$. Find the formulas for $g \circ f$ and $f \circ g$.
 $g \circ f(m, n) = (m + n, m + n)$
 $f \circ g(m) = 2m$

Section 12.5

1. Check that $f : \mathbb{Z} \rightarrow \mathbb{Z}$ defined by $f(n) = 6 - n$ is bijective. Then compute f^{-1} .
 It is injective as follows. Suppose $f(m) = f(n)$. Then $6 - m = 6 - n$, which reduces to $m = n$.
 It is surjective as follows. If $b \in \mathbb{Z}$, then $f(6 - b) = 6 - (6 - b) = b$.
 Inverse: $f^{-1}(n) = 6 - n$.
3. Let $B = \{2^n : n \in \mathbb{Z}\} = \{\dots, \frac{1}{4}, \frac{1}{2}, 1, 2, 4, 8, \dots\}$. Show that the function $f : \mathbb{Z} \rightarrow B$ defined as $f(n) = 2^n$ is bijective. Then find f^{-1} .
 It is injective as follows. Suppose $f(m) = f(n)$, which means $2^m = 2^n$. Taking \log_2 of both sides gives $\log_2(2^m) = \log_2(2^n)$, which simplifies to $m = n$.
 The function f is surjective as follows. Suppose $b \in B$. By definition of B this means $b = 2^n$ for some $n \in \mathbb{Z}$. Then $f(n) = 2^n = b$.
 Inverse: $f^{-1}(n) = \log_2(n)$.
5. The function $f : \mathbb{R} \rightarrow \mathbb{R}$ defined as $f(x) = \pi x - e$ is bijective. Find its inverse.
 Inverse: $f^{-1}(x) = \frac{x + e}{\pi}$.
7. Show that the function $f : \mathbb{R}^2 \rightarrow \mathbb{R}^2$ defined by the formula $f((x, y)) = ((x^2 + 1)y, x^3)$ is bijective. Then find its inverse.
 First we prove the function is injective. Assume $f(x_1, y_1) = f(x_2, y_2)$. Then $(x_1^2 + 1)y_1 = (x_2^2 + 1)y_2$ and $x_1^3 = x_2^3$. Since the real-valued function $f(x) = x^3$ is one-to-one, it follows that $x_1 = x_2$. Since $x_1 = x_2$, and $x_1^2 + 1 > 0$ we may divide both sides of $(x_1^2 + 1)y_1 = (x_2^2 + 1)y_2$ by $(x_1^2 + 1)$ to get $y_1 = y_2$. Hence $(x_1, y_1) = (x_2, y_2)$.
 Now we prove the function is surjective. Let $(a, b) \in \mathbb{R}^2$. Set $x = b^{1/3}$ and $y = a/(b^{2/3} + 1)$. Then $f(x, y) = ((b^{2/3} + 1)\frac{a}{b^{2/3} + 1}, (b^{1/3})^3) = (a, b)$. It now follows that f is bijective.

Finally, we compute the inverse. Write $f(x, y) = (u, v)$. Interchange variables to get $(x, y) = f(u, v) = ((u^2 + 1)v, u^3)$. Thus $x = (u^2 + 1)v$ and $y = u^3$. Hence $u = y^{1/3}$ and $v = \frac{x}{y^{2/3} + 1}$. Therefore $f^{-1}(x, y) = (u, v) = \left(y^{1/3}, \frac{x}{y^{2/3} + 1}\right)$.

9. Consider the function $f : \mathbb{R} \times \mathbb{N} \rightarrow \mathbb{N} \times \mathbb{R}$ defined as $f(x, y) = (y, 3xy)$. Check that this is bijective; find its inverse.

To see that this is injective, suppose $f(a, b) = f(c, d)$. This means $(b, 3ab) = (d, 3cd)$. Since the first coordinates must be equal, we get $b = d$. As the second coordinates are equal, we get $3ab = 3dc$, which becomes $3ab = 3bc$. Note that, from the definition of f , $b \in \mathbb{N}$, so $b \neq 0$. Thus we can divide both sides of $3ab = 3bc$ by the non-zero quantity $3b$ to get $a = c$. Now we have $a = c$ and $b = d$, so $(a, b) = (c, d)$. It follows that f is injective.

Next we check that f is surjective. Given any (b, c) in the codomain $\mathbb{N} \times \mathbb{R}$, notice that $(\frac{c}{3b}, b)$ belongs to the domain $\mathbb{R} \times \mathbb{N}$, and $f(\frac{c}{3b}, b) = (b, c)$. Thus f is surjective. As it is both injective and surjective, it is bijective; thus the inverse exists.

To find the inverse, recall that we obtained $f(\frac{c}{3b}, b) = (b, c)$. Then $f^{-1}f(\frac{c}{3b}, b) = f^{-1}(b, c)$, which reduces to $(\frac{c}{3b}, b) = f^{-1}(b, c)$. Replacing b and c with x and y , respectively, we get $f^{-1}(x, y) = (\frac{y}{3x}, x)$.

Section 12.6

1. Consider the function $f : \mathbb{R} \rightarrow \mathbb{R}$ defined as $f(x) = x^2 + 3$. Find $f([-3, 5])$ and $f^{-1}([12, 19])$. Answers: $f([-3, 5]) = [3, 28]$; $f^{-1}([12, 19]) = [-4, -3] \cup [3, 4]$.
3. This problem concerns functions $f : \{1, 2, 3, 4, 5, 6, 7\} \rightarrow \{0, 1, 2, 3, 4\}$. How many such functions have the property that $|f^{-1}(\{3\})| = 3$? Answer: $4^4 \binom{7}{3}$.
5. Consider a function $f : A \rightarrow B$ and a subset $X \subseteq A$. We observed in Section 12.6 that $f^{-1}(f(X)) \neq X$ in general. However $X \subseteq f^{-1}(f(X))$ is always true. Prove this.

Proof. Suppose $a \in X$. Thus $f(a) \in \{f(x) : x \in X\} = f(X)$, that is $f(a) \in f(X)$. Now, by definition of preimage, we have $f^{-1}(f(X)) = \{x \in A : f(x) \in f(X)\}$. Since $a \in A$ and $f(a) \in f(X)$, it follows that $a \in f^{-1}(f(X))$. This proves $X \subseteq f^{-1}(f(X))$. ■

7. Given a function $f : A \rightarrow B$ and subsets $W, X \subseteq A$, prove $f(W \cap X) \subseteq f(W) \cap f(X)$.

Proof. Suppose $b \in f(W \cap X)$. This means $b \in \{f(x) : x \in W \cap X\}$, that is $b = f(a)$ for some $a \in W \cap X$. Since $a \in W$ we have $b = f(a) \in \{f(x) : x \in W\} = f(W)$. Since $a \in X$ we have $b = f(a) \in \{f(x) : x \in X\} = f(X)$. Thus b is in both $f(W)$ and $f(X)$, so $b \in f(W) \cap f(X)$. This completes the proof that $f(W \cap X) \subseteq f(W) \cap f(X)$. ■

9. Given a function $f : A \rightarrow B$ and subsets $W, X \subseteq A$, prove $f(W \cup X) = f(W) \cup f(X)$.

Proof. First we will show $f(W \cup X) \subseteq f(W) \cup f(X)$. Suppose $b \in f(W \cup X)$. This means $b \in \{f(x) : x \in W \cup X\}$, that is, $b = f(a)$ for some $a \in W \cup X$. Thus $a \in W$ or $a \in X$. If $a \in W$, then $b = f(a) \in \{f(x) : x \in W\} = f(W)$. If $a \in X$, then $b = f(a) \in \{f(x) : x \in X\} = f(X)$. Thus b is in $f(W)$ or $f(X)$, so $b \in f(W) \cup f(X)$. This completes the proof that $f(W \cup X) \subseteq f(W) \cup f(X)$.

Next we will show $f(W) \cup f(X) \subseteq f(W \cup X)$. Suppose $b \in f(W) \cup f(X)$. This means $b \in f(W)$ or $b \in f(X)$. If $b \in f(W)$, then $b = f(a)$ for some $a \in W$. If $b \in f(X)$, then $b = f(a)$ for some $a \in X$. Either way, $b = f(a)$ for some a that is in W or X . That is, $b = f(a)$ for some $a \in W \cup X$. But this means $b \in f(W \cup X)$. This completes the proof that $f(W) \cup f(X) \subseteq f(W \cup X)$.

The previous two paragraphs show $f(W \cup X) = f(W) \cup f(X)$. ■

11. Given $f : A \rightarrow B$ and subsets $Y, Z \subseteq B$, prove $f^{-1}(Y \cup Z) = f^{-1}(Y) \cup f^{-1}(Z)$.

Proof. First we will show $f^{-1}(Y \cup Z) \subseteq f^{-1}(Y) \cup f^{-1}(Z)$. Suppose $a \in f^{-1}(Y \cup Z)$. By Definition 12.9, this means $f(a) \in Y \cup Z$. Thus, $f(a) \in Y$ or $f(a) \in Z$. If $f(a) \in Y$, then $a \in f^{-1}(Y)$, by Definition 12.9. Similarly, if $f(a) \in Z$, then $a \in f^{-1}(Z)$. Hence $a \in f^{-1}(Y)$ or $a \in f^{-1}(Z)$, so $a \in f^{-1}(Y) \cup f^{-1}(Z)$. Consequently $f^{-1}(Y \cup Z) \subseteq f^{-1}(Y) \cup f^{-1}(Z)$.

Next we show $f^{-1}(Y) \cup f^{-1}(Z) \subseteq f^{-1}(Y \cup Z)$. Suppose $a \in f^{-1}(Y) \cup f^{-1}(Z)$. This means $a \in f^{-1}(Y)$ or $a \in f^{-1}(Z)$. Hence, by Definition 12.9, $f(a) \in Y$ or $f(a) \in Z$, which means $f(a) \in Y \cup Z$. But by Definition 12.9, $f(a) \in Y \cup Z$ means $a \in f^{-1}(Y \cup Z)$. Consequently $f^{-1}(Y) \cup f^{-1}(Z) \subseteq f^{-1}(Y \cup Z)$.

The previous two paragraphs show $f^{-1}(Y \cup Z) = f^{-1}(Y) \cup f^{-1}(Z)$. ■

13. Let $f : A \rightarrow B$ be a function, and $X \subseteq A$. Prove or disprove: $f(f^{-1}(f(X))) = f(X)$.

Proof. First we will show $f(f^{-1}(f(X))) \subseteq f(X)$. Suppose $y \in f(f^{-1}(f(X)))$. By definition of image, this means $y = f(x)$ for some $x \in f^{-1}(f(X))$. But by definition of preimage, $x \in f^{-1}(f(X))$ means $f(x) \in f(X)$. Thus we have $y = f(x) \in f(X)$, as desired.

Next we show $f(X) \subseteq f(f^{-1}(f(X)))$. Suppose $y \in f(X)$. This means $y = f(x)$ for some $x \in X$. Then $f(x) = y \in f(X)$, which means $x \in f^{-1}(f(X))$. Then by definition of image, $f(x) \in f(f^{-1}(f(X)))$. Now we have $y = f(x) \in f(f^{-1}(f(X)))$, as desired.

The previous two paragraphs show $f(f^{-1}(f(X))) = f(X)$. ■

Chapter 13 Exercises

Section 13.2

1. Prove that $\lim_{x \rightarrow 5} (8x - 3) = 37$.

Proof. Take $\varepsilon > 0$. Note that $|(8x - 3) - 37| = |8x - 40| = |8(x - 5)| = 8|x - 5|$. So if $\delta = \frac{\varepsilon}{8}$, then $0 < |x - 5| < \delta$ implies $|(8x - 3) - 37| = 8|x - 5| < 8\delta = 8 \cdot \frac{\varepsilon}{8} = \varepsilon$. By Definition 13.2, $\lim_{x \rightarrow 5} (8x - 3) = 37$. ■

3. Prove that $\lim_{x \rightarrow 0} (x + 2) = 2$.

Proof. Given $\varepsilon > 0$, let $\delta = \varepsilon$. Then $0 < |x - 0| < \delta$ implies $|(x + 2) - 2| = |x - 0| < \delta = \varepsilon$. By Definition 13.2, $\lim_{x \rightarrow 0} (x + 2) = 2$. ■

5. Prove that $\lim_{x \rightarrow 3} (x^2 - 2) = 7$.

Proof. Suppose $\varepsilon > 0$. In what follows we will produce a corresponding δ for which $0 < |x - 3| < \delta$ implies $|(x^2 - 2) - 7| < \varepsilon$. Notice that

$$|(x^2 - 2) - 7| = |x^2 - 9| = |(x - 3)(x + 3)| = |x - 3| \cdot |x + 3|.$$

If $|x - 3| \leq 1$, then $|x + 3| = |(x - 3) + 6| \leq |x - 3| + |6| \leq 1 + 6 = 7$ (using the inequality (13.2) from page 245). So if $|x - 3| \leq 1$, then $|x + 3| \leq 7$ and the above equation yields

$$|(x^2 - 2) - 7| = |x - 3| \cdot |x + 3| < |x - 3| \cdot 7 = 7|x - 3|.$$

Take δ to be smaller than both 1 and $\frac{\varepsilon}{7}$. Then $0 < |x - 3| < \delta$ implies $|(x^2 - 2) - 7| < 7 \cdot |x - 3| < 7\delta < 7 \cdot \frac{\varepsilon}{7} = \varepsilon$. By Definition 13.2, we have $\lim_{x \rightarrow 3} (x^2 - 2) = 7$. ■

Section 13.3

1. Prove that $\lim_{x \rightarrow 0} \log_{10} |x|$ does not exist.

Proof. Suppose for the sake of contradiction that $\lim_{x \rightarrow 0} \log_{10} |x| = L$, for some $L \in \mathbb{R}$. Let $\varepsilon = 1$, so there is a $\delta > 0$ for which $0 < |x - 0| < \delta$ implies $|\log_{10}(|x|) - L| < 1$. Choose an $x \neq 0$ for which $|x|$ is smaller than both δ and 10^{L-1} . Then $0 < |x - 0| < \delta$, so $|\log_{10} |x| - L| < 1$. But also $|x| < 10^{L-1}$, so $\log_{10} |x| < L - 1$. Consequently $\log_{10} |x| - L < -1$, and thus $|\log_{10} |x| - L| > 1$. This is a contradiction. ■

3. Prove that $\lim_{x \rightarrow 0} \frac{1}{x^2}$ does not exist.

Proof. Suppose for the sake of contradiction that $\lim_{x \rightarrow 0} \frac{1}{x^2} = L$, for some $L \in \mathbb{R}$. Fix an $\varepsilon > 0$ for which $L + \varepsilon > 0$. Choose a real number $\delta > 0$ for which $0 < |x - 0| < \delta$ implies $|\frac{1}{x^2} - L| < \varepsilon$. Choose an $x > 0$ that is smaller than both δ and $\sqrt{\frac{1}{L + \varepsilon}}$. Then $0 < |x - 0| < \delta$, so $|\frac{1}{x^2} - L| < \varepsilon$. But also, $x < \sqrt{\frac{1}{L + \varepsilon}}$, so $x^2 < \frac{1}{L + \varepsilon}$ and hence $\frac{1}{x^2} > L + \varepsilon$. Consequently $\frac{1}{x^2} - L > \varepsilon$, and thus $|\frac{1}{x^2} - L| > \varepsilon$. This is a contradiction. ■

5. Prove that $\lim_{x \rightarrow 0} x \cot\left(\frac{1}{x}\right)$ does not exist.

Proof. Note that $\cot(x) = \frac{1}{\sin(x)}$. Because $\sin(k\pi) = 0$ for any $k \in \mathbb{Z}$, it follows that $\cot(x)$ is undefined for any $x = k\pi$. Hence $x \cot\left(\frac{1}{x}\right)$ is undefined for any $x = \frac{1}{k\pi}$. Given any $\delta > 0$, there exist values of $x = \frac{1}{k\pi}$ that satisfy $0 < |x - 0| < \delta$. The statement $(0 < |x - 0| < \delta) \Rightarrow |x \cot\left(\frac{1}{x}\right) - L| < \varepsilon$ is meaningless for such x , so the limit cannot exist. (See the remark following Example 13.5 on page 250.) ■

Section 13.4

1. Given two or more functions f_1, f_2, \dots, f_n , suppose that $\lim_{x \rightarrow c} f_i(x)$ exists for each $1 \leq i \leq n$. Prove that $\lim_{x \rightarrow c} (f_1(x) + f_2(x) + \dots + f_n(x)) = \lim_{x \rightarrow c} f_1(x) + \lim_{x \rightarrow c} f_2(x) + \dots + \lim_{x \rightarrow c} f_n(x)$.

Proof. The proof is by induction. For the basis case $n = 2$, and the result follows from the sum rule (Theorem 13.5).

Now let $k > 2$ assume that the theorem holds for k functions f_1, f_2, \dots, f_k . That is, $\lim_{x \rightarrow c} (f_1(x) + f_2(x) + \dots + f_k(x)) = \lim_{x \rightarrow c} f_1(x) + \lim_{x \rightarrow c} f_2(x) + \dots + \lim_{x \rightarrow c} f_k(x)$. We must show $\lim_{x \rightarrow c} (f_1(x) + f_2(x) + \dots + f_k(x) + f_{k+1}(x)) = \lim_{x \rightarrow c} f_1(x) + \lim_{x \rightarrow c} f_2(x) + \dots + \lim_{x \rightarrow c} f_k(x) + \lim_{x \rightarrow c} f_{k+1}(x)$. Just note that

$$\begin{aligned} & \lim_{x \rightarrow c} (f_1(x) + f_2(x) + \dots + f_k(x) + f_{k+1}(x)) \\ &= \lim_{x \rightarrow c} ((f_1(x) + f_2(x) + \dots + f_k(x)) + f_{k+1}(x)) && \text{(group)} \\ &= \lim_{x \rightarrow c} (f_1(x) + f_2(x) + \dots + f_k(x)) + \lim_{x \rightarrow c} f_{k+1}(x) && \text{(Theorem 13.7)} \\ &= \lim_{x \rightarrow c} f_1(x) + \lim_{x \rightarrow c} f_2(x) + \dots + \lim_{x \rightarrow c} f_k(x) + \lim_{x \rightarrow c} f_{k+1}(x) && \text{(inductive hypothesis).} \end{aligned}$$

This completes the proof by induction. ■

3. Use the previous two exercises and the constant multiple rule (Theorem 13.4) to prove that if $f(x)$ is a polynomial, then $\lim_{x \rightarrow c} f(x) = f(c)$ for any $c \in \mathbb{R}$.

Proof. First note that by Exercise 2 and the identity function rule, we have $\lim_{x \rightarrow c} x^n = \lim_{x \rightarrow c} (x \cdot x \cdots x) = \left(\lim_{x \rightarrow c} x\right) \cdot \left(\lim_{x \rightarrow c} x\right) \cdots \left(\lim_{x \rightarrow c} x\right) = c \cdot c \cdots c = c^n$. Thus $\lim_{x \rightarrow c} x^n = c^n$.

Now consider an arbitrary polynomial $f(x) = a_0 + a_1x + a_2x^2 + \dots + a_nx^n$, where each a_i is a constant real number. Then

$$\begin{aligned} \lim_{x \rightarrow c} f(x) &= \lim_{x \rightarrow c} (a_0 + a_1x + a_2x^2 + \dots + a_nx^n) \\ &= \lim_{x \rightarrow c} a_0 + \lim_{x \rightarrow c} a_1x + \lim_{x \rightarrow c} a_2x^2 + \dots + \lim_{x \rightarrow c} a_nx^n && \text{(Exercise 1)} \\ &= \lim_{x \rightarrow c} a_0 + a_1 \lim_{x \rightarrow c} x + a_2 \lim_{x \rightarrow c} x^2 + \dots + a_n \lim_{x \rightarrow c} x^n && \text{(constant multiple rule)} \\ &= a_0 + a_1c + a_2c^2 + \dots + a_nc^n = f(c). && \blacksquare \end{aligned}$$

5. Prove that if $\lim_{x \rightarrow c} f(x) = L$ and $\lim_{x \rightarrow c} f(x) = M$, then $L = M$.

Proof. Suppose $\lim_{x \rightarrow c} f(x) = L$ and $\lim_{x \rightarrow c} f(x) = M$. Then by limit laws, $L - M = \lim_{x \rightarrow c} f(x) - \lim_{x \rightarrow c} f(x) = \lim_{x \rightarrow c} (f(x) - f(x)) = \lim_{x \rightarrow c} 0 = 0$. This shows $L - M = 0$, so $L = M$. ■

Section 13.5

1. Prove that the function $f(x) = \sqrt{x}$ is continuous at any number $c > 0$. Deduce that $\lim_{x \rightarrow c} \sqrt{g(x)} = \sqrt{\lim_{x \rightarrow c} g(x)}$, provided $\lim_{x \rightarrow c} g(x)$ exists and is greater than zero.

Proof. Suppose $c > 0$. Proving \sqrt{x} is continuous at c amounts to proving that $\lim_{x \rightarrow c} \sqrt{x} = \sqrt{c}$. Here is a proof of this limit: For any $\varepsilon > 0$ let δ be smaller than both c and $\varepsilon\sqrt{c}$. Now suppose $0 < |x - c| < \delta$. Because $\delta < c$ it follows that $|x - c| < c$, and

hence $-c < x - c < c$. From this, $0 < x$, so \sqrt{x} exists. Also, because $\delta < \epsilon\sqrt{c}$, we have

$$\begin{aligned} |\sqrt{x} - \sqrt{c}| &= \left| (\sqrt{x} - \sqrt{c}) \frac{\sqrt{x} + \sqrt{c}}{\sqrt{x} + \sqrt{c}} \right| = \left| (x - c) \frac{1}{\sqrt{x} + \sqrt{c}} \right| = |x - c| \frac{1}{\sqrt{x} + \sqrt{c}} \\ &< |x - c| \cdot \frac{1}{\sqrt{c}} < \delta \frac{1}{\sqrt{c}} = \epsilon\sqrt{c} \frac{1}{\sqrt{c}} = \epsilon. \end{aligned}$$

(Note: above we used the fact $\sqrt{x} + \sqrt{c} > \sqrt{c}$ to get $\frac{1}{\sqrt{x} + \sqrt{c}} < \frac{1}{\sqrt{c}}$.) We have now shown that $0 < |x - c| < \delta$ implies $|\sqrt{x} - \sqrt{c}| < \epsilon$, so $\lim_{x \rightarrow c} \sqrt{x} = \sqrt{c}$. This means \sqrt{x} is continuous at any number $x = c$, by Definition 13.3.

Applying Theorem 13.9, we get $\lim_{x \rightarrow c} \sqrt{g(x)} = \sqrt{\lim_{x \rightarrow c} g(x)}$. ■

Section 13.6

1. If $n \in \mathbb{N}$, then $\lim_{x \rightarrow \infty} \frac{1}{x^n} = 0$.

Proof. Suppose $\epsilon > 0$. Let $N = \frac{1}{\sqrt[n]{\epsilon}}$. If $x > N$, then $x^n > N^n = \frac{1}{\epsilon}$, so $0 < \frac{1}{x^n} < \epsilon$. Thus $|\frac{1}{x^n} - 0| = |\frac{1}{x^n}| < \epsilon$. In summary, $x > N$ implies $|\frac{1}{x^n} - 0| < \epsilon$, so $\lim_{x \rightarrow \infty} \frac{1}{x^n} = 0$ by Definition 13.4. ■

3. If $a \in \mathbb{R}$, then $\lim_{x \rightarrow \infty} a = a$.

Proof. Suppose $\epsilon > 0$. Let $N = 1$. Then $x > N$ implies $|a - a| < \epsilon$, which means $\lim_{x \rightarrow \infty} a = a$. (Note: The implication $x > N \Rightarrow |a - a| < \epsilon$ is actually true no matter what value x has, because $|a - a| < \epsilon$ is automatically true.) ■

5. If both $\lim_{x \rightarrow \infty} f(x)$ and $\lim_{x \rightarrow \infty} g(x)$ exist, then $\lim_{x \rightarrow \infty} (f(x) + g(x)) = \lim_{x \rightarrow \infty} f(x) + \lim_{x \rightarrow \infty} g(x)$.

Proof. Say $\lim_{x \rightarrow \infty} f(x) = L$ and $\lim_{x \rightarrow \infty} g(x) = M$. We must prove $\lim_{x \rightarrow \infty} (f(x) + g(x)) = L + M$. Take $\epsilon > 0$. We need to find an N for which $x > N$ implies $|(f(x) + g(x)) - (L + M)| < \epsilon$. Because $\lim_{x \rightarrow \infty} f(x) = L$, there is a $N' > 0$ such that $x > N'$ implies $|f(x) - L| < \frac{\epsilon}{2}$. Because $\lim_{x \rightarrow \infty} g(x) = M$, there is a $N'' > 0$ such that $x > N''$ implies $|g(x) - M| < \frac{\epsilon}{2}$. Put $N = \max\{N', N''\}$. If $x > N$, then

$$|(f(x) + g(x)) - (L + M)| = |(f(x) - L) + (g(x) - M)| \leq |f(x) - L| + |g(x) - M| < \frac{\epsilon}{2} + \frac{\epsilon}{2} = \epsilon.$$

We've now shown that for any $\epsilon > 0$, there is a $N > 0$ for which $x > N$ implies $|(f(x) + g(x)) - (L + M)| < \epsilon$. Thus $\lim_{x \rightarrow \infty} (f(x) + g(x)) = L + M$. ■

7. If both $\lim_{x \rightarrow \infty} f(x)$ and $\lim_{x \rightarrow \infty} g(x)$ exist, then $\lim_{x \rightarrow \infty} (f(x) - g(x)) = \lim_{x \rightarrow \infty} f(x) - \lim_{x \rightarrow \infty} g(x)$.

Proof. Suppose both $\lim_{x \rightarrow \infty} f(x)$ and $\lim_{x \rightarrow \infty} g(x)$ exist. Using exercises 4 and 5 above,

$$\begin{aligned} \lim_{x \rightarrow \infty} (f(x) - g(x)) &= \lim_{x \rightarrow \infty} (f(x) + (-1) \cdot g(x)) = \lim_{x \rightarrow \infty} f(x) + \lim_{x \rightarrow \infty} (-1) \cdot g(x) \\ &= \lim_{x \rightarrow \infty} f(x) + (-1) \cdot \lim_{x \rightarrow \infty} g(x) = \lim_{x \rightarrow \infty} f(x) - \lim_{x \rightarrow \infty} g(x). \end{aligned} \quad \blacksquare$$

9. If $\lim_{x \rightarrow \infty} g(x) = L$ and f is continuous at $x = L$, then $\lim_{x \rightarrow \infty} f(g(x)) = f\left(\lim_{x \rightarrow \infty} g(x)\right)$.

Proof. Suppose $\lim_{x \rightarrow \infty} g(x) = L$ and f is continuous at $x = L$. We need to prove $\lim_{x \rightarrow \infty} f(g(x)) = f(L)$. Definition 13.4 says we must prove that for any $\varepsilon > 0$, there is a corresponding $N > 0$ for which $x > N$ implies $|f(g(x)) - f(L)| < \varepsilon$.

So let $\varepsilon > 0$. As f is continuous at L , Definition 13.3 yields $\lim_{x \rightarrow L} f(x) = f(L)$. From this, we know there is a real number $\delta > 0$ for which

$$|x - L| < \delta \text{ implies } |f(x) - f(L)| < \varepsilon. \quad (*)$$

But also, from $\lim_{x \rightarrow \infty} g(x) = L$, we know that there is a real number $N > 0$ for which $x > N$ implies $|g(x) - L| < \delta$. If $x > N$, then we have $|g(x) - L| < \delta$, and from this (*) yields $|f(g(x)) - f(L)| < \varepsilon$. Thus $\lim_{x \rightarrow \infty} f(g(x)) = f(L)$, and the proof is complete. ■

Section 13.7

1. Prove that $\left\{\frac{2^n}{n!}\right\}$ converges to 0.

Proof. Observe that $0 < \frac{2^n}{n!} < \frac{4}{n}$ for any $n \in \mathbb{N}$ because

$$\begin{aligned} \frac{2^n}{n!} &= \frac{2 \cdot 2 \cdot 2 \cdots 2 \cdot 2 \cdot 2}{n(n-1)(n-2) \cdots 3 \cdot 2 \cdot 1} = \frac{2}{n} \cdot \frac{2}{n-1} \cdot \frac{2}{n-1} \cdots \frac{2}{3} \cdot \frac{2}{2} \cdot \frac{2}{1} \\ &\leq \frac{2}{n} \cdot 1 \cdot 1 \cdots 1 \cdot 1 \cdot 2 = \frac{4}{n}. \end{aligned}$$

Thus $\left|\frac{2^n}{n!}\right| < \frac{4}{n}$ for any $n \in \mathbb{N}$. Given $\varepsilon > 0$, choose an integer $N > \frac{4}{\varepsilon}$. If $n > N$, then $\left|\frac{2^n}{n!} - 0\right| = \left|\frac{2^n}{n!}\right| < \frac{4}{n} < \frac{4}{N} < \frac{4}{4/\varepsilon} = \varepsilon$. By Definition 13.5, $\left\{\frac{2^n}{n!}\right\}$ converges to 0. ■

3. Prove that $\left\{\frac{2n^2+1}{3n-1}\right\}$ diverges to ∞ .

Proof. Note that $\frac{2n^2+1}{3n-1} > \frac{2n^2}{3n-1} > \frac{2n^2}{3n} = \frac{2n}{3}$. For any $L > 0$, let $N = \frac{3L}{2}$. Then for $n > N$ we have $\frac{2n^2+1}{3n-1} > \frac{2n}{3} > \frac{2N}{3} = L$. By Definition 13.6, the sequence diverges to ∞ . ■

5. Prove that $\left\{\frac{2n+1}{3n-1}\right\}$ converges to $\frac{2}{3}$.

Proof. For $n \geq 1$ we have $\left|\frac{2n+1}{3n-1} - \frac{2}{3}\right| = \left|\frac{3(2n+1)}{3(3n-1)} - \frac{2(3n-1)}{3(3n-1)}\right| = \left|\frac{5}{9n-3}\right| = \frac{5}{9n-3}$. Given $\varepsilon > 0$, we will have $\frac{5}{9n-3} < \varepsilon$ provided that $\frac{9n-3}{5} > \frac{1}{\varepsilon}$, or $n > \frac{5}{9\varepsilon} + \frac{1}{3}$.

Therefore, given any $\varepsilon > 0$, take an integer $N > \frac{5}{9\varepsilon} + \frac{1}{3}$. If $n > N$, then $\left|\frac{2n+1}{3n-1} - \frac{2}{3}\right| = \frac{5}{9n-3} < \frac{5}{9N-3} < \frac{5}{9\left(\frac{5}{9\varepsilon} + \frac{1}{3}\right) - 3} = \varepsilon$. By Definition 13.5, $\left\{\frac{2n+1}{3n-1}\right\}$ converges to $\frac{2}{3}$. ■

7. Prove that if a sequence diverges to infinity, then it diverges.

Proof. For the sake of contradiction, suppose that $\{a_n\}$ diverges to ∞ , and $\{a_n\}$ converges to a number L . Definition 13.5 says that for $\varepsilon = 1$ there is a number

$N > 0$ for which $n > N$ implies $|a_n - L| < 1$. Also, Definition 13.6 guarantees an $N' > 0$ for which $n > N'$ implies $a_n > L + 1$, that is, $a_n - L > 1$.

Let n be larger than both N and N' . Then $|a_n - L| < 1$ and $a_n - L > 1$. Thus $|a_n - L| < 1$ and $|a_n - L| > 1$, a contradiction. ■

9. Prove that if $\{a_n\}$ converges to L , and $c \in \mathbb{R}$, then $\{ca_n\}$ converges to cL .

Proof. Suppose $\{a_n\}$ converges to L , and $c \in \mathbb{R}$. If $c = 0$, then $\{ca_n\}$ is the sequence $0, 0, 0, 0, \dots$, and this converges to $0 = cL$. Thus the theorem is true if $c = 0$, so for the remainder of the proof we treat the case $c \neq 0$.

Let $\varepsilon > 0$. Because $\{a_n\}$ converges to L , there exists an $N > 0$ for which $n > N$ implies $|a_n - L| < \frac{\varepsilon}{|c|}$. So if $n > N$, then $|ca_n - cL| = |c(a_n - L)| = |c| \cdot |a_n - L| < |c| \cdot \frac{\varepsilon}{|c|} = \varepsilon$. In summary, we've shown that for any $\varepsilon > 0$, there is a $N > 0$ for which $n > N$ implies $|ca_n - cL| < \varepsilon$. By Definition 13.5, $\{ca_n\}$ converges to cL . ■

11. Prove that if $\{a_n\}$ converges to L and $\{b_n\}$ converges to M , then the sequence $\{a_n b_n\}$ converges to LM .

Proof. Suppose $\{a_n\}$ converges to L and $\{b_n\}$ converges to M . We must prove $\{a_n b_n\}$ converges to LM . To prove this, take $\varepsilon > 0$. We need to find an N for which $n > N$ implies $|a_n b_n - LM| < \varepsilon$. With this in mind, notice that

$$\begin{aligned} |a_n b_n - LM| &= |(a_n b_n - L b_n) + (L b_n - LM)| \\ &\leq |a_n b_n - L b_n| + |L b_n - LM| \\ &= |(a_n - L) b_n| + |L(b_n - M)| \\ &= |a_n - L| \cdot |b_n| + |L| \cdot |b_n - M|. \end{aligned} \quad (*)$$

Take $N' > 0$ large enough so that $n > N'$ implies $|b_n - M| < 1$. If $n > N'$, then

$$|b_n| = |(b_n - M) + M| \leq |b_n - M| + |M| < 1 + |M|.$$

Replacing $|b_n|$ in (*) with the larger quantity $1 + |M|$, we get

$$|a_n b_n - LM| < |a_n - L| \cdot (1 + |M|) + |L| \cdot |b_n - M| \quad (**)$$

for all $n > N'$. Now take $N'' > 0$ such that $n > N''$ implies $|a_n - L| < \frac{\varepsilon}{2(1+|M|)}$. Take $N''' > 0$ such that $n > N'''$ implies $|b_n - M| < \frac{\varepsilon}{2|L|}$. Put $N = \max\{N', N'', N'''\}$. If $n > N$, then (**) becomes

$$|a_n b_n - LM| < \frac{\varepsilon}{2(1+|M|)} \cdot (1 + |M|) + |L| \cdot \frac{\varepsilon}{2|L|} = \frac{\varepsilon}{2} + \frac{\varepsilon}{2} = \varepsilon.$$

To summarize, we've shown that for any $\varepsilon > 0$, there is a $N > 0$ for which $n > N$ implies $|a_n b_n - LM| < \varepsilon$. Therefore $\{a_n b_n\}$ converges to LM . ■

13. Prove that if $\{a_n\}$ converges to 0, then $\{a_n\}$ converges to 0. Give an example of a sequence $\{a_n\}$ for which $\{a_n\}$ converges to a number $L \neq 0$, but $\{a_n\}$ diverges.

Proof. Suppose $\{|a_n|\}$ converges to 0. This means that for any $\varepsilon > 0$, there is an $N > 0$ for which $n > N$ implies $||a_n| - 0| < \varepsilon$. But $||a_n| - 0| = |a_n - 0|$. Thus $n > N$ implies $|a_n - 0| < \varepsilon$. Therefore $\{a_n\}$ converges to 0.

Consider the sequence $\{(-1)^n\}$, which is $-1, 1, -1, 1, -1, \dots$. This sequence diverges. But $\{|(-1)^n|\}$ is the sequence $1, 1, 1, 1, \dots$, which converges to 1. ■

Chapter 14 Exercises

Section 14.1

1. \mathbb{R} and $(0, \infty)$

Observe that the function $f(x) = e^x$ sends \mathbb{R} to $(0, \infty)$. It is injective because $f(x) = f(y)$ implies $e^x = e^y$, and taking \ln of both sides gives $x = y$. It is surjective because if $b \in (0, \infty)$, then $f(\ln(b)) = b$. Therefore, because of the bijection $f : \mathbb{R} \rightarrow (0, \infty)$, it follows that $|\mathbb{R}| = |(0, \infty)|$.

3. \mathbb{R} and $(0, 1)$

Observe that the function $\frac{1}{\pi}f(x) = \cot^{-1}(x)$ sends \mathbb{R} to $(0, 1)$. It is injective and surjective by elementary trigonometry. Therefore, because of the bijection $f : \mathbb{R} \rightarrow (0, 1)$, it follows that $|\mathbb{R}| = |(0, 1)|$.

5. $A = \{3k : k \in \mathbb{Z}\}$ and $B = \{7k : k \in \mathbb{Z}\}$

Observe that the function $f(x) = \frac{7}{3}x$ sends A to B . It is injective because $f(x) = f(y)$ implies $\frac{7}{3}x = \frac{7}{3}y$, and multiplying both sides by $\frac{3}{7}$ gives $x = y$. It is surjective because if $b \in B$, then $b = 7k$ for some integer k . Then $3k \in A$, and $f(3k) = 7k = b$. Therefore, because of the bijection $f : A \rightarrow B$, it follows that $|A| = |B|$.

7. \mathbb{Z} and $S = \{\dots, \frac{1}{8}, \frac{1}{4}, \frac{1}{2}, 1, 2, 4, 8, 16, \dots\}$

Observe that the function $f : \mathbb{Z} \rightarrow S$ defined as $f(n) = 2^n$ is bijective: It is injective because $f(m) = f(n)$ implies $2^m = 2^n$, and taking \log_2 of both sides produces $m = n$. It is surjective because any element b of S has form $b = 2^n$ for some integer n , and therefore $f(n) = 2^n = b$. Because of the bijection $f : \mathbb{Z} \rightarrow S$, it follows that $|\mathbb{Z}| = |S|$.

9. $\{0, 1\} \times \mathbb{N}$ and \mathbb{N}

Consider the function $f : \{0, 1\} \times \mathbb{N} \rightarrow \mathbb{N}$ defined as $f(a, n) = 2n - a$. This is injective because if $f(a, n) = f(b, m)$, then $2n - a = 2m - b$. Now if a were unequal to b , one of a or b would be 0 and the other would be 1, and one side of $2n - a = 2m - b$ would be odd and the other even, a contradiction. Therefore $a = b$. Then $2n - a = 2m - b$ becomes $2n - a = 2m - a$; add a to both sides and divide by 2 to get $m = n$. Thus we have $a = b$ and $m = n$, so $(a, n) = (b, m)$, so f is injective. To see that f is surjective, take any $b \in \mathbb{N}$. If b is even, then $b = 2n$ for some integer n , and $f(0, n) = 2n - 0 = b$. If b is odd, then $b = 2n + 1$ for some integer n . Then $f(1, n + 1) = 2(n + 1) - 1 = 2n + 1 = b$. Therefore f is surjective. Then f is a bijection, so $|\{0, 1\} \times \mathbb{N}| = |\mathbb{N}|$.

11. $[0, 1]$ and $(0, 1)$

Proof. Consider the subset $X = \{\frac{1}{n} : n \in \mathbb{N}\} \subseteq [0, 1]$. Let $f : [0, 1] \rightarrow [0, 1)$ be defined as $f(x) = x$ if $x \in [0, 1] - X$ and $f(\frac{1}{n}) = \frac{1}{n+1}$ for any $\frac{1}{n} \in X$. It is easy to check that f is a bijection. Next let $Y = \{1 - \frac{1}{n} : n \in \mathbb{N}\} \subseteq [0, 1)$, and define $g : [0, 1) \rightarrow (0, 1)$ as

$g(x) = x$ if $x \in [0, 1) - Y$ and $g(1 - \frac{1}{n}) = 1 - \frac{1}{n+1}$ for any $1 - \frac{1}{n} \in Y$. As in the case of f , it is easy to check that g is a bijection. Therefore the composition $g \circ f : [0, 1] \rightarrow (0, 1)$ is a bijection. (See Theorem 12.2.) We conclude that $|[0, 1]| = |(0, 1)|$. ■

13. $\mathcal{P}(\mathbb{N})$ and $\mathcal{P}(\mathbb{Z})$

Outline: By Exercise 18 of Section 12.2, we have a bijection $f : \mathbb{N} \rightarrow \mathbb{Z}$ defined as $f(n) = \frac{(-1)^n(2n-1)+1}{4}$. Now define a function $\Phi : \mathcal{P}(\mathbb{N}) \rightarrow \mathcal{P}(\mathbb{Z})$ as $\Phi(X) = \{f(x) : x \in X\}$. Check that Φ is a bijection.

15. Find a formula for the bijection f in Example 14.2.

Hint: Consider the function f from Exercise 18 of Section 12.2.

Section 14.2

1. Prove that the set $A = \{\ln(n) : n \in \mathbb{N}\} \subseteq \mathbb{R}$ is countably infinite.

Note that its elements can be written in infinite list form as $\ln(1), \ln(2), \ln(3), \dots$. Thus A is countably infinite.

3. Prove that the set $A = \{(5n, -3n) : n \in \mathbb{Z}\}$ is countably infinite.

Consider the function $f : \mathbb{Z} \rightarrow A$ defined as $f(n) = (5n, -3n)$. This is clearly surjective, and it is injective because $f(n) = f(m)$ gives $(5n, -3n) = (5m, -3m)$, so $5n = 5m$, hence $m = n$. Thus, because f is surjective, $|\mathbb{Z}| = |A|$, and $|A| = |\mathbb{Z}| = \aleph_0$. Therefore A is countably infinite.

5. Prove or disprove: There exists a countably infinite subset of the set of irrational numbers.

This is true. Just consider the set consisting of the irrational numbers $\frac{\pi}{1}, \frac{\pi}{2}, \frac{\pi}{3}, \frac{\pi}{4}, \dots$.

7. Prove or disprove: The set \mathbb{Q}^{100} is countably infinite.

This is true. Note $\mathbb{Q}^{100} = \mathbb{Q} \times \mathbb{Q} \times \dots \times \mathbb{Q}$ (100 times), and since \mathbb{Q} is countably infinite, it follows from the corollary of Theorem 14.5 that this product is countably infinite.

9. Prove or disprove: The set $\{0, 1\} \times \mathbb{N}$ is countably infinite.

This is true. Note that $\{0, 1\} \times \mathbb{N}$ can be written in infinite list form as $(0, 1), (1, 1), (0, 2), (1, 2), (0, 3), (1, 3), (0, 4), (1, 4), \dots$. Thus the set is countably infinite.

11. Partition \mathbb{N} into 8 countably infinite sets.

For each $i \in \{1, 2, 3, 4, 5, 6, 7, 8\}$, let X_i be those natural numbers that are congruent to i modulo 8, that is,

$$\begin{aligned} X_1 &= \{1, 9, 17, 25, 33, \dots\} \\ X_2 &= \{2, 10, 18, 26, 34, \dots\} \\ X_3 &= \{3, 11, 19, 27, 35, \dots\} \\ X_4 &= \{4, 12, 20, 28, 36, \dots\} \\ X_5 &= \{5, 13, 21, 29, 37, \dots\} \\ X_6 &= \{6, 14, 22, 30, 38, \dots\} \end{aligned}$$

$$X_7 = \{7, 15, 13, 31, 39, \dots\}$$

$$X_8 = \{8, 16, 24, 32, 40, \dots\}$$

13. If $A = \{X \subset \mathbb{N} : X \text{ is finite}\}$, then $|A| = \aleph_0$.

Proof. This is **true**. To show this we will describe how to arrange the items of A in an infinite list $X_1, X_2, X_3, X_4, \dots$

For each natural number n , let p_n be the n th prime number. Thus $p_1 = 2$, $p_2 = 3$, $p_3 = 5$, $p_4 = 7$, $p_5 = 11$, and so on. Now consider any element $X \in A$. If $X \neq \emptyset$, then $X = \{n_1, n_2, n_3, \dots, n_k\}$, where $k = |X|$ and $n_i \in \mathbb{N}$ for each $1 \leq i \leq k$. Define a function $f : A \rightarrow \mathbb{N} \cup \{0\}$ as follows: $f(\{n_1, n_2, n_3, \dots, n_k\}) = p_{n_1} p_{n_2} \cdots p_{n_k}$. For example, $f(\{1, 2, 3\}) = p_1 p_2 p_3 = 2 \cdot 3 \cdot 5 = 30$, and $f(\{3, 5\}) = p_3 p_5 = 5 \cdot 11 = 55$, etc. Also, we should not forget that $\emptyset \in A$, and we define $f(\emptyset) = 0$.

Note $f : A \rightarrow \mathbb{N} \cup \{0\}$ is injective: Let $X = \{n_1, n_2, n_3, \dots, n_k\}$ and $Y = \{m_1, m_2, m_3, \dots, m_\ell\}$, and $X \neq Y$. Then there is an integer a that belongs to one of X or Y but not the other. Then the prime factorization of one of the numbers $f(X)$ and $f(Y)$ uses the prime number p_a but the prime factorization of the other does not use p_a . It follows that $f(X) \neq f(Y)$ by the fundamental theorem of arithmetic. Thus f is injective.

So each set $X \in A$ is associated with an integer $f(X) \geq 0$, and no two different sets are associated with the same number. Thus we can list the elements in $X \in A$ in increasing order of the numbers $f(X)$. The list begins as

$$\emptyset, \{1\}, \{2\}, \{3\}, \{1, 2\}, \{4\}, \{1, 3\}, \{5\}, \{6\}, \{1, 4\}, \{2, 3\}, \{7\}, \dots$$

It follows that A is countably infinite. ■

15. Hint: Use the fundamental theorem of arithmetic.

Section 14.3

1. Suppose B is an uncountable set and A is a set. Given that there is a surjective function $f : A \rightarrow B$, what can be said about the cardinality of A ?

The set A must be uncountable, as follows. For each $b \in B$, let a_b be an element of A for which $f(a_b) = b$. (Such an element must exist because f is surjective.) Now form the set $U = \{a_b : b \in B\}$. Then the function $f : U \rightarrow B$ is bijective, by construction. Then since B is uncountable, so is U . Therefore U is an uncountable subset of A , so A is uncountable by Theorem 14.9.

3. Prove or disprove: If A is uncountable, then $|A| = |\mathbb{R}|$.

This is false. Let $A = \mathcal{P}(\mathbb{R})$. Then A is uncountable, and by Theorem 14.7, $|\mathbb{R}| < |\mathcal{P}(\mathbb{R})| = |A|$.

5. Prove or disprove: The set $\{0, 1\} \times \mathbb{R}$ is uncountable.

This is true. To see why, first note that the function $f : \mathbb{R} \rightarrow \{0\} \times \mathbb{R}$ defined as $f(x) = (0, x)$ is a bijection. Thus $|\mathbb{R}| = |\{0\} \times \mathbb{R}|$, and since \mathbb{R} is uncountable, so is

$\{0\} \times \mathbb{R}$. Then $\{0\} \times \mathbb{R}$ is an uncountable subset of the set $\{0,1\} \times \mathbb{R}$, so $\{0,1\} \times \mathbb{R}$ is uncountable by Theorem 14.9.

7. Prove or disprove: If $A \subseteq B$ and A is countably infinite and B is uncountable, then $B - A$ is uncountable.

This is true. To see why, suppose to the contrary that $B - A$ is countably infinite. Then $B = A \cup (B - A)$ is a union of countably infinite sets, and thus countable, by Theorem 14.6. This contradicts the fact that B is uncountable.

Section 14.4

1. Show that if $A \subseteq B$ and there is an injection $g : B \rightarrow A$, then $|A| = |B|$.

Just note that the map $f : A \rightarrow B$ defined as $f(x) = x$ is an injection. Now apply the Cantor-Bernstein-Schröder theorem.

3. Let \mathcal{F} be the set of all functions $\mathbb{N} \rightarrow \{0,1\}$. Show that $|\mathbb{R}| = |\mathcal{F}|$.

Because $|\mathbb{R}| = |\mathcal{P}(\mathbb{N})|$, it suffices to show that $|\mathcal{F}| = |\mathcal{P}(\mathbb{N})|$. To do this, we will exhibit a bijection $f : \mathcal{F} \rightarrow \mathcal{P}(\mathbb{N})$. Define f as follows. Given a function $\varphi \in \mathcal{F}$, let $f(\varphi) = \{n \in \mathbb{N} : \varphi(n) = 1\}$. To see that f is injective, suppose $f(\varphi) = f(\theta)$. Then $\{n \in \mathbb{N} : \varphi(n) = 1\} = \{n \in \mathbb{N} : \theta(n) = 1\}$. Put $X = \{n \in \mathbb{N} : \varphi(n) = 1\}$. Now we see that if $n \in X$, then $\varphi(n) = 1 = \theta(n)$. And if $n \in \mathbb{N} - X$, then $\varphi(n) = 0 = \theta(n)$. Consequently $\varphi(n) = \theta(n)$ for any $n \in \mathbb{N}$, so $\varphi = \theta$. Thus f is injective. To see that f is surjective, take any $X \in \mathcal{P}(\mathbb{N})$. Consider the function $\varphi \in \mathcal{F}$ for which $\varphi(n) = 1$ if $n \in X$ and $\varphi(n) = 0$ if $n \notin X$. Then $f(\varphi) = X$, so f is surjective.

5. Consider the subset $B = \{(x,y) : x^2 + y^2 \leq 1\} \subseteq \mathbb{R}^2$. Show that $|B| = |\mathbb{R}^2|$.

This will follow from the Cantor-Bernstein-Schröder theorem provided that we can find injections $f : B \rightarrow \mathbb{R}^2$ and $g : \mathbb{R}^2 \rightarrow B$. The function $f : B \rightarrow \mathbb{R}^2$ defined as $f(x,y) = (x,y)$ is clearly injective. For $g : \mathbb{R}^2 \rightarrow B$, consider the function

$$g(x,y) = \left(\frac{x}{\sqrt{x^2 + y^2 + 1}}, \frac{y}{\sqrt{x^2 + y^2 + 1}} \right).$$

Verify that this is an injective function $g : \mathbb{R}^2 \rightarrow B$.

7. Prove or disprove: If there is an injection $f : A \rightarrow B$ and a surjection $g : A \rightarrow B$, then there is a bijection $h : A \rightarrow B$.

This is true. Here is an outline of a proof. Define a function $g' : B \rightarrow A$ as follows. For each $b \in B$, choose an element $x_b \in g^{-1}(\{b\})$. (That is, choose an element $x_b \in A$ for which $g(x_b) = b$.) Now let $g' : B \rightarrow A$ be the function defined as $g'(b) = x_b$. Check that g' is injective and apply the the Cantor-Bernstein-Schröder theorem.

Index

- absolute convergence test, 268
- absolute value, 6, 245
- addition principle, 74
- and, 39
- axiom of foundation, 32

- basis step, 182
- biconditional statement, 46
- bijection, 270
- bijective function, 228
- byte, 66

- $C(n, k)$, 85
- Cantor, Georg, 271
- Cantor-Bernstein-Schröder theorem, 286
- cardinality, 4, 269
- Cartesian plane, 10
- Cartesian power, 10
- Cartesian product, 8
- ceiling of a number, 104
- closed interval, 7
- codomain of a function, 225
- Cohen, Paul, 289
- combinatorial proof, 108
- comparison test, 268
- complement of a set, 20
- composite number, 116
- composition of functions, 235
- conditional statement, 42
- conjecture, 173
- constructive proof, 154
- continuity, 256
- continuous function, 256
- continuum hypothesis, 289
- contrapositive, 128
- convergence of a sequence, 262
- convergence of a series, 266
- converse of a statement, 46, 128

- corollary, 114
- countable set, 275
- counterexample, 175
- counting, 65

- definition, 113
- DeMorgan's laws, 51, 59
- difference of sets, 18
- differentiability, 257
- disproof, 172
- divergence of a sequence, 262
- divergence of a series, 266
- divergence test, 267
- divergence to ∞ , 264
- divides, 116
- division algorithm, 30, 117
- division principle, 104
- divisor, 116
- domain of a function, 225
- Doxiadis, Apostolos, 33

- element of a set, 3
- elimination, 63
- empty set, 4
- entries of a list, 65
- equality of functions, 227
- equality of lists, 66
- equality of sets, 3
- equivalence class, 211
- equivalence relation, 210
- equivalent statements, 149
- Euclid, 140, 166
- Euler, Leonhard, 133, 168
- existence theorem, 151
- existential quantifier, 54
- existential statement, 151

- factorial, 78

- false, 35
- Fermat's last theorem, 37
- Fermat, Pierre de, 37
- Fibonacci sequence, 193
- floor of a number, 104
- function, 224
 - range of, 225
 - bijjective, 228, 269
 - codomain of, 225
 - composition of, 235
 - continuous, 256
 - derivative of, 257
 - differentiable, 257
 - domain of, 225
 - equality, 227
 - injective, 228
 - inverse, 238
 - notation, 227
 - one-to-one, 228
 - onto, 228
 - surjective, 228
- function notation, 227
- fundamental theorem of arithmetic, 192
- fundamental theorem of calculus, viii
- gamma function, 84
- gcd, 116
- general term, 261
- geometric sequence, 195
- geometric series, 268
- Goldbach's conjecture, 37, 58
- Goldbach, Christian, 37
- golden ratio, 195
- graph, 189
 - cycle, 189
 - edges, 189
 - vertices, 189
- greatest common divisor, 116
- Hagy, Jessica, 33
- half-open interval, 7
- harmonic series, 268
- if-and-only-if theorem, 147
- image, 242
- inclusion-exclusion formula, 93
- index set, 26
- indexed set, 25
- induction, 180
 - strong, 187
- inductive hypothesis, 182
- inductive step, 182
- infinite interval, 7
- injection, 270
- injective function, 228
- integers, 3, 4
 - congruence, 131, 207
 - modulo n , 219
- intersection of sets, 18
- interval, 6
- inverse of a function, 238
- inverse relation, 239
- irrational number, 139
- lcm, 116
- least common multiple, 116
- lemma, 114
- length of a list, 65
- limit, 247
 - at infinity, 259
 - composition rule for, 257
 - constant function rule for, 251
 - constant multiple rule for, 252
 - difference rule for, 252
 - division rule for, 253
 - identity function rule for, 251
 - informal definition of, 246
 - multiplication rule for, 253
 - non-existence of, 249
 - precise definition of, 247
 - squeeze theorem for, 255
 - sum rule for, 252
- limit comparison test, 268
- list, 65
 - empty, 66
 - entries, 65
 - equal, 66
 - length, 65
 - non-repetitive, 69
 - order, 65
 - repetition, 69
- logic, 34
 - contradiction, 137
 - equivalence, 51
 - inference, 63
 - quantifier, 54
 - existential, 54
 - universal, 54

- symbols, 48, 53
- logical equivalence, 51
- logical inference, 63
- mean value theorem, 57
- Mersenne prime, 170
- modus ponens, 63
- modus tollens, 63
- multiple, 116
- multiplication principle, 69
- multiplicity, 96
- multiset, 96
- natural numbers, 4
- necessary condition, 44
- negation of a statement, 41
- non-constructive proof, 154
- one-to-one function, 228
- onto function, 228
- open interval, 7
- open sentence, 36, 56
- or, 40
- ordered pair, 8
- ordered triple, 10
- $P(n, k)$, 81, 83
- Papadimitriou, Christos, 33
- parity, 115
- partial sum of a series, 265
- partition, 216
- Pascal's triangle, 91
- Pascal, Blaise, 91
- perfect number, 165, 168
- permutation, 80
 - k -permutation, 81, 83
- pigeonhole principle, 104, 233
 - strong form, 104
- Pisano, Leonardo, 193
- power set, 15
- power, Cartesian, 10
- preimage, 242
- prime number, 37, 116
- proof
 - by cases, 124
 - by contradiction, 137
 - by induction, 180
 - by smallest counterexample, 191
 - by strong induction, 187
 - combinatorial, 108
 - constructive, 154
 - contrapositive, 128
 - direct, 113, 118
 - existence, 150
 - involving sets, 157
 - non-constructive, 154
 - uniqueness, 150, 153
 - within-a-proof, 143
- proposition, 114, 118
- Pythagorean theorem, 37
- quadratic formula, 37
- quantifier, 54
- quotient, 30, 117
- range of a function, 225
- ratio test, 268
- rational numbers, 6, 139
- real numbers, 4
- reflexive property of a relation, 205
- relations, 201
 - between sets, 221
 - equivalence, 210
 - class, 211
 - inverse, 239
 - reflexive, 205
 - symmetric, 205
 - transitive, 205
- remainder, 30, 117, 131
- Russell's paradox, 32
- Russell, Bertrand, 32
- sequence, 261
 - convergence of, 262
 - divergence of, 262
 - divergence to ∞ , 264
 - general term, 261
- series, 265
 - absolute convergence test for, 268
 - comparison test for, 268
 - convergence of, 266
 - divergence of, 266
 - divergence test for, 267
 - geometric, 268
 - harmonic, 268
 - limit comparison test for, 268
 - Maclaurin, 265
 - partial sum of, 265

- ratio test for, 268
- set(s)
 - builder-notation, 5, 157
 - cardinalities of
 - comparison of, 280
 - equal, 269
 - unequal, 269
 - cardinality of, 3, 269
 - complement, 20
 - countable, 275
 - element of, 3
 - empty, 4
 - equal, 3
 - partition of, 216
 - subset of, 12
 - uncountable, 275
- sigma notation, 25
- size, *see* cardinality
- statement, 35
 - biconditional, 46
 - conditional, 42
 - necessary, 44
 - sufficient, 44
 - converse, 46
 - equivalent, 149
 - existential, 151
 - negation, 59
- string, 66
- strong form of pigeonhole principle, 104
- strong induction, 187
- subset, 12
- subtraction principle, 76
- sufficient condition, 44
- surjection, 270
- surjective function, 228
- symmetric property of a relation, 205

- theorem, 113
 - existence, 151
 - if-and-only-if, 147
- three-dimensional space, 10
- transitive property of a relation, 205
- tree, 189
- triangle inequality, 245
- triple, ordered, 10
- true, 35
- truth
 - table, 39
 - value, 39
- uncountable set, 275
- union of sets, 18
- uniqueness proof, 153
- unit circle, 14, 20
- universal quantifier, 54
- universal set, 20

- variable, 36
- vector space, 157
- Venn diagram, 22

- well-ordering principle, 30
- Wiles, Andrew, 37
- WLOG, 125

- Zermelo-Fraenkel axioms, 32