

STANGE, KATHERINE MATH-6130-002-1 ALGEBRA 1 Online Administration
 Dept: MATHEMATICS Forms requested: 20 Returned: 13 College/Division: A&S Natural Sciences

Comparison info for dept, college/division, and campus is for your instructor group and the course level ONLY, using Fall 11, Spr 12, Fall 12, Spr 13, Fall 13 & Spr 14 data.
 Group: TTT: Tenured and tenure-track Level: Graduate
 Sections in comparisons: Dept: 51 College/Division: 698 Campus: 2871

Item No.	Your rating	Avg. Median	Dept	Diff from Div	Campus	Percentile in Dept	Div	Campus	Number of responses						SD	Profile of your avg. ratings (with 95% confidence bands)						Averages in Dept	Div	Campus
									1	2	3	4	5	6		1	2	3	4	5	6			
2	Personal interest before enrolled	5.2	6.0	+	0	68	60	69	0	1	0	2	3	7	0	1.2	-----*	4.9	5.0	4.8				
3	Instr effectiveness encouraging interest	5.8	6.0	++	++	88	82	87	0	0	0	1	0	12	0	0.6	---*	5.0	5.1	5.1				
4	Instr availability for assistance	5.8	6.0	+	+	62	69	75	0	0	0	1	1	11	0	0.6	---*	5.5	5.4	5.3				
5	Intellectual challenge of course	5.5	6.0	+	+	70	75	76	0	0	0	0	6	7	0	0.5	-----*	5.2	5.0	5.0				
6	How much you learned in course	5.6	6.0	++	+	90	79	81	0	0	0	1	3	9	0	0.7	-----*	4.9	5.0	5.0				
7	Course overall	5.6	6.0	+	+	78	74	79	0	0	0	2	1	10	0	0.8	-----*	5.1	5.1	5.0				
8	Instructor overall	6.0	6.0	++	++	99	99	99	0	0	0	0	0	13	0	0.0	*	5.3	5.3	5.3				
9	Instr respect/professional treatment	5.8	6.0	-	0	13	20	26	0	0	1	0	0	12	0	0.8	-----*	5.9	5.8	5.8				
1	Hrs/week spent on course (incl class)	13-15	10-12	+++	++	90	87	89	0	0	1	5	0	3	4	1.1	-----*	7.9	7.9	7.9				
	Hrs/week scale: 0-3=1, 4-6=2, 7-9=3, 10-12=4, 13-15=5, 16+=6																							

For more info, see below and www.colorado.edu/fcq/stats

Standard item correlations
 2 3 4 5 6 7 8 9

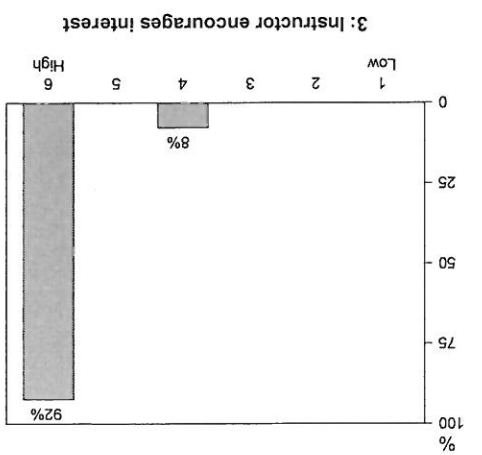
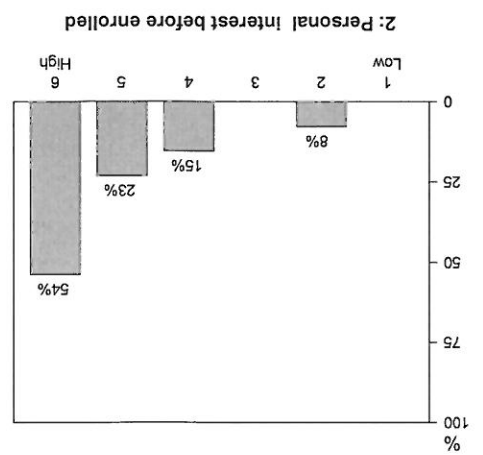
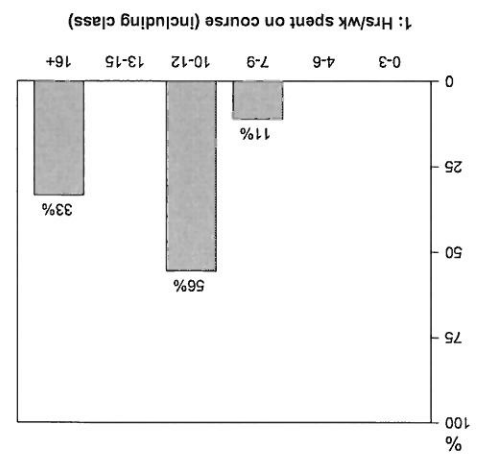
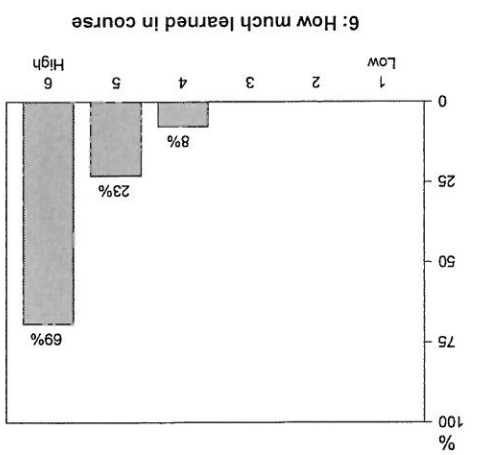
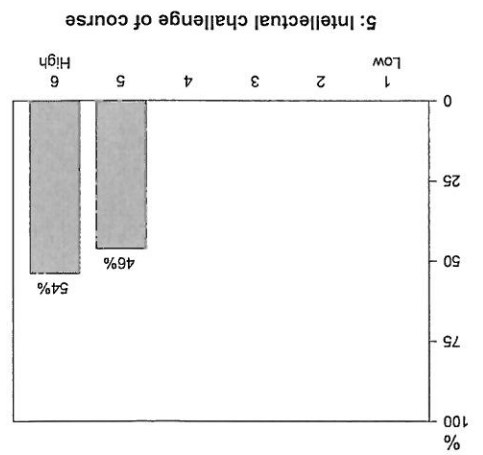
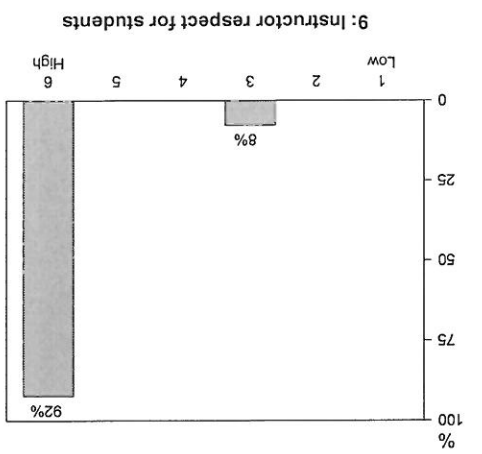
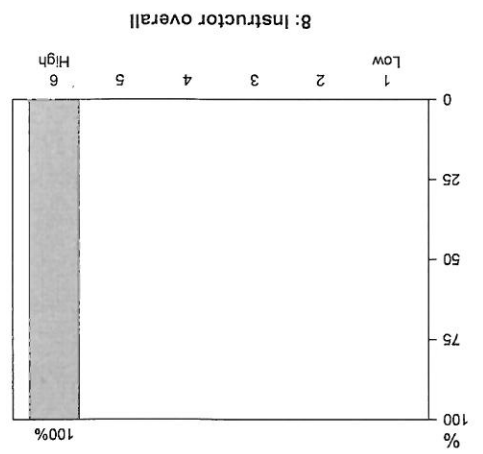
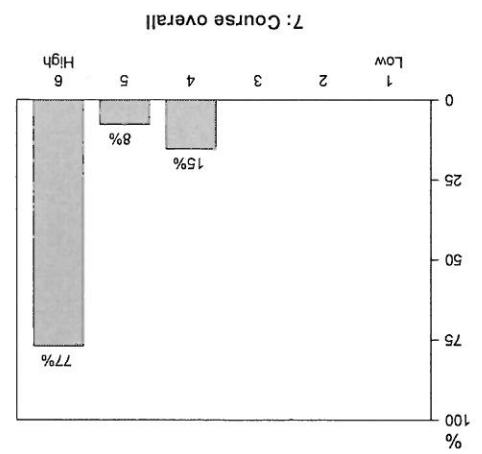
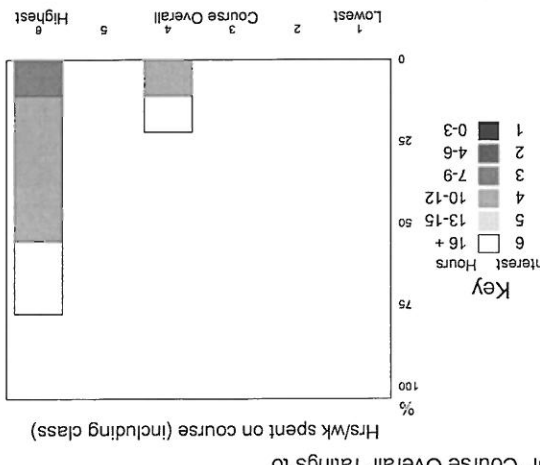
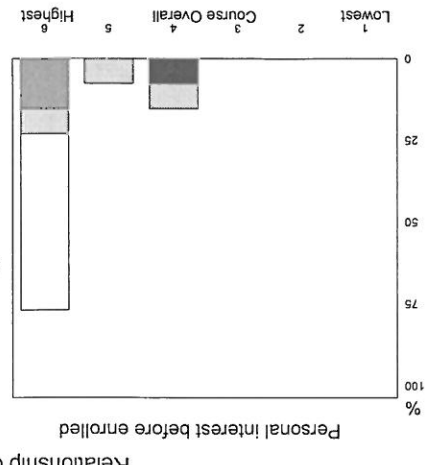
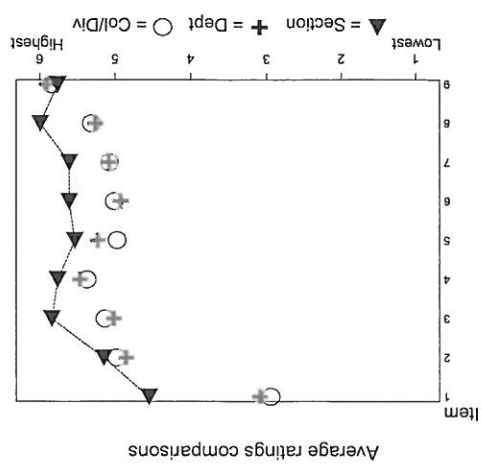
Correlations are printed only if all 9 standard items have at least 10 responses each.

Correlation coefficients range from -1.0 to 1.0, and indicate the direction and strength of the relationship between two items.

Occasionally some (but not all) correlations will be missing. This can happen if all students give the same rating on a particular item.

Median is the middle score when all ratings are rank-ordered. SD (standard deviation) is the disagreement among raters. Difference of your avg. from the group avg. for Dept, Col/Div, and Campus ranges from --- to +++. 0 = negligible difference. Percentile = percentile of your average rating within a particular group: Dept, Col/Div, and Campus.
 ** 'Diff from' and 'Percentile in' statistics not displayed if comparison group has fewer than 10 sections.
 A confidence band indicates an interval within which we are 95% confident that the 'true' value of the average lies.
 See www.colorado.edu/fcq for details on all statistics in report, and for FCQ results from the last 7 years.
 Blank (BL) and non-applicable (NA) responses are tallied but excluded from averages.

SEE GRAPHS ON REVERSE SIDE



Student Comments for the Instructor

- 1 I have learned a tremendous amount. I look forward to this lecture more than any other.
- 5 Kate, I really enjoy your lectures.
- 8 I've rated the course lower because I think we don't get to spend enough time on any particular topic. I know we can't because it's a prelim prep course, but it doesn't feel like enough time to become comfortable with the material.
- 12 I really have nothing but praise about your teaching Kate. I am one of the few analysis junkies and algebra is not really a friendly subject for me, but your lectures were always invigorating and interesting even when the material was not.

STANGE, KATHERINE

Campus-Dept. BD-MATH

University of Colorado Faculty Course Questionnaire -- FCQ

MATHEMATICS

Subject MATH

Side A

Course 6130

FALL 2014

N of Forms 20

Sec.-Inst.#

002-1

Use a No. 2 pencil only! Indicate your rating by completely darkening the appropriate bubble.

Online

About the FCQ

FCQ results are used by students in selecting courses, by instructors to improve their teaching, and by administrators for tenure and promotion decisions. See results at www.colorado.edu/FCQ.

Neither instructors nor TAs for the course may be present at any time during administration of this form.

These forms will not be returned to your instructor until AFTER grades have been posted.

Note: If multiple forms are determined to be from one person, they will be removed from processing. If a form contains abusive comments, it may also be removed.

1. Estimate the average number of hours per week you have spent on this course for all course-related work including attending classes, labs, recitations, readings, reviewing notes, writing papers, etc.

0-3	4-6	7-9	10-12	13-15	16+
<input type="radio"/>	<input type="radio"/>	<input type="radio"/>	<input type="radio"/>	<input type="radio"/>	<input type="radio"/>

For items below, the scale is Lowest = 1 6 = Highest

Lowest Highest

	1	2	3	4	5	6
2. Rate your personal interest in this material before you enrolled.	①	②	③	④	⑤	⑥
3. Rate the instructor's effectiveness in encouraging interest in this subject.	①	②	③	④	⑤	⑥
4. Rate the instructor's availability for course-related assistance such as email, office hours, individual appointments, phone contact, etc.	①	②	③	④	⑤	⑥
5. Rate the intellectual challenge of this course.	①	②	③	④	⑤	⑥
6. Rate how much you have learned in this course.	①	②	③	④	⑤	⑥
7. Rate the course overall.	①	②	③	④	⑤	⑥
8. Rate the instructor overall.	①	②	③	④	⑤	⑥
9. Rate this instructor's respect for and professional treatment of all students regardless of race, color, national origin, sex, age, disability, creed, religion, sexual orientation, or veteran status.	①	②	③	④	⑤	⑥

10. Please offer constructive comments to your instructor regarding your experience in this course. If you wish to make comments about the instructor, you may wish to do so separately to the appropriate chair or dean. For contact information, see www.colorado.edu/FCQ.

Please complete any additional questions printed on the other side.

Please don't mark in the shaded box!

University of Colorado
Faculty Course Questionnaire -- FCQ
Side B

STANGE, KATHERINE

MATHEMATICS

N of Forms 20

Campus-Dept. BD-MATH

Subject MATH

Course 6130

Sec.-Inst.# 002-1

Please check the instructions on Side A and complete Side A.

The questions on Side B were provided by your instructor or by the department, school, college, or campus offering the course. Use a No. 2 pencil only! Indicate your rating by completely darkening the appropriate bubble. The scale is Lowest = 1 2 3 4 5 6 = Highest, NA = not applicable to this course.

A34 How often did you use the Undergraduate Math Resource Center this term? 1=Never, 2=^{lowest}few times, 3=more than a few times, but less than weekly, 4=weekly Highest
1 2 3 4 5 6 NA

A35 If you went to the Undergraduate Math Resource Center, how helpful were the tutors? 1=Not at all helpful, 3=somewhat helpful, 6=very helpful
1 2 3 4 5 6 NA

..... 1 2 3 4 5 6 NA

..... 1 2 3 4 5 6 NA

..... 1 2 3 4 5 6 NA

..... 1 2 3 4 5 6 NA

..... 1 2 3 4 5 6 NA

..... 1 2 3 4 5 6 NA

..... 1 2 3 4 5 6 NA

..... 1 2 3 4 5 6 NA

..... 1 2 3 4 5 6 NA

..... 1 2 3 4 5 6 NA

..... 1 2 3 4 5 6 NA

..... 1 2 3 4 5 6 NA

..... 1 2 3 4 5 6 NA

..... 1 2 3 4 5 6 NA

..... 1 2 3 4 5 6 NA

..... 1 2 3 4 5 6 NA

..... 1 2 3 4 5 6 NA

..... 1 2 3 4 5 6 NA

..... 1 2 3 4 5 6 NA

..... 1 2 3 4 5 6 NA

..... 1 2 3 4 5 6 NA

..... 1 2 3 4 5 6 NA

..... 1 2 3 4 5 6 NA