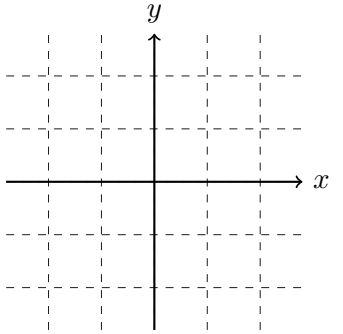
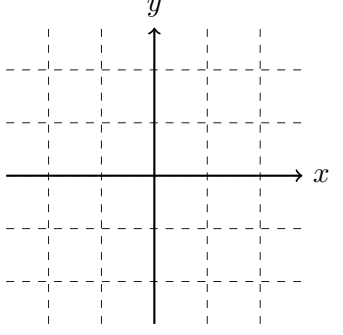
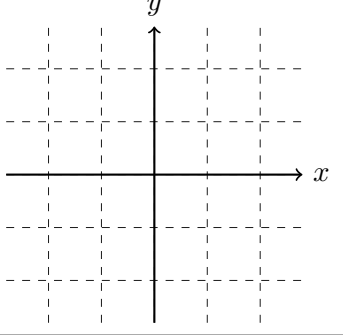
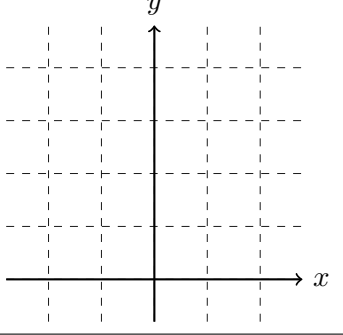


Written Description	Draw and label the base. Draw the bottom of one of the slices.	Draw one slice and label its dimensions.	Write the integral for the volume.
<p>The base is a circle of radius 2 centered about the origin. The cross sections perpendicular to the <math>x</math>-axis are squares.</p>			
<p>The base is a circle of radius 2 centered about the origin. The cross sections perpendicular to the <math>x</math>-axis are equilateral triangles.</p>			
<p>The base is a square with vertices at the points <math>(-2, -2)</math>, <math>(-2, 2)</math>, <math>(2, -2)</math>, and <math>(2, 2)</math>. The cross sections are rectangles of height <math>f(x) = -x^2 + 4</math> and are perpendicular to the <math>x</math>-axis.</p>			
<p>The base is the region enclosed by <math>y = x^2</math> and <math>y = 3</math>. The cross sections perpendicular to the <math>y</math>-axis are squares.</p>			
<p>The base is the parabolic region <math>x = y^2</math> and <math>x = 3</math>. The cross sections perpendicular to the <math>x</math>-axis are right isosceles triangles whose leg lies in the region.</p>	