

$$\begin{aligned} \text{Thus} \quad \int_C \mathbf{F} \cdot d\mathbf{r} &= \int_0^1 \mathbf{F}(\mathbf{r}(t)) \cdot \mathbf{r}'(t) dt \\ &= \int_0^1 (t^3 + 5t^6) dt = \left. \frac{t^4}{4} + \frac{5t^7}{7} \right|_0^1 = \frac{27}{28} \end{aligned}$$

Finally, we note the connection between line integrals of vector fields and line integrals of scalar fields. Suppose the vector field  $\mathbf{F}$  on  $\mathbb{R}^3$  is given in component form by the equation  $\mathbf{F} = P\mathbf{i} + Q\mathbf{j} + R\mathbf{k}$ . We use Definition 13 to compute its line integral along  $C$ :

$$\begin{aligned} \int_C \mathbf{F} \cdot d\mathbf{r} &= \int_a^b \mathbf{F}(\mathbf{r}(t)) \cdot \mathbf{r}'(t) dt \\ &= \int_a^b (P\mathbf{i} + Q\mathbf{j} + R\mathbf{k}) \cdot (x'(t)\mathbf{i} + y'(t)\mathbf{j} + z'(t)\mathbf{k}) dt \\ &= \int_a^b [P(x(t), y(t), z(t))x'(t) + Q(x(t), y(t), z(t))y'(t) + R(x(t), y(t), z(t))z'(t)] dt \end{aligned}$$

But this last integral is precisely the line integral in (10). Therefore we have

$$\int_C \mathbf{F} \cdot d\mathbf{r} = \int_C P dx + Q dy + R dz \quad \text{where } \mathbf{F} = P\mathbf{i} + Q\mathbf{j} + R\mathbf{k}$$

For example, the integral  $\int_C y dx + z dy + x dz$  in Example 6 could be expressed as  $\int_C \mathbf{F} \cdot d\mathbf{r}$  where

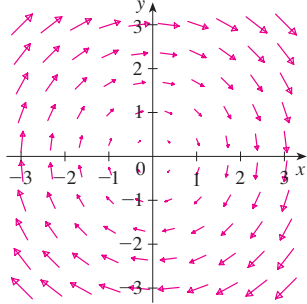
$$\mathbf{F}(x, y, z) = y\mathbf{i} + z\mathbf{j} + x\mathbf{k}$$

## 16.2 EXERCISES

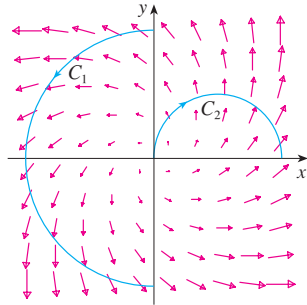
**1–16** Evaluate the line integral, where  $C$  is the given curve.

- $\int_C y^3 ds$ ,  $C: x = t^3, y = t, 0 \leq t \leq 2$
- $\int_C xy ds$ ,  $C: x = t^2, y = 2t, 0 \leq t \leq 1$
- $\int_C xy^4 ds$ ,  $C$  is the right half of the circle  $x^2 + y^2 = 16$
- $\int_C x \sin y ds$ ,  $C$  is the line segment from  $(0, 3)$  to  $(4, 6)$
- $\int_C (x^2 y^3 - \sqrt{x}) dy$ ,  
 $C$  is the arc of the curve  $y = \sqrt{x}$  from  $(1, 1)$  to  $(4, 2)$
- $\int_C x e^y dx$ ,  
 $C$  is the arc of the curve  $x = e^y$  from  $(1, 0)$  to  $(e, 1)$
- $\int_C xy dx + (x - y) dy$ ,  $C$  consists of line segments from  $(0, 0)$  to  $(2, 0)$  and from  $(2, 0)$  to  $(3, 2)$
- $\int_C \sin x dx + \cos y dy$ ,  $C$  consists of the top half of the circle  $x^2 + y^2 = 1$  from  $(1, 0)$  to  $(-1, 0)$  and the line segment from  $(-1, 0)$  to  $(-2, 3)$
- $\int_C xyz ds$ ,  
 $C: x = 2 \sin t, y = t, z = -2 \cos t, 0 \leq t \leq \pi$
- $\int_C xyz^2 ds$ ,  
 $C$  is the line segment from  $(-1, 5, 0)$  to  $(1, 6, 4)$
- $\int_C x e^{yz} ds$ ,  
 $C$  is the line segment from  $(0, 0, 0)$  to  $(1, 2, 3)$
- $\int_C (2x + 9z) ds$ ,  $C: x = t, y = t^2, z = t^3, 0 \leq t \leq 1$
- $\int_C x^2 y \sqrt{z} dz$ ,  $C: x = t^3, y = t, z = t^2, 0 \leq t \leq 1$
- $\int_C z dx + x dy + y dz$ ,  
 $C: x = t^2, y = t^3, z = t^2, 0 \leq t \leq 1$
- $\int_C (x + yz) dx + 2x dy + xyz dz$ ,  $C$  consists of line segments from  $(1, 0, 1)$  to  $(2, 3, 1)$  and from  $(2, 3, 1)$  to  $(2, 5, 2)$
- $\int_C x^2 dx + y^2 dy + z^2 dz$ ,  $C$  consists of line segments from  $(0, 0, 0)$  to  $(1, 2, -1)$  and from  $(1, 2, -1)$  to  $(3, 2, 0)$

- 17.** Let  $\mathbf{F}$  be the vector field shown in the figure.
- (a) If  $C_1$  is the vertical line segment from  $(-3, -3)$  to  $(-3, 3)$ , determine whether  $\int_{C_1} \mathbf{F} \cdot d\mathbf{r}$  is positive, negative, or zero.
- (b) If  $C_2$  is the counterclockwise-oriented circle with radius 3 and center the origin, determine whether  $\int_{C_2} \mathbf{F} \cdot d\mathbf{r}$  is positive, negative, or zero.



- 18.** The figure shows a vector field  $\mathbf{F}$  and two curves  $C_1$  and  $C_2$ . Are the line integrals of  $\mathbf{F}$  over  $C_1$  and  $C_2$  positive, negative, or zero? Explain.



- 19–22** Evaluate the line integral  $\int_C \mathbf{F} \cdot d\mathbf{r}$ , where  $C$  is given by the vector function  $\mathbf{r}(t)$ .

- 19.**  $\mathbf{F}(x, y) = xy\mathbf{i} + 3y^2\mathbf{j}$ ,  
 $\mathbf{r}(t) = 11t^4\mathbf{i} + t^3\mathbf{j}$ ,  $0 \leq t \leq 1$
- 20.**  $\mathbf{F}(x, y, z) = (x + y)\mathbf{i} + (y - z)\mathbf{j} + z^2\mathbf{k}$ ,  
 $\mathbf{r}(t) = t^2\mathbf{i} + t^3\mathbf{j} + t^2\mathbf{k}$ ,  $0 \leq t \leq 1$
- 21.**  $\mathbf{F}(x, y, z) = \sin x\mathbf{i} + \cos y\mathbf{j} + xz\mathbf{k}$ ,  
 $\mathbf{r}(t) = t^3\mathbf{i} - t^2\mathbf{j} + t\mathbf{k}$ ,  $0 \leq t \leq 1$
- 22.**  $\mathbf{F}(x, y, z) = z\mathbf{i} + y\mathbf{j} - x\mathbf{k}$ ,  
 $\mathbf{r}(t) = t\mathbf{i} + \sin t\mathbf{j} + \cos t\mathbf{k}$ ,  $0 \leq t \leq \pi$

- 23–26** Use a calculator or CAS to evaluate the line integral correct to four decimal places.

- 23.**  $\int_C \mathbf{F} \cdot d\mathbf{r}$ , where  $\mathbf{F}(x, y) = xy\mathbf{i} + \sin y\mathbf{j}$  and  $\mathbf{r}(t) = e^t\mathbf{i} + e^{-t}\mathbf{j}$ ,  $1 \leq t \leq 2$


- 24.**  $\int_C \mathbf{F} \cdot d\mathbf{r}$ , where  $\mathbf{F}(x, y, z) = y \sin z\mathbf{i} + z \sin x\mathbf{j} + x \sin y\mathbf{k}$  and  $\mathbf{r}(t) = \cos t\mathbf{i} + \sin t\mathbf{j} + \sin 5t\mathbf{k}$ ,  $0 \leq t \leq \pi$
- 25.**  $\int_C x \sin(y + z) ds$ , where  $C$  has parametric equations  $x = t^2$ ,  $y = t^3$ ,  $z = t^4$ ,  $0 \leq t \leq 5$
- 26.**  $\int_C ze^{-xy} ds$ , where  $C$  has parametric equations  $x = t$ ,  $y = t^2$ ,  $z = e^{-t}$ ,  $0 \leq t \leq 1$

- CAS 27–28** Use a graph of the vector field  $\mathbf{F}$  and the curve  $C$  to guess whether the line integral of  $\mathbf{F}$  over  $C$  is positive, negative, or zero. Then evaluate the line integral.


- 27.**  $\mathbf{F}(x, y) = (x - y)\mathbf{i} + xy\mathbf{j}$ ,  
 $C$  is the arc of the circle  $x^2 + y^2 = 4$  traversed counterclockwise from  $(2, 0)$  to  $(0, -2)$

- 28.**  $\mathbf{F}(x, y) = \frac{x}{\sqrt{x^2 + y^2}}\mathbf{i} + \frac{y}{\sqrt{x^2 + y^2}}\mathbf{j}$ ,  
 $C$  is the parabola  $y = 1 + x^2$  from  $(-1, 2)$  to  $(1, 2)$

- 29.** (a) Evaluate the line integral  $\int_C \mathbf{F} \cdot d\mathbf{r}$ , where  $\mathbf{F}(x, y) = e^{x-1}\mathbf{i} + xy\mathbf{j}$  and  $C$  is given by  $\mathbf{r}(t) = t^2\mathbf{i} + t^3\mathbf{j}$ ,  $0 \leq t \leq 1$ .

-  (b) Illustrate part (a) by using a graphing calculator or computer to graph  $C$  and the vectors from the vector field corresponding to  $t = 0, 1/\sqrt{2}$ , and 1 (as in Figure 13).

- 30.** (a) Evaluate the line integral  $\int_C \mathbf{F} \cdot d\mathbf{r}$ , where  $\mathbf{F}(x, y, z) = x\mathbf{i} - z\mathbf{j} + y\mathbf{k}$  and  $C$  is given by  $\mathbf{r}(t) = 2t\mathbf{i} + 3t\mathbf{j} - t^2\mathbf{k}$ ,  $-1 \leq t \leq 1$ .

-  (b) Illustrate part (a) by using a computer to graph  $C$  and the vectors from the vector field corresponding to  $t = \pm 1$  and  $\pm \frac{1}{2}$  (as in Figure 13).

- CAS 31.** Find the exact value of  $\int_C x^3 y^2 z ds$ , where  $C$  is the curve with parametric equations  $x = e^{-t} \cos 4t$ ,  $y = e^{-t} \sin 4t$ ,  $z = e^{-t}$ ,  $0 \leq t \leq 2\pi$ .

- 32.** (a) Find the work done by the force field  $\mathbf{F}(x, y) = x^2\mathbf{i} + xy\mathbf{j}$  on a particle that moves once around the circle  $x^2 + y^2 = 4$  oriented in the counterclockwise direction.

- CAS** (b) Use a computer algebra system to graph the force field and circle on the same screen. Use the graph to explain your answer to part (a).

- 33.** A thin wire is bent into the shape of a semicircle  $x^2 + y^2 = 4$ ,  $x \geq 0$ . If the linear density is a constant  $k$ , find the mass and center of mass of the wire.

- 34.** A thin wire has the shape of the first-quadrant part of the circle with center the origin and radius  $a$ . If the density function is  $\rho(x, y) = kxy$ , find the mass and center of mass of the wire.

- 35.** (a) Write the formulas similar to Equations 4 for the center of mass  $(\bar{x}, \bar{y}, \bar{z})$  of a thin wire in the shape of a space curve  $C$  if the wire has density function  $\rho(x, y, z)$ .

- (b) Find the center of mass of a wire in the shape of the helix  $x = 2 \sin t$ ,  $y = 2 \cos t$ ,  $z = 3t$ ,  $0 \leq t \leq 2\pi$ , if the density is a constant  $k$ .

36. Find the mass and center of mass of a wire in the shape of the helix  $x = t$ ,  $y = \cos t$ ,  $z = \sin t$ ,  $0 \leq t \leq 2\pi$ , if the density at any point is equal to the square of the distance from the origin.
37. If a wire with linear density  $\rho(x, y)$  lies along a plane curve  $C$ , its **moments of inertia** about the  $x$ - and  $y$ -axes are defined as

$$I_x = \int_C y^2 \rho(x, y) \, ds \quad I_y = \int_C x^2 \rho(x, y) \, ds$$

Find the moments of inertia for the wire in Example 3.

38. If a wire with linear density  $\rho(x, y, z)$  lies along a space curve  $C$ , its **moments of inertia** about the  $x$ -,  $y$ -, and  $z$ -axes are defined as

$$I_x = \int_C (y^2 + z^2) \rho(x, y, z) \, ds$$

$$I_y = \int_C (x^2 + z^2) \rho(x, y, z) \, ds$$

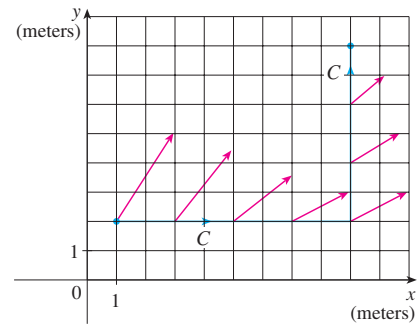
$$I_z = \int_C (x^2 + y^2) \rho(x, y, z) \, ds$$

Find the moments of inertia for the wire in Exercise 35.

39. Find the work done by the force field  $\mathbf{F}(x, y) = x \mathbf{i} + (y + 2) \mathbf{j}$  in moving an object along an arch of the cycloid  $\mathbf{r}(t) = (t - \sin t) \mathbf{i} + (1 - \cos t) \mathbf{j}$ ,  $0 \leq t \leq 2\pi$ .
40. Find the work done by the force field  $\mathbf{F}(x, y) = x \sin y \mathbf{i} + y \mathbf{j}$  on a particle that moves along the parabola  $y = x^2$  from  $(-1, 1)$  to  $(2, 4)$ .
41. Find the work done by the force field  $\mathbf{F}(x, y, z) = \langle y + z, x + z, x + y \rangle$  on a particle that moves along the line segment from  $(1, 0, 0)$  to  $(3, 4, 2)$ .
42. The force exerted by an electric charge at the origin on a charged particle at a point  $(x, y, z)$  with position vector  $\mathbf{r} = \langle x, y, z \rangle$  is  $\mathbf{F}(\mathbf{r}) = K\mathbf{r}/|\mathbf{r}|^3$  where  $K$  is a constant. (See Example 5 in Section 16.1.) Find the work done as the particle moves along a straight line from  $(2, 0, 0)$  to  $(2, 1, 5)$ .
43. A 160-lb man carries a 25-lb can of paint up a helical staircase that encircles a silo with a radius of 20 ft. If the silo is 90 ft high and the man makes exactly three complete revolutions, how much work is done by the man against gravity in climbing to the top?
44. Suppose there is a hole in the can of paint in Exercise 43 and 9 lb of paint leaks steadily out of the can during the man's ascent. How much work is done?
45. (a) Show that a constant force field does zero work on a particle that moves once uniformly around the circle  $x^2 + y^2 = 1$ .

- (b) Is this also true for a force field  $\mathbf{F}(\mathbf{x}) = k\mathbf{x}$ , where  $k$  is a constant and  $\mathbf{x} = \langle x, y \rangle$ ?

46. The base of a circular fence with radius 10 m is given by  $x = 10 \cos t$ ,  $y = 10 \sin t$ . The height of the fence at position  $(x, y)$  is given by the function  $h(x, y) = 4 + 0.01(x^2 - y^2)$ , so the height varies from 3 m to 5 m. Suppose that 1 L of paint covers  $100 \text{ m}^2$ . Sketch the fence and determine how much paint you will need if you paint both sides of the fence.
47. An object moves along the curve  $C$  shown in the figure from  $(1, 2)$  to  $(9, 8)$ . The lengths of the vectors in the force field  $\mathbf{F}$  are measured in newtons by the scales on the axes. Estimate the work done by  $\mathbf{F}$  on the object.



48. Experiments show that a steady current  $I$  in a long wire produces a magnetic field  $\mathbf{B}$  that is tangent to any circle that lies in the plane perpendicular to the wire and whose center is the axis of the wire (as in the figure). Ampère's Law relates the electric current to its magnetic effects and states that

$$\int_C \mathbf{B} \cdot d\mathbf{r} = \mu_0 I$$

where  $I$  is the net current that passes through any surface bounded by a closed curve  $C$ , and  $\mu_0$  is a constant called the permeability of free space. By taking  $C$  to be a circle with radius  $r$ , show that the magnitude  $B = |\mathbf{B}|$  of the magnetic field at a distance  $r$  from the center of the wire is

$$B = \frac{\mu_0 I}{2\pi r}$$

