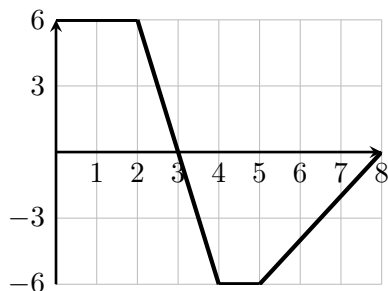
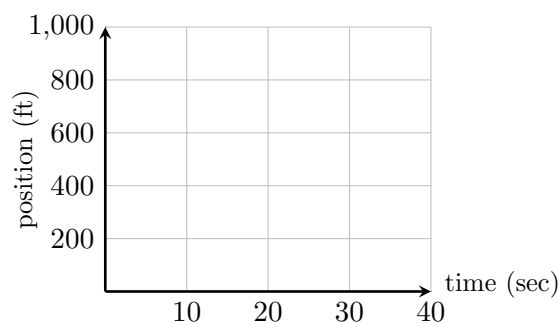
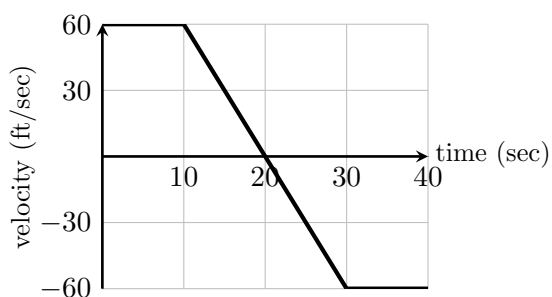


1. Review and Warm-up: The graph of f is shown below. Calculate exactly each of the definite integrals that follow.



$$\begin{array}{ll} \text{(a)} \int_0^2 f(x) dx = & \text{(d)} \int_5^8 f(x) dx = \\ \text{(b)} \int_0^3 f(x) dx = & \text{(e)} \int_2^4 f(x) dx = \\ \text{(c)} \int_4^5 f(x) dx = & \text{(f)} \int_0^8 f(x) dx = \end{array}$$

2. Let $s(t)$ be the position, in feet, of a car along a straight east/west highway at time t seconds. Positive values of s indicate eastward displacement of the car from home, and negative values indicate westward displacement. At $t = 0$ the car is at home. Let $v(t)$ represent the velocity of this same car, in feet per second, at time t seconds (see graph below).



- (a) Write a definite integral representing each of the following:

$$s(10) =$$

$$s(30) =$$

$$s(t) =$$

Now use these integrals and the velocity graph to help you fill in the chart below:

t	0	10	20	30	40
$s(t)$	0				

- (b) Use these values to help you plot the position function.

(c) Fill in the chart below:

Definite integral of velocity	Change in position
$\int_0^{10} v(t) dt =$	$s(10) - s(0) =$
$\int_{10}^{20} v(t) dt =$	$s(20) - s(10) =$
$\int_0^{40} v(t) dt =$	$s(40) - s(0) =$

(d) Why do these two columns give the same answers?

3. The following data is from the U.S. Bureau of Economic Analysis. It shows the rate of change $r(t)$ (in dollars per month) of per capita personal income, where t is the number of months after January 1, 2012.

t (months)	0	2	4	6	8	10	12
$r(t)$ (dollars per month)	154	17	10	79	278	-432	290

Use left-hand Riemann sums to estimate the net change in personal income during 2012.

4. A can of soda is put into a refrigerator to cool. The temperature of the soda is given by $F(t)$. The **rate** at which the temperature of the soda is changing is given by

$$F'(t) = f(t) = -25e^{-2t} \text{ (in degrees Fahrenheit per hour)}$$

- (a) Find the rate at which the soda is cooling after 0, 1, and 2 hours. Then use this information to estimate the temperature of the soda after 3 hours if the soda was $60^\circ F$ when it was placed in the refrigerator.

(b) Now we will find the exact temperature of the soda after three hours have passed.

i. Verify that $F(t) = 12.5e^{-2t}$ is an anti-derivative for the function $f(t) = -25e^{-2t}$.

ii. The Fundamental Theorem of Calculus (the Evaluation Theorem) tells us that $\int_a^b f(t) dt = F(b) - F(a)$. Use this theorem and the function you found in the last step to find the temperature of the soda after 3 hours have passed.

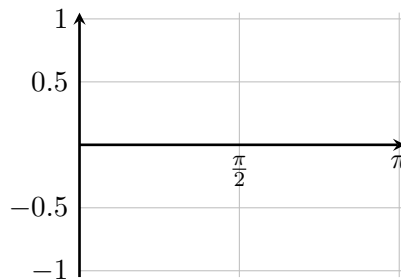
(c) Why do you think your estimate in part (a) is so far off?

5. (a) Write an integral which represents the area between $f(x) = x^4$ and the x -axis, between $x = 0$ and $x = 2$.

- (b) Evaluate this integral using the Fundamental Theorem of Calculus (the Evaluation Theorem).

6. (a) Using the Fundamental Theorem of Calculus (as in the last problem), evaluate $\int_0^\pi \cos(x) dx$.

- (b) Show the area represented by the integral in part (a) on the graph.



7. Evaluate $\int_0^1 \frac{1}{1+x^2} dx$ without using technology.